

CDBG & HOME Programs

**Consolidated Annual Performance
Evaluation Report**

**FY 2018-2019
Draft**

**Comments accepted through December 3, 2018
(956) 681-1030**

CR-05 - Goals and Outcomes

Progress the jurisdiction has made in carrying out its strategic plan and its action plan. 91.520(a)

This could be an overview that includes major initiatives and highlights that were proposed and executed throughout the program year.

Using HUD's Matrix Codes, the City categorized projects as either "High" or "Low" priorities in the FY 2013-2017 Consolidated Plan and Strategy (CPS). The CPS is intended to govern the use of HUD-awarded funds over five years. In summary, the following broadly defined activities are designated as "High":

- Housing - Construction, Counseling, Rehabilitation of Single and Multi-Unit Properties, Homeowner Assistance and Public Housing Modernization
- Infrastructure - Street Improvements, Water/Sewer Improvements, Sidewalk Construction, Flood/Drain Improvements
- Public Facilities - Youth Centers, Senior Centers, Homeless Facilities/Operating Costs, Neighborhood Facilities, Parks and Recreational Facilities, Fire Stations/Equipment and Health Centers
- Public Services - Services for qualified individuals and families including services for seniors, youth, general population, handicapped persons, abused and neglected children and battered and abused spouses as well as transportation, health services and subsistence payments
- Economic Development - Financial resources/infrastructure upgrades intended to improve the business community including micro-enterprise loans, revolving loan funds and/or building acquisition, construction or rehabilitation

During FY 2017-2018, all projects were deemed "High" priorities and addressed one of the above-listed priorities. However, no economic development projects were undertaken using HUD resources. Economic Development is addressed using municipal dollars and oversight may be undertaken by the Development Corp. of McAllen, McAllen Economic Development Corp. or the City's Retail and Business Development Department.

In addition to being a High priority, projects must meet one of the three national goals/objectives that serve as the overall framework for the use of Consolidated Plan funds. The goals are (1) to provide decent housing, (2) create a suitable living environment and (3) expand economic opportunities, to principally benefit extremely low-, low-, and moderate-income individuals and families. Most of the FY 2017-2018 projects met the second goal, create a suitable living environment. Projects undertaken by Affordable Homes of South Texas, Inc. and Catholic Charities of

the RGV addressed goal #1, to provide decent housing.

In addition, the City:

- Utilized the City Commission-appointed Community Development Committee to review and consider proposed applications and provide guidance on HUD-funded, City-funded and Development Corp. of McAllen-funded non-profit projects;
- Co-sponsored the annual Homebuyers' Fair which was held in McAllen;
- Met the 1.5 timeliness ratio mandated by HUD;
- Monitored 85% of subrecipient projects;
- Declared the month of April as Fair Housing month;
- Provided technical assistance to subrecipients within the first quarter of the fiscal year;
- Was actively engaged in providing outreach to citizens regarding available services;
- Drafted conversion of the Assessment of Fair Housing Document into the Analysis of Impediments

Comparison of the proposed versus actual outcomes for each outcome measure submitted with the consolidated plan and explain, if applicable, why progress was not made toward meeting goals and objectives. 91.520(g)

Categories, priority levels, funding sources and amounts, outcomes/objectives, goal outcome indicators, units of measure, targets, actual outcomes/outputs, and percentage completed for each of the grantee’s program year goals.

Goal	Category	Source / Amount	Indicator	Unit of Measure	Expected – Strategic Plan	Actual – Strategic Plan	Percent Complete	Expected – Program Year	Actual – Program Year	Percent Complete
03: Other Public Facilities and Improvements	Non-Housing Community Development	CDBG: \$	Public Facility or Infrastructure Activities other than Low/Moderate Income Housing Benefit	Persons Assisted	200	0	0.00%	0	0	0.00%

03D: Youth Centers	Non-Homeless Special Needs Non-Housing Community Development	CDBG: \$	Public Facility or Infrastructure Activities other than Low/Moderate Income Housing Benefit	Persons Assisted	1000	512	51.20%	0	0	0.00%
03E: Neighborhood Facilities	Non-Homeless Special Needs Non-Housing Community Development	CDBG: \$	Public Facility or Infrastructure Activities other than Low/Moderate Income Housing Benefit	Persons Assisted	2000	0	0.00%	0	0	0.00%
03F: Parks and Recreational Facilities	Non-Homeless Special Needs Non-Housing Community Development	CDBG: \$	Public Facility or Infrastructure Activities other than Low/Moderate Income Housing Benefit	Persons Assisted	20000	26852	134.26%	22025	20990	95.30%
03J: Water/Sewer Improvements	Non-Housing Community Development	CDBG: \$	Public Facility or Infrastructure Activities other than Low/Moderate Income Housing Benefit	Persons Assisted	15000	13943	92.95%	4870	0	0.00%
03P: Health Facilities	Non-Housing Community Development	CDBG: \$	Public Facility or Infrastructure Activities other than Low/Moderate Income Housing Benefit	Persons Assisted	700	0	0.00%	525	0	0.00%

05: Other Public Services	Non-Housing Community Development	CDBG: \$	Public service activities other than Low/Moderate Income Housing Benefit	Persons Assisted	30000	29303	97.68%	28	92	328.57%
05: Other Public Services	Non-Housing Community Development	CDBG: \$	Homelessness Prevention	Persons Assisted	0	144		17	76	447.06%
05A: Senior Services	Non-Homeless Special Needs Non-Housing Community Development	CDBG: \$	Public service activities other than Low/Moderate Income Housing Benefit	Persons Assisted	150	274	182.67%	56	43	76.79%
05B: Handicapped Services	Non-Homeless Special Needs Non-Housing Community Development	CDBG: \$	Public service activities other than Low/Moderate Income Housing Benefit	Persons Assisted	60	68	113.33%	2417	23	135.29%
05D: Youth Services	Non-Housing Community Development	CDBG: \$	Public service activities other than Low/Moderate Income Housing Benefit	Persons Assisted	3000	2188	72.94%	598	456	76.25%
05E: Transportation Services	Non-Homeless Special Needs Non-Housing Community Development	CDBG: \$	Public service activities other than Low/Moderate Income Housing Benefit	Persons Assisted	500	254	50.8%	100	97	97.00%

05F: Substance Abuse Services	Homeless Non-Homeless Special Needs Non-Housing Community Development	CDBG: \$	Public service activities other than Low/Moderate Income Housing Benefit	Persons Assisted	12	12	100%	0	0	0.00%
05G: Services for Battered and Abused Spouses	Homeless Non-Homeless Special Needs Non-Housing Community Development	CDBG: \$	Public service activities other than Low/Moderate Income Housing Benefit	Persons Assisted	475	364	76.63%	630	301	47.78%
05G: Services for Battered and Abused Spouses	Homeless Non-Homeless Special Needs Non-Housing Community Development	CDBG: \$	Homeless Person Overnight Shelter	Persons Assisted	0	0	0.00%	630	301	47.78%
05M: Health Services	Homeless Non-Homeless Special Needs Non-Housing Community Development	CDBG: \$	Public service activities other than Low/Moderate Income Housing Benefit	Persons Assisted	2750	1974	71.78%	406	589	145.07%
05N: Services for Abused and Neglected Children	Non-Homeless Special Needs Non-Housing Community Development	CDBG: \$	Public service activities other than Low/Moderate Income Housing Benefit	Persons Assisted	750	708	94.40%	130	210	161.54%

05Q: Subsistence Payments	Affordable Housing Homeless Non-Homeless Special Needs	CDBG: \$	Public service activities other than Low/Moderate Income Housing Benefit	Persons Assisted	100	27	27.00%	0	44	
05Q: Subsistence Payments	Affordable Housing Homeless Non-Homeless Special Needs	CDBG: \$	Homelessness Prevention	Persons Assisted	100	72	72.00%	10	25	250.00%
05R: Homeownership Assistance (Not Direct)	Affordable Housing Non-Housing Community Development	CDBG: \$	Public service activities for Low/Moderate Income Housing Benefit	Households Assisted	40	65	162.50%	0	0	0.00%
05W: Food Banks	Homeless Non-Homeless Special Needs Non-Housing Community Development	CDBG: \$	Public service activities other than Low/Moderate Income Housing Benefit	Persons Assisted	6500	5039	14.40%	5,000	5,084	101.68%
12: Construction of Housing	Affordable Housing	CDBG: \$ / HOME: \$	Homeowner Housing Added	Household Housing Unit	125	106	84.80%	12	8	75.00%
13: Direct Homeownership Assistance	Affordable Housing	CDBG: \$	Direct Financial Assistance to Homebuyers	Households Assisted	100	86	57.33%	10	3	30.00%
14A: Rehab: Single-Unit Residential	Affordable Housing	CDBG: \$	Homeowner Housing Rehabilitated	Household Housing Unit	15	15	25.00%	6	2	33.33%

14G: Rehab: Acquisition	Affordable Housing	CDBG: \$	Homeowner Housing Rehabilitated	Household Housing Unit	0	0		0	0	
Administration	Administration	CDBG: \$ / HOME: \$ / ESG: \$	Other	Other	5	4	80.00%	2	2	100.00%
Homeless Services	Affordable Housing Homeless	ESG: \$	Tenant-based rental assistance / Rapid Rehousing	Households Assisted	300	31	10.33%			
Homeless Services	Affordable Housing Homeless	ESG: \$	Homeless Person Overnight Shelter	Persons Assisted	2000	2087	104.35%			
Homeless Services	Affordable Housing Homeless	ESG: \$	Homelessness Prevention	Persons Assisted	550	803	146.00%			

Table 1 - Accomplishments – Program Year & Strategic Plan to Date

Assess how the jurisdiction’s use of funds, particularly CDBG, addresses the priorities and specific objectives identified in the plan, giving special attention to the highest priority activities identified.

The City of McAllen identified the following 7 priorities for targeting resources received from HUD:

1. To increase opportunities to attain homeownership

- AHSTI constructed 8 single-family homes utilizing HOME funds
2. To preserve and rehabilitate existing single family housing stock for owner occupant households
 3. To improve the living conditions of renters
 - Homeless Prevention activities were undertaken by Catholic Charities, The Salvation Army and Silver Ribbon Community Partners; cummulatively, they assisted 32 persons
 4. To improve housing and supportive services to residents who are or may become homeless and provide access to emergency, transitional, and permanent housing
 - Three hundred one women and children who reside at the Women Together's Emergency Shelter benefitted from CDBG-funded programs
 - Funds prevented homelessness for 32 McAllen residents
 - Sixty-nine Salvation Army - Emergency Shelter clients received clothing assistance in order to obtain employment or upon finding work and/or received bus vouchers so that the clients may reside where they have a support system/network
 5. To preserve, provide and improve social services for residents with special needs, particularly the elderly, the physically disabled, victims of

domestic violence, and youth

- Amigos Del Valle, LRGVDC–Area Agency on Aging and Senior Companion Program served 43 elderly
- Community HOPE Projects, Inc., and Easter Seals served 523 patients
- Children’s Advocacy Center, CASA and Women Together assisted 511 victims of domestic violence
- Boys and Girls Club of McAllen (Scholarship Program) and FUMC–Shoe Bank of McAllen Programs assisted 456 youth
- C.A.M.P University provided life skills to 23 youth or adult persons with special needs
- McAllen Food Pantry provided food to 5,084 persons
- United Way provided transportation vouchers to 97 persons

6. To expand economic opportunities in the community

- No HUD-awarded funds were expended

7. To provide public facilities and infrastructure improvements

- Construction was completed on the N. 24th at La Vista and N. 6th St. at Date Palm Storm Sewer Projects
- Installation of parks equipments occurred on the Elementary Campuses of Alvarez, Bonham, Escandon and Roosevelt

Progress was not made on O3P Health Center because the City allows 18 months. The project will be completed in the next fiscal year.

CR-10 - Racial and Ethnic composition of families assisted

Describe the families assisted (including the racial and ethnic status of families assisted).

91.520(a)

	CDBG	HOME	ESG
White	6,581	8	0
Black or African American	16	0	0
Asian	48	0	0
American Indian or American Native	4	0	0
Native Hawaiian or Other Pacific Islander	0	0	0
Total	6,649	8	0
Hispanic	6,365	8	0
Not Hispanic	306	0	0

Table 2 – Table of assistance to racial and ethnic populations by source of funds

Narrative

The racial and ethnic status of CDBG participants is primarily based upon subrecipient activities. These programs count the number of persons participating.

The tally of HOME participants is based on household composition unlike the CDBG information which is based on persons.

CR-15 - Resources and Investments 91.520(a)

Identify the resources made available

Source of Funds	Source	Resources Made Available	Amount Expended During Program Year
CDBG	CDBG	1,414,377	1,209,237
HOME	HOME	385,884	131,745
HOPWA	HOPWA		
ESG	ESG	0	
Other	Other		

Table 3 - Resources Made Available

Narrative

Identify the geographic distribution and location of investments

Target Area	Planned Percentage of Allocation	Actual Percentage of Allocation	Narrative Description
CDBG ELIGIBLE CENSUS TRACTS	51	59	Calculation of expenditures for Low- and Moderate Income Area activities

Table 4 – Identify the geographic distribution and location of investments

Narrative

The City of McAllen did not allocate funds geographically; however, area-benefit projects are limited to areas of the City in which the preponderance (at least 51%) of persons are of low and moderate income. Completed in FY 2017-2018, infrastructure and construction projects were determined eligible via Census Tract/Block Group data. The Actual Percentage of Allocation listed above is a compilation of all area benefit project expenses drawn in FY 2017-2018.

In addition, to comply with CDBG and HOME requirements, Community Based Development Organizations (CBDOs) and Community Housing Development Organizations (CHDOs) have geographic constraints for their contributions and improvements. In McAllen, CBDOs are limited to CDBG-eligible Census Tracts for new home construction. Further, many non-profit organizations operate from low income Census Tracts or have satellite offices within these eligible areas.

The geographic distribution of funds may be viewed in “Attachment III. Maps” . Within this attachment, there are maps the detailing low income areas, project locations, the public housing authority location, and projects overlaid on the areas of minority concentration.

Leveraging

Explain how federal funds leveraged additional resources (private, state and local funds), including a description of how matching requirements were satisfied, as well as how any publicly owned land or property located within the jurisdiction that were used to address the needs identified in the plan.

The City of McAllen encourages recipients and subrecipients to apply for additional grants or other funding sources in order to leverage funds and maximize HUD-awarded subsidies. Prior to contract ratification, potential amounts of leveraging are determined on a per project basis. The following shows estimated and actual leveraging for FY 2017-2018 projects. Overall, projects were successful in receiving 75% of intended leveraged funds.

Local (Municipal) Funds

- Estimated \$185,000
- Actual \$2,000

Private Sources

- Estimated \$2,335,861
- Actual \$1,667,666

State Resources

- Estimated \$4,047,780
- Actual \$322,920

Federal Resources

- Estimated \$1,256,571
- Actual \$1,223,138

Other HUD Sources

- Estimated \$3,697,045
- Actual \$131,000

CHDO Proceeds

- Estimated \$600,000

- Actual \$575,956

CBDO Proceeds

- Estimated \$500,000
- Actual \$700,000

For specific project leveraging information, please refer to "Attachment II. Grantee Performance Report". The Grantee Performance Report (GPR) will indicate specific amounts and sources.

The publicly-owned land/property that was rehabilitated for improvements/provides use as green or open space were at Alvarez, Bonham, Escandon and Seguin Elementary School campuses and at the Palmview Community Center (Roof Replacement). No other publicly owned land or property was used to address community development needs. Nonetheless, public property was used to house public service activities such as using the library or community centers for educational programs, recruitment, fairs, distribution centers, etc.

As an economically distressed area, the City has been waived 100% from its HOME matching requirement. The HOME Match Report is provided in "Attachment I. Financial Summary Report". Of note, any income generated through the use of HOME funds becomes CHDO (Community Housing Development Organization) Proceeds and remains with Affordable Homes of South Texas, Inc. to be reinvested in housing or administrative activities.

Fiscal Year Summary – HOME Match	
1. Excess match from prior Federal fiscal year	0
2. Match contributed during current Federal fiscal year	0
3. Total match available for current Federal fiscal year (Line 1 plus Line 2)	0
4. Match liability for current Federal fiscal year	0
5. Excess match carried over to next Federal fiscal year (Line 3 minus Line 4)	0

Table 5 – Fiscal Year Summary - HOME Match Report

Match Contribution for the Federal Fiscal Year								
Project No. or Other ID	Date of Contribution	Cash (non-Federal sources)	Foregone Taxes, Fees, Charges	Appraised Land/Real Property	Required Infrastructure	Site Preparation, Construction Materials, Donated labor	Bond Financing	Total Match

Table 6 – Match Contribution for the Federal Fiscal Year

HOME MBE/WBE report

Program Income – Enter the program amounts for the reporting period				
Balance on hand at begin-ning of reporting period \$	Amount received during reporting period \$	Total amount expended during reporting period \$	Amount expended for TBRA \$	Balance on hand at end of reporting period \$
0	0	0	0	0

Table 7 – Program Income

Minority Business Enterprises and Women Business Enterprises – Indicate the number and dollar value of contracts for HOME projects completed during the reporting period						
	Total	Minority Business Enterprises				White Non-Hispanic
		Alaskan Native or American Indian	Asian or Pacific Islander	Black Non-Hispanic	Hispanic	
Contracts						
Dollar Amount	358,884	0	0	0	358,884	0
Number	1	0	0	0	1	0
Sub-Contracts						
Number	23	0	0	0	23	0
Dollar Amount	4,511,862	0	0	0	4,511,862	0
	Total	Women Business Enterprises	Male			
Contracts						
Dollar Amount	358,884	0	358,884			
Number	1	0	1			
Sub-Contracts						
Number	23	1	22			
Dollar Amount	4,511,862	30,220	4,481,642			

Table 8 - Minority Business and Women Business Enterprises

Minority Owners of Rental Property – Indicate the number of HOME assisted rental property owners and the total amount of HOME funds in these rental properties assisted						
	Total	Minority Property Owners				White Non-Hispanic
		Alaskan Native or American Indian	Asian or Pacific Islander	Black Non-Hispanic	Hispanic	
Number	0	0	0	0	0	0
Dollar Amount	0	0	0	0	0	0

Table 9 – Minority Owners of Rental Property

Relocation and Real Property Acquisition – Indicate the number of persons displaced, the cost of relocation payments, the number of parcels acquired, and the cost of acquisition						
Parcels Acquired		0		0		
Businesses Displaced		0		0		
Nonprofit Organizations Displaced		0		0		
Households Temporarily Relocated, not Displaced		0		0		
Households Displaced	Total	Minority Property Enterprises				White Non-Hispanic
		Alaskan Native or American Indian	Asian or Pacific Islander	Black Non-Hispanic	Hispanic	
Number	0	0	0	0	0	0
Cost	0	0	0	0	0	0

Table 10 – Relocation and Real Property Acquisition

CR-20 - Affordable Housing 91.520(b)

Evaluation of the jurisdiction's progress in providing affordable housing, including the number and types of families served, the number of extremely low-income, low-income, moderate-income, and middle-income persons served.

	One-Year Goal	Actual
Number of Homeless households to be provided affordable housing units	1	1
Number of Non-Homeless households to be provided affordable housing units	10	8
Number of Special-Needs households to be provided affordable housing units	1	0
Total	12	9

Table 11 – Number of Households

	One-Year Goal	Actual
Number of households supported through Rental Assistance	28	10
Number of households supported through The Production of New Units	12	8
Number of households supported through Rehab of Existing Units	0	0
Number of households supported through Acquisition of Existing Units	0	0
Total	40	18

Table 12 – Number of Households Supported

Discuss the difference between goals and outcomes and problems encountered in meeting these goals.

The primary difference between the goals and outcomes in this section is the difference in intent when identifying the goals. When the action plan was created, the guidance stated the goals were the estimate of the “number of...households that will be helped in the program year with housing assistance”. The CAPER guidance states that this table should be related to the “number of units produced in the program year for each type of population”. In the top chart, the production of units is noted in the non-homeless row.

In the second chart, the rental assistance goal was met using CDBG funds. Through the HOME Program, the production of new units goal was met. And, the rehabilitation of housing units project also met its goal utilizing CDBG.

Discuss how these outcomes will impact future annual action plans.

Due to the different guidance on how goals should be quantified, the City will continue to note the discrepancy when identifying goals for housing that will be produced.

Even though all goals were met, the City continues to assess all housing programs. Community Development and CBDO/CHDO Staff meet at least once annually to determine procedures to minimize wait times between client's requesting assistance, beginning construction or rehabilitation and payment/reimbursement for services as well as compliance with federal and local regulations.

Future action plans will continue to be developed with (1) attention paid to the time it takes to construct homes and submit required documentation, (2) reviews of environmental procedures with appropriate non-profit staff, (3) continuance of discussions regarding underwriting, (4) reviews of current and past monitoring and technical assistance visits and (5) adherence to contractual obligations.

Include the number of extremely low-income, low-income, and moderate-income persons served by each activity where information on income by family size is required to determine the eligibility of the activity.

Number of Households Served	CDBG Actual	HOME Actual
Extremely Low-income	7	3
Low-income	2	3
Moderate-income	0	2
Total	9	8

Table 13 – Number of Households Served

Narrative Information

To follow is information by housing type, income, race/ethnicity, female headed households and size.

HOME: New Home Construction Project

- It was estimated that 12 homes would be constructed; 8 homes were constructed.
- Three households had incomes between 30-50% AMI; 3 had incomes between 50-60% AMI and 2 households had incomes between 60-80% AMI.
- All households were White and Hispanic.

- Six were female headed households
- There were 3 2-person households; 2 3-person households; 2 4-person households; 1 5-person households
- Six households were single-parent households and two were two-parent households
- No project exceeded the HOME and Housing Trust Fund Homeownership Sales Price Limits

The City is committed to address worst case needs, including renters who are severely cost burdened, persons living in substandard housing, homeless individuals and persons involuntarily displaced.

In order to address cost burden, CDBG funds are used for rental assistance. The Salvation Army, Silver Ribbon Community Partners and Catholic Charities of the RGV all provide subsidies to help maintain housing. Assistance was provided to households who paid less than Fair Market Rent in accordance with the Section 215 definition of affordable housing. AHSTI provides a rehabilitation program to help residents living in substandard housing.

And, while CDBG funds have not been used for programs that displace persons, this does not preclude families from utilizing CDBG-funded rental assistance projects. Lastly, individuals and families who are homeless are most likely to receive assistance from The Salvation Army. Due to their particular circumstances, social support services are a critical component of obtaining and/or maintaining housing. These social support services may be CDBG or County ESG-funded. Other actions to foster or maintain housing include homebuyer counseling assistance provided by AHSTI.

No housing services were provided to middle-income persons/households.

CR-25 - Homeless and Other Special Needs 91.220(d, e); 91.320(d, e); 91.520(c)

Evaluate the jurisdiction's progress in meeting its specific objectives for reducing and ending homelessness through:

Reaching out to homeless persons (especially unsheltered persons) and assessing their individual needs

Unsheltered homeless individuals represent the hardest cases to address. These individuals often have substance abuse, mental illness or other significant concerns which contribute to their homeless status. Most unsheltered homeless sought assistance from The Salvation Army - Emergency Shelter. Staff at The Salvation Army maintain a relationship with staff at Tropical Texas MHMR as well as serve as a site for AA meetings in an attempt to address some of the clients' concerns.

The City of McAllen continually strives to promote access to affordable housing and support services for homeless individuals and families. With the aid of CDBG funds, Catholic Charities of the RGV, Silver Ribbon Community Partners, The Salvation Army and Women Together were able to provide support services and temporary housing to homeless individuals and families, those individuals and families threatened with homelessness and/or those families fleeing domestic violence situations.

It must be noted that the past few years have been particularly difficult in addressing homeless concerns since there has been a strong influx of undocumented immigrants traveling through the area. Resources are stretched for these persons, many of whom were unaccompanied youth who do not speak English. Medical services, housing, transportation and food are immediate concerns. Municipal expenses have topped \$1 Million annually to address the influx. Catholic Charities of the RGV has maintained a presence in downtown McAllen in an effort to process these individuals and address any immediate medical concerns. McAllen's Mayor has been actively involved in supporting Catholic Charities downtown efforts.

Promotora program are another method to provide outreach and services to homeless persons. McAllen has a community based program through the Police Department which also serves to provide outreach. While neither is funded with CDBG, both programs assist in assuaging the needs of homeless persons.

Addressing the emergency shelter and transitional housing needs of homeless persons

CDBG funds were used to fund services at the single emergency shelter for the general population in Hidalgo County. It is operated by The Salvation Army and located within the City of McAllen. The Salvation Army utilized CDBG funds to provide work clothes for shelter clients as well as arranging for long distance transportation of clients who could identify a support network in other communities.

An emergency shelter and a transitional housing complex exist for victims of domestic violence. They

are operated by Women Together Foundation, Inc. and are both found within the City's limits. It should be noted that both agencies also receive ESG funds from the Hidalgo County – Urban County Program allocation in order to assist with costs associated with the shelters and/or expenses to assuage the needs of homeless persons.

In FY 2002-2003 and FY 2003-2004, the City aided in the construction of the Women Together Transitional Housing Nueva Vida and Family Justice Center. The facility is a 15-unit complex for victims of domestic violence and their families. In FY 2017-2018, Women Together Foundation, Inc. received CDBG funds to replace furniture in the emergency shelter facility.

A transitional housing complex remains needed for the general population; however, with limited resources, no homeless service provider has actively sought funding for the construction of a transitional housing facility. An alternative may come from agencies that can provide rapid re-housing in lieu of a traditional transitional housing facility.

Helping low-income individuals and families avoid becoming homeless, especially extremely low-income individuals and families and those who are: likely to become homeless after being discharged from publicly funded institutions and systems of care (such as health care facilities, mental health facilities, foster care and other youth facilities, and corrections programs and institutions); and, receiving assistance from public or private agencies that address housing, health, social services, employment, education, or youth needs

CDBG funds were targeted towards precariously housed populations, those threatened with homelessness. Homeless prevention programs which address delinquent utilities and/or rent are provided by several agencies and are funded through the City's CDBG allocation. Chronically homeless individuals still represent the most difficult cases for which permanent housing is realized. Without a transitional housing facility for the general population, it is rare for chronically homeless persons to obtain and maintain stable housing.

In contrast, families with children and veterans are more likely to maintain housing. Additional resources exist for these groups, either through McKinney-Vento funds or through Veterans Affairs benefits/VASH vouchers. Catholic Charities of the RGV utilized their CDBG award to address homeless prevention of veterans and/or their families; Catholic Charities of the RGV assisted 25 persons with homeless prevention services.

Lastly, one of the closely monitored tools to address the needs of homeless individuals and families or precariously housed persons is the use of HMIS. HMIS allows users to monitor the number and length of times assistance was provided by the various homeless providers as well as review case notes regarding mainstream benefits, goals or other concerns. The City encourages subrecipients to use HMIS when providing homeless prevention activities.

Addressing the needs of the homeless or persons threatened with homelessness continues to be a

"High" priority. As the municipality that houses both emergency shelters and transitional housing complex within the County, the City has a stake in assuring that quality services are rendered by homeless service providers.

Helping homeless persons (especially chronically homeless individuals and families, families with children, veterans and their families, and unaccompanied youth) make the transition to permanent housing and independent living, including shortening the period of time that individuals and families experience homelessness, facilitating access for homeless individuals and families to affordable housing units, and preventing individuals and families who were recently homeless from becoming homeless again

Victims of domestic violence who utilize the transitional housing complex are one of the most likely group of formerly homeless individuals who are able to obtain and maintain permanent housing. Many of these transitional housing residents use the services provided by Affordable Homes of South Texas, Inc. in order to purchase their own homes. Conversely, chronically homeless individuals and unaccompanied youth have less success obtaining and maintaining permanent housing.

Nonetheless, because of the success of the American Recovery Reinvestment Act (ARRA) of 2009-funded Homeless Prevention and Rapid Re-housing Program (HPRP), the City and agencies were able to identify quality affordable rental units and units who would quickly process applications for homeless persons or those threatened with homelessness. This information shortened the time persons experience homelessness. In addition, ARRA put into place the use of the Homeless Management Information System (HMIS) which allows agency staff to track not only the time the families utilize homeless services but also enter case notes to assist households obtain mainstream services and address any potential relapses into homelessness. The Salvation Army may use HMIS for McAllen CDBG-funded programs.

Further, the City, in conjunction with the other entitlement communities in the Rio Grande Valley, developed a discharge policy plan. It is an attempt to inform publicly funded institutions of services so that persons are not discharged into homelessness. In addition, the City has a 311 dedicated call line to address the needs of residents. This has helped to alleviate calls to the State 211 system and has been used to connect residents with the requested services including housing, health services, public services, employment, handicapped services, or childcare/youth needs.

CR-30 - Public Housing 91.220(h); 91.320(j)

Actions taken to address the needs of public housing

The McAllen Housing Authority (MHA) receives funds from the U.S. Department of Housing and Urban Development to create and maintain affordable housing stock for low-income residents. Through their award, the local housing authority staffs its office located at 2301 Jasmine.

The McAllen Housing Authority consists of 138 units of public housing and 1,269 Housing Choice Vouchers plus 10 Veterans Affairs Supportive Housing - Housing Choice Vouchers. Retama Village I facility houses one hundred twenty-eight units, comprised of sixty-four low-income housing tax credit (LIHTC) units and sixty-four public housing units. Retama Village II houses seventy-four units, comprised of forty-nine LIHTC units and twenty-five public housing units. Forty-nine public housing units are located at the Vine Terrace Apartments complex. In addition, Villa at Beaumont hosts an additional thirty-six LIHTC units. Lastly, Sunset Gardens, an elderly Section 202 complex, has seventy affordable units. No public housing units were lost during FY 2017– 2018.

The City of McAllen continues to be involved in the development of MHA programs. The Mayor appoints the Board Members for MHA. As required, MHA posts notices for their public meetings and maintains records of agendas and meetings. Additionally, the Community Development staff annually holds at least one public hearing at the MHA to solicit comments on CDBG and HOME awards.

The City and MHA staff served on the Executive Committee for the development of the Regional Assessment of Fair Housing (AFH) document. The document was composed and submitted to HUD October 2017. It named Hidalgo County - Urban County Program as the lead agency. The Regional AFH was produced for the nineteen collaborative partners; however, changes in policy allowed for the conversion of the Analysis of Impediments.

Actions taken to encourage public housing residents to become more involved in management and participate in homeownership

The staff of the McAllen Public Housing Authority has been able to successfully link service providers with residents. Some residents have been able to begin the path to homeownership using Section 8 vouchers, a program that began in July 2004 in conjunction with Affordable Homes of South Texas, Inc. In addition, McAllen Housing Authority administers two HUD grants that promote self-sufficiency, homeownership and economic independence entitled Resident Opportunity for Self-Sufficiency (ROSS) and Family Self-Sufficiency (FSS). Further, the Hidalgo County Headstart Program maintains a satellite location at McAllen Housing Authority's Cesar Chavez Building (if funding is available) to allow children an opportunity to experience a school-like setting and develop the skills necessary for educational success. Also, the McAllen Housing Authority maintains a memorandum of understanding with Women Together Foundation, Inc., a service provider for victims of domestic violence. Once the City's (and surrounding communities') revised Section 3 Plan is fully implemented, another avenue for employment

will be available for public housing authority residents.

McAllen Housing Authority's Resident Advisory Board is active. The members meet regularly to review MHA policies and procedures. The Board has been informed of the need to develop and support the Regional Assessment of Fair Housing document. Board participation is one component of MHA's Citizen Participation Plan process.

Lastly, MHA is in the process of scheduling construction on the Hibiscus Village complex of 38 low-income housing units and 10 Public Housing Units as well as at the Las Palomas complex which will include an additional 122 LIHTC units.

Actions taken to provide assistance to troubled PHAs

N/A The McAllen Public Housing Authority is not a troubled agency as defined by HUD.

CR-35 - Other Actions 91.220(j)-(k); 91.320(i)-(j)

Actions taken to remove or ameliorate the negative effects of public policies that serve as barriers to affordable housing such as land use controls, tax policies affecting land, zoning ordinances, building codes, fees and charges, growth limitations, and policies affecting the return on residential investment. 91.220 (j); 91.320 (i)

Factors that are barriers to affordable housing include include land costs, construction costs, financing costs, and the availability of land.

A. Land Costs - The increasing scarcity of land serves only to increase the ultimate cost of the housing unit. Most developers feel there is relatively little they can cut from current projects to reduce the price, yet still be competitive with housing built by developers in other cities. Part of the increase in land prices can be attributed to general inflation . However, a significant portion of the increase is due to land price appreciation, as the demand for housing has continuously expanded due to population growth.

B. Construction Costs - Labor and material add substantially to the cost of housing. The price of building materials has continued to increase, making homes more expensive. The major components of the increased construction cost have been the steadily rising cost of energy, lumber, and other building materials. Increased construction costs make it difficult for developers and builders to attempt to realize a profit on low and moderately priced homes.

C. Financing Costs - Financing costs are not subject to local influence. The control of interest rates is largely determined by national policies and economic conditions. Interest rates greatly influence the housing market for homebuyers and indirectly for renters. Construction financing also results in much higher housing costs to the consumer.

D. Underwriting Guidelines – Due to the increase in foreclosure rates, stiffer underwriting guidelines have been implemented. This action limits the ability of lower-income persons to access conventional mortgage rates. As such, lower income persons may be more vulnerable to predatory lending practices.

The availability of affordable housing in the City is further impacted by local factors such as the availability of land for new construction, the income of residents, the supply of housing, and of course, housing costs. Bedroom size is another factor that must be considered when evaluating the availability of affordable housing for families. As the housing stock and housing market analysis indicate, much of the housing stock is single-family detached and designed for smaller families. As such, large or multi-generational families must oftentimes live in overcrowded conditions or find a larger unit that may exceed their budget.

The housing constraints that affect affordable housing are primarily economic. Rising costs within the construction industry, the cost and availability of financing, and the high demand for a limited amount of land have combined to limit housing production, particularly for low-and moderate-income persons. The

net result is significantly higher costs for housing during a period when incomes may not be rising at the same pace.

However, it does need to be acknowledged that for the development of affordable housing, these costs can be potentially prohibitive. The City of McAllen has partnered with Affordable Homes of South Texas, Inc. to reduce or supplement the cost of building codes and fees in order to develop more affordable housing.

Actions taken to address obstacles to meeting underserved needs. 91.220(k); 91.320(j)

The following obstacles to meeting underserved needs were identified and actions to address follow suit:

1. McAllen is located in one of the fastest growing regions in the country, and its population growth threatens to outstrip the existing capacity of local housing and community development organizations. With ongoing cutbacks to public services, individuals and families are hard pressed to meet their needs for affordable housing and other community development assistance.

- The City attempted to maximize the amount available to social service agencies
- The City encouraged subrecipients to leverage federal resources

2. McAllen percentage of households living in poverty.

- An Anti-poverty Strategy was created which identified agencies that are able to quickly provide services to extremely low income persons

3. As a result of the City's lower income levels, few extremely low- and low-income residents can afford a median priced home, or the rent for a market-rate two-bedroom apartment.

- Homeless Prevention programs were funded which helped remedy short-term needs; in addition, utility and rent deposits were also made available

4. Much of the region continues to struggle with twice the unemployment rate of the rest of the state.

- While no CDBG funds were used to address economic development, funds are provided by the municipality to address economic development.

5. A major contributor to the region's high unemployment and poverty rates is its low educational attainment levels.

- The University of Texas has merged the local university (University of Texas-Pan American) with the University of Texas - Brownsville as well as created a medical school at the University of

Texas - Rio Grande Valley. This merger increased the university's population and allows for a more diverse fields of study. The City of McAllen and Hidalgo County are two of the partners funding the development of the Texas A&M - University campus which will be located within the City's limits; the new campus provides Science, Technology, Engineering and Mathematics classes for the region. Lastly, an initiative was adopted to increase the extents of South Texas College. Campuses were built/classes are being held throughout the County.

Further, in order to overcome the identified obstacles, the City of McAllen has designated social services, housing and infrastructure, public facilities and economic development activities as "High" priorities. As such, HUD-awarded funds continue to be utilized to further these types of activities for the benefit of low- and moderate- income persons.

Actions taken to reduce lead-based paint hazards. 91.220(k); 91.320(j)

In recognition of the dangers posed by lead-based paint, the City/Housing Provider Staff test homes that were constructed prior to January 1, 1978 for the presence of lead. The specific homes tested are those that are under consideration for housing rehabilitation and reconstruction assistance under the CDBG program. The appropriate abatement or interim control methods are employed if lead is found in the home. The City models its Lead Based Paint Policy after the guidance issued in by EPA and HUD. This policy is included as part of the Standard Operating Procedures for the housing rehabilitation program in an effort to comply with the Lead Based Paint Requirements – HUD Lead Safe Housing Rule 24 CFR Part 35, Subpart J Rehabilitation Section 35.900.

In summary of the policy, the following are the levels of intervention and action:

- Rehabilitation activities less than \$5,000 – Safe work practices and work site clearance
- Rehabilitation activities between \$5,000 and \$25,000 – Risk assessment and interim controls
- Rehabilitation activities over \$25,000 – Risk Assessment and abatement

Any contractor/subcontractor attempting to work on federally funded projects in which lead-based paint is a concern is subject to compliance with the regulation.

Actions taken to reduce the number of poverty-level families. 91.220(k); 91.320(j)

The City's Anti-Poverty Strategy focuses on the most vulnerable population segments: extremely low-income households (0-30 % of the median family income), individuals and families living in public or assisted housing, and homeless individuals and families. These segments of the population have the highest incidence of poverty and possess limited economic enrichment opportunities.

The City of McAllen has focused its own resources on assisting these families and individuals through social programs. In order to develop effective strategies for economic development and job creation, the City must overcome barriers to job creation, which include lack of education and skilled

labor force, sufficient capital and adequate opportunities. Strategies included: providing support services, reducing barriers to job training and permanent employment, providing programs for literacy and life skills, identifying jobs and providing training programs to meet required employment skills, and initiating regional business development efforts to expand businesses and stimulate entrepreneurial spirit.

These social service organizations are the most prominent agencies in assisting extremely low- and low-income individuals/families find housing and/or supportive services:

- Access Esperanza
- Affordable Homes of South Texas, Inc. (Homebuyer Classes)
- American Red Cross
- Amigos Del Valle, Inc.
- Boys and Girls Club of McAllen (USDA Nutritional Program)
- Catholic Charities of the RGV
- Comfort House Services, Inc.
- Community HOPE Projects, Inc.
- Green Path, Inc. (Consumer Credit Counseling)
- Hidalgo County - Community Service Agency
- LRGV Community Health Management Corp., Inc. - dba El Milagro Clinic
- LRGVDC - Area Agency on Aging
- McAllen Food Pantry
- McAllen Housing Finance Corp.
- McAllen I.S.D. - Free Lunch
- McAllen Metro - Municipal Transportation System
- McAllen Public Housing Authority
- Palmer Drug Abuse Program
- United Way of South Texas
- Senior Community Outreach Services
- Silver Ribbon Community Partners
- Texas Department of Health and Human Services
- Texas Rural Legal Aid
- The Salvation Army
- Tropical Texas Mental Health and Mental Retardation Center
- Valley AIDS Council (VAC)
- Women Together Foundation, Inc.

The City has created a 311 call center for residents to obtain information and report any concerns. Along the same lines, an application was developed to allow web-based submission of concerns. These systems help to reduce response time to address citizen concerns.

Actions taken to develop institutional structure. 91.220(k); 91.320(j)

The City of McAllen's municipal government is a Commissioner-Mayor form of government. The Mayor and six Commissioners serve as McAllen's legislative body.

The City's Community Development Department is responsible for oversight of housing and community development funds received from the U.S. Department of Housing and Urban Development (HUD). Excluding the administration portion of its award, the City contracts all CDBG and HOME funds to social service agencies and municipal departments for the implementation of eligible projects. The City uses the following departments to aid in the implementation of HUD-funded projects:

- Engineering Department - design and construction management of infrastructure and/or public facilities
- Parks and Recreation Department - analysis of green space, open space and recreation programs
- Finance Department - issuance of payment and liaison with external auditors
- Internal Auditing Department - monitoring of subrecipient and department procedures
- Purchasing and Contracting Department - provides technical assistance related to procurement policies applicable to municipal and subrecipient purchases
- City Attorney's Office - provides legal advice and reviews contracts prior to municipal ratification for CDBG and HOME agreements
- Office of Management and Budget - reconciles grant financial information, completes financial reports and streamlines budget and amendment process

In addition, the City Commission has appointed a fourteen-member advisory board to review and recommend HUD-awarded funds to non-profit and City department projects. The advisory board holds several public hearings, tours the proposed construction sites and visits with applicants prior to recommending funding.

In order to overcome gaps in the institutional structure, the City of McAllen:

- Maximized the amount of project funding available to social service agencies by awarding near the allowable 15% cap of the annual allocation;
- Met the HUD-established timeliness ratio of 1.5 times the annual allocation;
- May send multiple CDBG and municipal projects to bid at the same time to reduce costs;
- Encouraged partnership of Affordable Homes of South Texas, Inc. with local banks and other funding sources to assist low- and moderate- income persons become homeowners;
- Co-sponsored a Home Buyers Housing Fair with Affordable Homes of South Texas, Inc. Meets with other jurisdictions' CD staff to discuss issues, policies and procedures for uniform implementation of projects
- Utilized the revised Citizen Participation Plan to broaden outreach

Further, the City was able to utilize expertise from various non-profit and governmental agencies in order to overcome the gaps in institutional structure as well as develop and implement a regional mechanism to establish income qualification and relative support documentation.

Actions taken to enhance coordination between public and private housing and social service agencies. 91.220(k); 91.320(j)

The City works with a variety of organizations involved in the delivery of housing, homeless, non-homeless special needs, and community development activities, including many of the public agencies and community organizations consulted during the development of the CPS and the One-Year Action Plan. These include the McAllen Public Housing Authority (MHA), Affordable Homes of South Texas, Inc. and community organizations whose fields of interest and service include but are not limited to: social services, youth services, elderly services, disability services, abused children's services, health services, homeless services and domestic violence assistance.

The strength of the City's CDBG program structure is derived from the variety of public agencies and community organizations in the area that are working diligently toward one common goal: to provide affordable housing, supportive services, and community development assistance to benefit low- and moderate-income individuals and families. Local agencies, community-based organizations, and social service providers must coordinate their activities in response to the region's urgent needs. Each stakeholder in the delivery system contributes valuable resources and expertise.

Each funded agency is provided information on the other funded service providers. CD Staff encourages agencies to network and refer clients to one another whenever services are needed. When referring clients, staff allows one intake process to assure that clients are not unduly burdened with submitting income documentation to each to service provider.

Identify actions taken to overcome the effects of any impediments identified in the jurisdictions analysis of impediments to fair housing choice. 91.520(a)

The City of McAllen identifies barriers to affordable housing in its Analysis of Impediments (AI). The development of the AI was intended to meet HUD requirements in addition to providing a detailed account of actions and activities that limit access to affordable housing. Additionally, strategies to overcome these obstacles are addressed. The AI is available for review at the City of McAllen's Community Development Office, 1300 Houston, 3rd Floor McAllen, TX. The City annually reviews and updates the AI to ensure that the document remains accurate.

According to the last AI, the City of McAllen residents face the following conditions:

1. Lack of Sufficient Affordable Housing Stock
 - The City has determined that affordable housing is a "high" priority and continues to fund projects which address new construction

2. Older Housing Stock in Substandard Condition

- Addressing dilapidated structures remains a "high" priority for the City

3. Overcrowded Conditions

- Funds were made available for homeless prevention to allow overcrowded families, who are often precariously housed, an opportunity to obtain/maintain quality affordable housing

4. Existence of Colonias

- While colonias exists outside the city limits, their lack of water, sewer, fire and police protection often means that City resources are utilized

5. Rising Housing Costs

- Subsidies have been provided to construct housing and reduce costs to the homebuyer

6. Zoning Ordinances, Building Codes and Building Permit and Subdivision Fees

- As previously stated, these building codes and fees will continue to be enforced in an effort to create and maintain safe living standards

The City, along with partners in the CDBG entitlement communities in Hidalgo County and the McAllen Public Housing Authority in Hidalgo County, will continue to build on the partnership begun in FY 2015-2016 in order to identify and address impediments to fair housing choice.

CR-40 - Monitoring 91.220 and 91.230

Describe the standards and procedures used to monitor activities carried out in furtherance of the plan and used to ensure long-term compliance with requirements of the programs involved, including minority business outreach and the comprehensive planning requirements

Monitoring is an ongoing process involving communication and evaluation of subrecipients, departments and expenditures. This process involves frequent telephone contacts, written communication and meetings. The goal is to identify deficiencies and provide technical assistance to improve and/or reinforce performance. The purpose of the monitoring is to determine compliance with the executed agreements, including HUD, other Federal, State or local codes or statutes. The City monitored 89% of its non-profit projects.

Monitoring visits begin with interviews with subrecipient personnel. They serve to inform the entity of the goals and purpose and articulate areas of concern. Following the visit, a report is then issued to the agency. The City generally allows 10 days for response. The City onsite monitored 16 of 18 public service agencies. .

Monitoring of construction projects includes assessing compliance with additional requirements. Specifically, Davis-Bacon requirements and procurement procedures are reviewed. Testing by an independent contractor may be used to ensure the contractor is following specifications.

To monitor its own compliance, CD staff:

- Composed the Consolidated Annual Performance and Evaluation Report (CAPER) to note accomplishments;
- Provided HUD officials with documents to fulfill their monitoring requirements;
- Provides financial and performance reports to City management, the Community Development Advisory Committee and City Commission
- Utilized the City's Finance Department and Office of Management and Budget to review expenditures and maintain records;
- Utilized the City's Purchasing and Contracting department to solicit bids;
- Conducted desk monitoring of all public service projects; and
- Is being reviewed as part of the City's internal and external audit process

CD staff will continue to encourage minorities and women businesses to participate in the implementation of HUD programs. One of thirty contracts was issued to a women-owned enterprise. Conversely, 26 of 30 contracts were awarded to minority enterprises.

The City has adopted a revised Citizen Participation Plan in order to adhere to planning requirements. The plan details the number of days the City must notify the public of upcoming hearings, prescribes the

places where notifications must be placed and contact information to submit concerns.

Citizen Participation Plan 91.105(d); 91.115(d)

Describe the efforts to provide citizens with reasonable notice and an opportunity to comment on performance reports.

The City of McAllen published a notice inviting public review and comment of this document. The document was available during normal business hours in the Grant Administration/Community Development Office, 1300 Houston, 2nd Floor, McAllen, Texas. The CAPER comment period began on Friday, November 2, 2018 and will end on Monday, December 3, 2018, allowing for the HUD-mandated minimum 15-day comment period. The public notice further stated that it was the intention of the City to submit this document to HUD before Saturday, December 29, 2018.

In addition, the City will hold a public hearing regarding the CAPER on Thursday, November 15, 2018 at 5:30 P.M. at City Hall, 1300 Houston Ave., McAllen, Texas. Consistent with the City's public participation requirement, the notification of this hearing was advertised two weeks prior to said hearing. Publication occurred in The Monitor, the newspaper of largest circulation, and in El Periodico, a Spanish-language newspaper, on Wednesday, October 31, 2018. A copy of the notices is attached in "Attachment IV. Publications".

Any comments received at the public hearing will be noted in the final submission. Of note, the public hearing location is handicapped accessible.

CR-45 - CDBG 91.520(c)

Specify the nature of, and reasons for, any changes in the jurisdiction's program objectives and indications of how the jurisdiction would change its programs as a result of its experiences.

The City of McAllen did substantially amend the FY 2013-2017 Consolidated Plan and Strategy due to the final year of the Consolidated Plan's accomplishment estimated. FY 2015-2016, 2016-2017 and 2017-2018 were also amended.

Although the City was complaint in its timeliness test, attention is paid to slow moving projects and those at-risk or flagged activities listed in IDIS. Should these projects remain delinquent, management may support re-awarding these funds to "shovel-ready" projects.

In accordance with the revised Citizen Participation Plan, the following lists subrecipient projects that did not meet their proposed goals:

- Boys and Girls Club of McAllen-Scholarship Program - participants utilized more than one scholarship (i.e. membership, football and baseball) which caused the total number of beneficiaries to decrease from the anticipated goal
- CASA of Hidalgo County – due to change in leadership, project was ended earlier than 12 months; as such, the full year of beneficiaries could not be counted
- Women Together Foundation, Inc. services were provided later in the year and the timeframe for counting beneficiaries was shortened; therefore, the total number of beneficiaries anticipated was not accomplished

Every effort is made to ensure project attain at least 80% of their proposed goals. Projects that fail to meet this goal are considered incompliant. Should a project fail to achieve its goal and the same applicant and project are requesting funds in subsequent years (up to 3 years), staff notes that a significant deviation in beneficiaries occurred. This information is provided to the CD Committee and may be considered when they are making recommendations for funding awards.

Does this Jurisdiction have any open Brownfields Economic Development Initiative (BEDI) grants?

No

[BEDI grantees] Describe accomplishments and program outcomes during the last year.

CR-50 - HOME 91.520(d)

Include the results of on-site inspections of affordable rental housing assisted under the program to determine compliance with housing codes and other applicable regulations

Please list those projects that should have been inspected on-site this program year based upon the schedule in §92.504(d). Indicate which of these were inspected and a summary of issues that were detected during the inspection. For those that were not inspected, please indicate the reason and how you will remedy the situation.

<p face="Calibri" size="3">N/A The City does not undertake rental projects with HOME funds. </p>

Provide an assessment of the jurisdiction's affirmative marketing actions for HOME units. 92.351(b)

The City and Affordable Homes of South Texas, Inc. supports the following affirmative marketing strategy to allow all persons access to decent, safe and sanitary housing:

- Deconcentration of low income housing - Through Affordable Homes of South Texas, Inc. (AHSTI), scattered site programs are in place in order to deconcentrate low income housing.
- Advertisements - Information regarding services is often printed in English and Spanish newspapers. Public hearings are held in handicapped accessible areas and, when requested, additional assistance may be provided.
- AHSTI Publications - AHSTI publishes information regarding its services in English and Spanish language flyers. Additionally, English and Spanish media provided promotional information regarding AHSTI's Homebuyers' Fair. AHSTI publishes a monthly newsletter featuring a recent homeowner as well as other pertinent information.
- Housing Fair - the City and Affordable Homes of South Texas, Inc. jointly held a bilingual housing fair in June 2018. Approximately, one thousand people received information on affordable housing services.

Eight households utilized Affordable Homes of South Texas, Inc.'s HOME Program for the construction of new single-family detached housing. Of these households:

- Three households had incomes between 30-50% AMI; 3 had incomes between 50-60% AMI and 2 households had incomes between 60-80% AMI.
- All households were White and Hispanic.
- Six were female headed households
- There were 3 2-person households; 2 3-person households; 2 4-person households; 1 5-person households
- Six households were single-parent households and two were two-parent households

Refer to IDIS reports to describe the amount and use of program income for projects, including the number of projects and owner and tenant characteristics

Neither the City nor its CHDO generate program income. However, proceeds are generated from the use of CDBG and HOME funded projects. In accordance with CBDO and CHDO Agreements, the proceeds generated by the use of CDBG and/or HOME funds for the provision of housing may be retained by Affordable Homes of South Texas, Inc. AHSTI must reinvest the proceeds into further providing affordable housing.

Describe other actions taken to foster and maintain affordable housing. 91.220(k) (STATES ONLY: Including the coordination of LIHTC with the development of affordable housing). 91.320(j)

The City awarded funds to Affordable Homes of South Texas, Inc. (AHSTI) in order to provide affordable housing to its residents. AHSTI is annually certified as the City's Community Housing Development Organization (CHDO) and Community Based Development Organization (CBDO), when necessary, a requirement to use HOME and CDBG funds for new construction. In addition, AHSTI will continue to provide rehabilitation services with a special focus on persons with special needs and the elderly.

All FY 2017-2018 housing projects were identified in the Annual Action Plan (AP) and were designated as high priorities in the FY 2013 – 2017 CPS. As such, the City may certify that the projects completed during this fiscal year support the established Consolidated Plan and Strategy's and Action Plan's goals.

The following summarizes the strategies that the City undertook in fostering and maintaining affordable housing for its residents. The chart is divided according to income categories.

Extremely Low Income Homeowners (0-30% of Area Median Income)

- New Beginnings (Emergency Rehabilitation) – funds for reconstruction or rehabilitation of owner-occupied homes; may be used when the housing structure poses a threat to the safety of the family
- Homebuyer Education – funds for pre- and post purchase homebuyer counseling
- Helping Hands Grants – funds for principal reduction assistance to qualified buyers for whom closing costs/construction costs may be a hindrance to homeownership

Low Income Homeowners (31-50% of Area Median Income)

- New Beginnings (Emergency Rehabilitation) – funds for reconstruction or rehabilitation of owner-occupied homes; to be used when the housing structure poses a threat to the safety of the family
- Homebuyer Education – funds for pre- and post purchase homebuyer counseling
- New Home Construction – funds for the construction and purchase of new homes

- Helping Hands Grants – funds for principal reduction assistance to qualified buyers for whom closing costs/construction costs may be a hinderance

Moderate Income Homeowners (51-80% of Area Median Income)

- Homebuyer Education – funds for pre- and post purchase homebuyer counseling
- New Home Construction – funds for the construction and purchase of new homes
- Helping Hands Grants – funds for principal reduction assistance to qualified buyers for whom closing costs/construction costs may be a hinderance
- Neighborhood Revitalization - funds for the purchase/acquisition of existing housing for resale to qualifying homebuyers

AHSTI is a HUD-approved housing counseling organization. Staff is able to provide pre- and post-purchase homebuyer counseling as well as foreclosure prevention services.

CR-60 - ESG 91.520(g) (ESG Recipients only)

ESG Supplement to the CAPER in *e-snaps*

For Paperwork Reduction Act

1. Recipient Information—All Recipients Complete

Basic Grant Information

Recipient Name	MCALLEN
Organizational DUNS Number	083955245
EIN/TIN Number	746001650
Identify the Field Office	SAN ANTONIO
Identify CoC(s) in which the recipient or subrecipient(s) will provide ESG assistance	

ESG Contact Name

Prefix	Ms
First Name	Yvette
Middle Name	0
Last Name	Balderas
Suffix	0
Title	Director

ESG Contact Address

Street Address 1	P.O. Box 220
Street Address 2	0
City	McAllen
State	TX
ZIP Code	-
Phone Number	9566811030
Extension	0
Fax Number	0
Email Address	ybalderas@mcallen.net

ESG Secondary Contact

Prefix	
First Name	
Last Name	
Suffix	
Title	
Phone Number	
Extension	
Email Address	

2. Reporting Period—All Recipients Complete

Program Year Start Date	10/01/2017
Program Year End Date	09/30/2018

3a. Subrecipient Form – Complete one form for each subrecipient

Subrecipient or Contractor Name

City

State

Zip Code

DUNS Number

Is subrecipient a victim services provider

Subrecipient Organization Type

ESG Subgrant or Contract Award Amount

CR-65 - Persons Assisted

4. Persons Served

4a. Complete for Homelessness Prevention Activities

Number of Persons in Households	Total
Adults	
Children	
Don't Know/Refused/Other	
Missing Information	
Total	

Table 16 – Household Information for Homeless Prevention Activities

4b. Complete for Rapid Re-Housing Activities

Number of Persons in Households	Total
Adults	
Children	
Don't Know/Refused/Other	
Missing Information	
Total	

Table 17 – Household Information for Rapid Re-Housing Activities

4c. Complete for Shelter

Number of Persons in Households	Total
Adults	
Children	
Don't Know/Refused/Other	
Missing Information	
Total	

Table 18 – Shelter Information

4d. Street Outreach

Number of Persons in Households	Total
Adults	
Children	
Don't Know/Refused/Other	
Missing Information	
Total	

Table 19 – Household Information for Street Outreach

4e. Totals for all Persons Served with ESG

Number of Persons in Households	Total
Adults	
Children	
Don't Know/Refused/Other	
Missing Information	
Total	

Table 20 – Household Information for Persons Served with ESG

5. Gender—Complete for All Activities

	Total
Male	
Female	
Transgender	
Don't Know/Refused/Other	
Missing Information	
Total	

Table 21 – Gender Information

6. Age—Complete for All Activities

	Total
Under 18	
18-24	
25 and over	
Don't Know/Refused/Other	
Missing Information	
Total	

Table 22 – Age Information

7. Special Populations Served—Complete for All Activities

Number of Persons in Households

Subpopulation	Total	Total Persons Served – Prevention	Total Persons Served – RRH	Total Persons Served in Emergency Shelters
Veterans				
Victims of Domestic Violence				
Elderly				
HIV/AIDS				
Chronically Homeless				
Persons with Disabilities:				
Severely Mentally Ill				
Chronic Substance Abuse				
Other Disability				
Total (unduplicated if possible)				

Table 23 – Special Population Served

CR-70 – ESG 91.520(g) - Assistance Provided and Outcomes

10. Shelter Utilization

Number of New Units – Rehabbed	
Number of New Units – Conversion	
Total Number of bed - nighths available	
Total Number of bed - nights provided	
Capacity Utilization	

Table 24 – Shelter Capacity

11. Project Outcomes Data measured under the performance standards developed in consultation with the CoC(s)

CR-75 – Expenditures

11. Expenditures

11a. ESG Expenditures for Homelessness Prevention

	Dollar Amount of Expenditures in Program Year		
	2014	2015	2016
Expenditures for Rental Assistance			
Expenditures for Housing Relocation and Stabilization Services - Financial Assistance			
Expenditures for Housing Relocation & Stabilization Services - Services			
Expenditures for Homeless Prevention under Emergency Shelter Grants Program			
Subtotal Homelessness Prevention			

Table 25 – ESG Expenditures for Homelessness Prevention

11b. ESG Expenditures for Rapid Re-Housing

	Dollar Amount of Expenditures in Program Year		
	2014	2015	2016
Expenditures for Rental Assistance			
Expenditures for Housing Relocation and Stabilization Services - Financial Assistance			
Expenditures for Housing Relocation & Stabilization Services - Services			
Expenditures for Homeless Assistance under Emergency Shelter Grants Program			
Subtotal Rapid Re-Housing			

Table 26 – ESG Expenditures for Rapid Re-Housing

11c. ESG Expenditures for Emergency Shelter

	Dollar Amount of Expenditures in Program Year		
	2014	2015	2016
Essential Services			
Operations			
Renovation			
Major Rehab			
Conversion			
Subtotal			

Table 27 – ESG Expenditures for Emergency Shelter

11d. Other Grant Expenditures

	Dollar Amount of Expenditures in Program Year		
	2014	2015	2016
Street Outreach			
HMIS			
Administration			

Table 28 - Other Grant Expenditures

11e. Total ESG Grant Funds

Total ESG Funds Expended	2014	2015	2016

Table 29 - Total ESG Funds Expended

11f. Match Source

	2014	2015	2016
Other Non-ESG HUD Funds			
Other Federal Funds			
State Government			
Local Government			
Private Funds			
Other			
Fees			
Program Income			
Total Match Amount			

Table 30 - Other Funds Expended on Eligible ESG Activities

11g. Total

Total Amount of Funds Expended on ESG Activities	2014	2015	2016

Table 31 - Total Amount of Funds Expended on ESG Activities

Attachment

I. Financial Summary Report



PART I: SUMMARY OF CDBG RESOURCES

01 UNEXPENDED CDBG FUNDS AT END OF PREVIOUS PROGRAM YEAR	1,630,877.62
02 ENTITLEMENT GRANT	1,379,375.00
03 SURPLUS URBAN RENEWAL	0.00
04 SECTION 108 GUARANTEED LOAN FUNDS	0.00
05 CURRENT YEAR PROGRAM INCOME	0.00
05a CURRENT YEAR SECTION 108 PROGRAM INCOME (FOR SI TYPE)	0.00
06 FUNDS RETURNED TO THE LINE-OF-CREDIT	0.00
06a FUNDS RETURNED TO THE LOCAL CDBG ACCOUNT	0.00
07 ADJUSTMENT TO COMPUTE TOTAL AVAILABLE	0.00
08 TOTAL AVAILABLE (SUM, LINES 01-07)	3,010,252.62

PART II: SUMMARY OF CDBG EXPENDITURES

09 DISBURSEMENTS OTHER THAN SECTION 108 REPAYMENTS AND PLANNING/ADMINISTRATION	913,302.20
10 ADJUSTMENT TO COMPUTE TOTAL AMOUNT SUBJECT TO LOW/MOD BENEFIT	0.00
11 AMOUNT SUBJECT TO LOW/MOD BENEFIT (LINE 09 + LINE 10)	913,302.20
12 DISBURSED IN IDIS FOR PLANNING/ADMINISTRATION	295,934.82
13 DISBURSED IN IDIS FOR SECTION 108 REPAYMENTS	0.00
14 ADJUSTMENT TO COMPUTE TOTAL EXPENDITURES	0.00
15 TOTAL EXPENDITURES (SUM, LINES 11-14)	1,209,237.02
16 UNEXPENDED BALANCE (LINE 08 - LINE 15)	1,801,015.60

PART III: LOWMOD BENEFIT THIS REPORTING PERIOD

17 EXPENDED FOR LOW/MOD HOUSING IN SPECIAL AREAS	0.00
18 EXPENDED FOR LOW/MOD MULTI-UNIT HOUSING	0.00
19 DISBURSED FOR OTHER LOW/MOD ACTIVITIES	905,802.20
20 ADJUSTMENT TO COMPUTE TOTAL LOW/MOD CREDIT	0.00
21 TOTAL LOW/MOD CREDIT (SUM, LINES 17-20)	905,802.20
22 PERCENT LOW/MOD CREDIT (LINE 21/LINE 11)	99.18%

LOW/MOD BENEFIT FOR MULTI-YEAR CERTIFICATIONS

23 PROGRAM YEARS(PY) COVERED IN CERTIFICATION	PY: 2017 PY: PY:
24 CUMULATIVE NET EXPENDITURES SUBJECT TO LOW/MOD BENEFIT CALCULATION	0.00
25 CUMULATIVE EXPENDITURES BENEFITING LOW/MOD PERSONS	0.00
26 PERCENT BENEFIT TO LOW/MOD PERSONS (LINE 25/LINE 24)	0.00%

PART IV: PUBLIC SERVICE (PS) CAP CALCULATIONS

27 DISBURSED IN IDIS FOR PUBLIC SERVICES	170,356.43
28 PS UNLIQUIDATED OBLIGATIONS AT END OF CURRENT PROGRAM YEAR	44,467.98
29 PS UNLIQUIDATED OBLIGATIONS AT END OF PREVIOUS PROGRAM YEAR	24,824.41
30 ADJUSTMENT TO COMPUTE TOTAL PS OBLIGATIONS	0.00
31 TOTAL PS OBLIGATIONS (LINE 27 + LINE 28 - LINE 29 + LINE 30)	190,000.00
32 ENTITLEMENT GRANT	1,379,375.00
33 PRIOR YEAR PROGRAM INCOME	0.00
34 ADJUSTMENT TO COMPUTE TOTAL SUBJECT TO PS CAP	0.00
35 TOTAL SUBJECT TO PS CAP (SUM, LINES 32-34)	1,379,375.00
36 PERCENT FUNDS OBLIGATED FOR PS ACTIVITIES (LINE 31/LINE 35)	13.77%

PART V: PLANNING AND ADMINISTRATION (PA) CAP

37 DISBURSED IN IDIS FOR PLANNING/ADMINISTRATION	295,934.82
38 PA UNLIQUIDATED OBLIGATIONS AT END OF CURRENT PROGRAM YEAR	7,586.60
39 PA UNLIQUIDATED OBLIGATIONS AT END OF PREVIOUS PROGRAM YEAR	27,646.42
40 ADJUSTMENT TO COMPUTE TOTAL PA OBLIGATIONS	0.00
41 TOTAL PA OBLIGATIONS (LINE 37 + LINE 38 - LINE 39 +LINE 40)	275,875.00
42 ENTITLEMENT GRANT	1,379,375.00
43 CURRENT YEAR PROGRAM INCOME	0.00
44 ADJUSTMENT TO COMPUTE TOTAL SUBJECT TO PA CAP	0.00
45 TOTAL SUBJECT TO PA CAP (SUM, LINES 42-44)	1,379,375.00
46 PERCENT FUNDS OBLIGATED FOR PA ACTIVITIES (LINE 41/LINE 45)	20.00%

LINE 17 DETAIL: ACTIVITIES TO CONSIDER IN DETERMINING THE AMOUNT TO ENTER ON LINE 17

Report returned no data.

LINE 18 DETAIL: ACTIVITIES TO CONSIDER IN DETERMINING THE AMOUNT TO ENTER ON LINE 18

Report returned no data.

LINE 19 DETAIL: ACTIVITIES INCLUDED IN THE COMPUTATION OF LINE 19

Plan Year	IDIS Project	IDIS Activity	Voucher Number	Activity Name	Matrix Code	National Objective	Drawn Amount
2016	7	1584	6153922	2016 Boys and Girls Club - Brand Center Renovations	03D	LMC	\$18,300.00
					03D	Matrix Code	\$18,300.00
2016	4	1581	6126914	2016 PARD - Palm View Community Center	03E	LMA	\$45.66
2016	4	1581	6147453	2016 PARD - Palm View Community Center	03E	LMA	\$177,619.50
2016	4	1581	6153922	2016 PARD - Palm View Community Center	03E	LMA	\$70,587.00
2016	4	1581	6165626	2016 PARD - Palm View Community Center	03E	LMA	\$48,438.00
2016	4	1581	6173412	2016 PARD - Palm View Community Center	03E	LMA	\$2,835.00
2016	4	1581	6184663	2016 PARD - Palm View Community Center	03E	LMA	\$33,275.50
					03E	Matrix Code	\$332,800.66
2017	4	1625	6171548	2017 PARD - Alvarez Elementary City/School Park	03F	LMA	\$1,727.20
2017	4	1625	6173412	2017 PARD - Alvarez Elementary City/School Park	03F	LMA	\$51,949.36
2017	4	1625	6199416	2017 PARD - Alvarez Elementary City/School Park	03F	LMA	\$1,344.00
2017	4	1625	6200589	2017 PARD - Alvarez Elementary City/School Park	03F	LMA	\$4,284.21
2017	5	1626	6173412	2017 PARD - Bonham Elementary City/School Park	03F	LMA	\$20,815.12
2017	5	1626	6185837	2017 PARD - Bonham Elementary City/School Park	03F	LMA	\$5,240.25
2017	5	1626	6192717	2017 PARD - Bonham Elementary City/School Park	03F	LMA	\$11,050.00
2017	6	1627	6171548	2017 PARD - Escandon Elementary City/School Park	03F	LMA	\$2,074.33
2017	6	1627	6173412	2017 PARD - Escandon Elementary City/School Park	03F	LMA	\$62,464.96
2017	6	1627	6176102	2017 PARD - Escandon Elementary City/School Park	03F	LMA	\$3,944.60
2017	6	1627	6200589	2017 PARD - Escandon Elementary City/School Park	03F	LMA	\$2,940.27
2017	8	1629	6173412	2017 PARD - Seguin Elementary City/School Park	03F	LMA	\$17,759.76
2017	8	1629	6185837	2017 PARD - Seguin Elementary City/School Park	03F	LMA	\$7,145.10
2017	8	1629	6192717	2017 PARD - Seguin Elementary City/School Park	03F	LMA	\$11,050.00
					03F	Matrix Code	\$203,789.16
2015	1	1529	6104150	2015 Eng. Dept. - N. 24th St. at La Vista (Drainage Imp.)	03J	LMA	\$267.75
2015	1	1529	6173412	2015 Eng. Dept. - N. 24th St. at La Vista (Drainage Imp.)	03J	LMA	\$64,284.00
2016	1	1579	6111434	2016 Eng. Dept. N. 6th St. at Date Palm Drainage	03J	LMA	\$56.88
2016	1	1579	6126914	2016 Eng. Dept. N. 6th St. at Date Palm Drainage	03J	LMA	\$32,583.42
2016	1	1579	6135837	2016 Eng. Dept. N. 6th St. at Date Palm Drainage	03J	LMA	\$223.00
2016	1	1579	6157729	2016 Eng. Dept. N. 6th St. at Date Palm Drainage	03J	LMA	\$12,774.78
2017	1	1622	6169772	2017 Eng. Dept. N. 5th St. at Hackberry Drainage	03J	LMA	\$1,397.00
2017	3	1624	6169772	2017 Eng. Dept. - N. 16th St. at Ivy Avenue Drainage	03J	LMA	\$1,415.12
					03J	Matrix Code	\$113,001.95
2016	8	1585	6173412	2016 Easter Seals - Center Accessibility	03M	LMC	\$18,000.00
					03M	Matrix Code	\$18,000.00
2016	10	1587	6111434	2016 Amigos Del Valle, Inc.	05A	LMC	\$1,212.75
2017	13	1634	6126914	2017 Amigos Del Valle, Inc.	05A	LMC	\$2,524.50
2017	13	1634	6135837	2017 Amigos Del Valle, Inc.	05A	LMC	\$2,346.30
2017	13	1634	6149342	2017 Amigos Del Valle, Inc.	05A	LMC	\$1,267.20
2017	13	1634	6168204	2017 Amigos Del Valle, Inc.	05A	LMC	\$1,282.05
2017	13	1634	6171548	2017 Amigos Del Valle, Inc.	05A	LMC	\$1,257.30
2017	13	1634	6192717	2017 Amigos Del Valle, Inc.	05A	LMC	\$975.15
2017	13	1634	6199416	2017 Amigos Del Valle, Inc.	05A	LMC	\$1,060.50
2017	22	1643	6140276	2017 LRGVDC - Area Agency on Aging	05A	LMC	\$514.16
2017	22	1643	6157729	2017 LRGVDC - Area Agency on Aging	05A	LMC	\$662.38
2017	22	1643	6162950	2017 LRGVDC - Area Agency on Aging	05A	LMC	\$1,555.49
2017	22	1643	6173412	2017 LRGVDC - Area Agency on Aging	05A	LMC	\$497.64
2017	22	1643	6176102	2017 LRGVDC - Area Agency on Aging	05A	LMC	\$977.55
2017	22	1643	6199416	2017 LRGVDC - Area Agency on Aging	05A	LMC	\$1,292.78
					05A	Matrix Code	\$17,425.75
2016	13	1590	6111434	2016 C.A.M.P. University	05B	LMC	\$2,368.22
2017	15	1636	6126914	2017 C.A.M.P. University	05B	LMC	\$5,432.73
2017	15	1636	6140276	2017 C.A.M.P. University	05B	LMC	\$2,067.27
					05B	Matrix Code	\$9,868.22

2016	19	1596	6111434	2016 FUMC - In HIS Steps Shoe Bank of McAllen	05D	LMC	\$5,284.52
2017	14	1635	6135837	2017 Boys and Girls Club of McAllen	05D	LMC	\$800.00
2017	14	1635	6140276	2017 Boys and Girls Club of McAllen	05D	LMC	\$1,750.00
2017	14	1635	6153922	2017 Boys and Girls Club of McAllen	05D	LMC	\$2,905.00
2017	14	1635	6162950	2017 Boys and Girls Club of McAllen	05D	LMC	\$2,840.00
2017	14	1635	6173412	2017 Boys and Girls Club of McAllen	05D	LMC	\$2,070.00
2017	21	1642	6140276	2017 FUMC - Shoe Bank of McAllen	05D	LMC	\$860.00
2017	21	1642	6200589	2017 FUMC - Shoe Bank of McAllen	05D	LMC	\$1,344.76
					05D	Matrix Code	\$17,854.28
2016	26	1603	6104150	2016 United Way of South Texas	05E	LMC	\$800.00
2017	33	1648	6126914	2017 United Way of South Texas	05E	LMC	\$1,242.00
2017	33	1648	6135837	2017 United Way of South Texas	05E	LMC	\$2,279.00
2017	33	1648	6149342	2017 United Way of South Texas	05E	LMC	\$801.00
2017	33	1648	6153922	2017 United Way of South Texas	05E	LMC	\$643.00
2017	33	1648	6162950	2017 United Way of South Texas	05E	LMC	\$35.00
					05E	Matrix Code	\$5,800.00
2017	28	1649	6193857	2017 Women Together Foundation, Inc.	05G	LMC	\$1,248.98
					05G	Matrix Code	\$1,248.98
2016	9	1586	6104150	2016 Access Esperanza	05M	LMC	\$5,875.00
2016	16	1594	6122764	2016 Community HOPE Projects - HOPE Medical Center	05M	LMC	\$3,000.00
2016	18	1595	6104150	2016 Easter Seals - Outpatient Rehabilitation Program	05M	LMC	\$360.00
2017	12	1633	6126914	2017 Access Esperanza	05M	LMC	\$4,990.00
2017	12	1633	6135837	2017 Access Esperanza	05M	LMC	\$4,615.00
2017	12	1633	6157729	2017 Access Esperanza	05M	LMC	\$395.00
2017	19	1640	6135837	2017 Community HOPE Services, Inc. - Medical Services	05M	LMC	\$5,442.56
2017	19	1640	6157729	2017 Community HOPE Services, Inc. - Medical Services	05M	LMC	\$1,479.00
2017	19	1640	6169772	2017 Community HOPE Services, Inc. - Medical Services	05M	LMC	\$2,647.75
2017	19	1640	6171548	2017 Community HOPE Services, Inc. - Medical Services	05M	LMC	\$2,339.75
2017	19	1640	6176102	2017 Community HOPE Services, Inc. - Medical Services	05M	LMC	\$2,862.44
2017	19	1640	6199416	2017 Community HOPE Services, Inc. - Medical Services	05M	LMC	\$2,643.25
2017	19	1640	6200589	2017 Community HOPE Services, Inc. - Medical Services	05M	LMC	\$2,585.25
2017	20	1641	6126914	2017 Easter Seals of the RGV	05M	LMC	\$1,715.00
2017	20	1641	6135837	2017 Easter Seals of the RGV	05M	LMC	\$550.00
2017	20	1641	6153922	2017 Easter Seals of the RGV	05M	LMC	\$3,135.00
2017	20	1641	6171548	2017 Easter Seals of the RGV	05M	LMC	\$1,475.00
2017	20	1641	6176102	2017 Easter Seals of the RGV	05M	LMC	\$50.00
2017	20	1641	6199416	2017 Easter Seals of the RGV	05M	LMC	\$80.00
2017	20	1641	6200589	2017 Easter Seals of the RGV	05M	LMC	\$995.00
					05M	Matrix Code	\$47,235.00
2017	17	1638	6126914	2017 Children's Advocacy Center of Hidalgo County	05N	LMC	\$4,052.40
2017	17	1638	6140276	2017 Children's Advocacy Center of Hidalgo County	05N	LMC	\$2,047.20
2017	17	1638	6153922	2017 Children's Advocacy Center of Hidalgo County	05N	LMC	\$1,970.70
2017	17	1638	6162950	2017 Children's Advocacy Center of Hidalgo County	05N	LMC	\$1,854.75
2017	17	1638	6169772	2017 Children's Advocacy Center of Hidalgo County	05N	LMC	\$1,951.80
2017	17	1638	6176102	2017 Children's Advocacy Center of Hidalgo County	05N	LMC	\$1,804.40
2017	17	1638	6192717	2017 Children's Advocacy Center of Hidalgo County	05N	LMC	\$1,298.55
2017	18	1639	6126914	2017 Court Appointed Special Advocates (CASA) of Hidalgo	05N	LMC	\$524.51
2017	18	1639	6140276	2017 Court Appointed Special Advocates (CASA) of Hidalgo	05N	LMC	\$1,037.21
2017	18	1639	6162950	2017 Court Appointed Special Advocates (CASA) of Hidalgo	05N	LMC	\$466.43
2017	18	1639	6173412	2017 Court Appointed Special Advocates (CASA) of Hidalgo	05N	LMC	\$187.33
					05N	Matrix Code	\$17,195.28
2017	23	1644	6126914	2017 McAllen Food Pantry	05W	LMC	\$6,775.75
2017	23	1644	6135837	2017 McAllen Food Pantry	05W	LMC	\$8,455.13
2017	23	1644	6149342	2017 McAllen Food Pantry	05W	LMC	\$3,933.07
2017	23	1644	6153922	2017 McAllen Food Pantry	05W	LMC	\$3,526.21
2017	23	1644	6162950	2017 McAllen Food Pantry	05W	LMC	\$4,400.99
2017	23	1644	6169772	2017 McAllen Food Pantry	05W	LMC	\$3,069.34
2017	23	1644	6185837	2017 McAllen Food Pantry	05W	LMC	\$2,882.74
2017	23	1644	6200589	2017 McAllen Food Pantry	05W	LMC	\$1,956.77
					05W	Matrix Code	\$35,000.00

2016	24	1601	6111434	2016 Silver Ribbon Community Partners	05Z	LMC	\$1,780.15
2016	25	1602	6111434	2016 The Salvation Army	05Z	LMC	\$1,093.77
2017	31	1647	6162950	2017 The Salvation Army	05Z	LMC	\$87.00
2017	31	1647	6171548	2017 The Salvation Army	05Z	LMC	\$3,172.47
2017	31	1647	6173412	2017 The Salvation Army	05Z	LMC	\$2,695.53
2017	31	1647	6199416	2017 The Salvation Army	05Z	LMC	\$1,610.00
2017	31	1647	6200589	2017 The Salvation Army	05Z	LMC	\$790.00
					05Z	Matrix Code	\$11,228.92
2015	2	1530	6135837	2015 AHSTI - Helping Hands Grants	13	LMH	\$22,500.00
2015	2	1530	6165626	2015 AHSTI - Helping Hands Grants	13	LMH	\$34,554.00
					13	Matrix Code	\$57,054.00
Total							\$905,802.20

LINE 27 DETAIL: ACTIVITIES INCLUDED IN THE COMPUTATION OF LINE 27

Plan Year	IDIS Project	IDIS Activity	voucnr Number	Activity Name	matrix Code	National Objective	Drawn Amount
2016	10	1587	6111434	2016 Amigos Del Valle, Inc.	05A	LMC	\$1,212.75
2017	13	1634	6126914	2017 Amigos Del Valle, Inc.	05A	LMC	\$2,524.50
2017	13	1634	6135837	2017 Amigos Del Valle, Inc.	05A	LMC	\$2,346.30
2017	13	1634	6149342	2017 Amigos Del Valle, Inc.	05A	LMC	\$1,267.20
2017	13	1634	6168204	2017 Amigos Del Valle, Inc.	05A	LMC	\$1,282.05
2017	13	1634	6171548	2017 Amigos Del Valle, Inc.	05A	LMC	\$1,257.30
2017	13	1634	6192717	2017 Amigos Del Valle, Inc.	05A	LMC	\$975.15
2017	13	1634	6199416	2017 Amigos Del Valle, Inc.	05A	LMC	\$1,060.50
2017	22	1643	6140276	2017 LRGVDC - Area Agency on Aging	05A	LMC	\$514.16
2017	22	1643	6157729	2017 LRGVDC - Area Agency on Aging	05A	LMC	\$662.38
2017	22	1643	6162950	2017 LRGVDC - Area Agency on Aging	05A	LMC	\$1,555.49
2017	22	1643	6173412	2017 LRGVDC - Area Agency on Aging	05A	LMC	\$497.64
2017	22	1643	6176102	2017 LRGVDC - Area Agency on Aging	05A	LMC	\$977.55
2017	22	1643	6199416	2017 LRGVDC - Area Agency on Aging	05A	LMC	\$1,292.78
					05A	Matrix Code	\$17,425.75
2016	13	1590	6111434	2016 C.A.M.P. University	05B	LMC	\$2,368.22
2017	15	1636	6126914	2017 C.A.M.P. University	05B	LMC	\$5,432.73
2017	15	1636	6140276	2017 C.A.M.P. University	05B	LMC	\$2,067.27
					05B	Matrix Code	\$9,868.22
2016	19	1596	6111434	2016 FUMC - In HIS Steps Shoe Bank of McAllen	05D	LMC	\$5,284.52
2017	14	1635	6135837	2017 Boys and Girls Club of McAllen	05D	LMC	\$800.00
2017	14	1635	6140276	2017 Boys and Girls Club of McAllen	05D	LMC	\$1,750.00
2017	14	1635	6153922	2017 Boys and Girls Club of McAllen	05D	LMC	\$2,905.00
2017	14	1635	6162950	2017 Boys and Girls Club of McAllen	05D	LMC	\$2,840.00
2017	14	1635	6173412	2017 Boys and Girls Club of McAllen	05D	LMC	\$2,070.00
2017	21	1642	6140276	2017 FUMC - Shoe Bank of McAllen	05D	LMC	\$860.00
2017	21	1642	6200589	2017 FUMC - Shoe Bank of McAllen	05D	LMC	\$1,344.76
					05D	Matrix Code	\$17,854.28
2016	26	1603	6104150	2016 United Way of South Texas	05E	LMC	\$800.00
2017	33	1648	6126914	2017 United Way of South Texas	05E	LMC	\$1,242.00
2017	33	1648	6135837	2017 United Way of South Texas	05E	LMC	\$2,279.00
2017	33	1648	6149342	2017 United Way of South Texas	05E	LMC	\$801.00
2017	33	1648	6153922	2017 United Way of South Texas	05E	LMC	\$643.00
2017	33	1648	6162950	2017 United Way of South Texas	05E	LMC	\$35.00
					05E	Matrix Code	\$5,800.00
2017	28	1649	6193857	2017 Women Together Foundation, Inc.	05G	LMC	\$1,248.98
					05G	Matrix Code	\$1,248.98

2016	9	1586	6104150	2016 Access Esperanza	05M	LMC	\$5,875.00
2016	16	1594	6122764	2016 Community HOPE Projects - HOPE Medical Center	05M	LMC	\$3,000.00
2016	18	1595	6104150	2016 Easter Seals - Outpatient Rehabilitation Program	05M	LMC	\$360.00
2017	12	1633	6126914	2017 Access Esperanza	05M	LMC	\$4,990.00
2017	12	1633	6135837	2017 Access Esperanza	05M	LMC	\$4,615.00
2017	12	1633	6157729	2017 Access Esperanza	05M	LMC	\$395.00
2017	19	1640	6135837	2017 Community HOPE Services, Inc. - Medical Services	05M	LMC	\$5,442.56
2017	19	1640	6157729	2017 Community HOPE Services, Inc. - Medical Services	05M	LMC	\$1,479.00
2017	19	1640	6169772	2017 Community HOPE Services, Inc. - Medical Services	05M	LMC	\$2,647.75
2017	19	1640	6171548	2017 Community HOPE Services, Inc. - Medical Services	05M	LMC	\$2,339.75
2017	19	1640	6176102	2017 Community HOPE Services, Inc. - Medical Services	05M	LMC	\$2,862.44
2017	19	1640	6199416	2017 Community HOPE Services, Inc. - Medical Services	05M	LMC	\$2,643.25
2017	19	1640	6200589	2017 Community HOPE Services, Inc. - Medical Services	05M	LMC	\$2,585.25
2017	20	1641	6126914	2017 Easter Seals of the RGV	05M	LMC	\$1,715.00
2017	20	1641	6135837	2017 Easter Seals of the RGV	05M	LMC	\$550.00
2017	20	1641	6153922	2017 Easter Seals of the RGV	05M	LMC	\$3,135.00
2017	20	1641	6171548	2017 Easter Seals of the RGV	05M	LMC	\$1,475.00
2017	20	1641	6176102	2017 Easter Seals of the RGV	05M	LMC	\$50.00
2017	20	1641	6199416	2017 Easter Seals of the RGV	05M	LMC	\$80.00
2017	20	1641	6200589	2017 Easter Seals of the RGV	05M	LMC	\$995.00
					05M	Matrix Code	\$47,235.00
2017	17	1638	6126914	2017 Children's Advocacy Center of Hidalgo County	05N	LMC	\$4,052.40
2017	17	1638	6140276	2017 Children's Advocacy Center of Hidalgo County	05N	LMC	\$2,047.20
2017	17	1638	6153922	2017 Children's Advocacy Center of Hidalgo County	05N	LMC	\$1,970.70
2017	17	1638	6162950	2017 Children's Advocacy Center of Hidalgo County	05N	LMC	\$1,854.75
2017	17	1638	6169772	2017 Children's Advocacy Center of Hidalgo County	05N	LMC	\$1,951.80
2017	17	1638	6176102	2017 Children's Advocacy Center of Hidalgo County	05N	LMC	\$1,804.40
2017	17	1638	6192717	2017 Children's Advocacy Center of Hidalgo County	05N	LMC	\$1,298.55
2017	18	1639	6126914	2017 Court Appointed Special Advocates (CASA) of Hidalgo	05N	LMC	\$524.51
2017	18	1639	6140276	2017 Court Appointed Special Advocates (CASA) of Hidalgo	05N	LMC	\$1,037.21
2017	18	1639	6162950	2017 Court Appointed Special Advocates (CASA) of Hidalgo	05N	LMC	\$466.43
2017	18	1639	6173412	2017 Court Appointed Special Advocates (CASA) of Hidalgo	05N	LMC	\$187.33
					05N	Matrix Code	\$17,195.28
2017	16	1637	6153922	2017 Catholic Charities of the RGV	05Q	URG	\$4,420.00
2017	16	1637	6169772	2017 Catholic Charities of the RGV	05Q	URG	\$2,012.35
2017	16	1637	6173412	2017 Catholic Charities of the RGV	05Q	URG	\$1,067.65
					05Q	Matrix Code	\$7,500.00
2017	23	1644	6126914	2017 McAllen Food Pantry	05W	LMC	\$6,775.75
2017	23	1644	6135837	2017 McAllen Food Pantry	05W	LMC	\$8,455.13
2017	23	1644	6149342	2017 McAllen Food Pantry	05W	LMC	\$3,933.07
2017	23	1644	6153922	2017 McAllen Food Pantry	05W	LMC	\$3,526.21
2017	23	1644	6162950	2017 McAllen Food Pantry	05W	LMC	\$4,400.99
2017	23	1644	6169772	2017 McAllen Food Pantry	05W	LMC	\$3,069.34
2017	23	1644	6185837	2017 McAllen Food Pantry	05W	LMC	\$2,882.74
2017	23	1644	6200589	2017 McAllen Food Pantry	05W	LMC	\$1,956.77
					05W	Matrix Code	\$35,000.00
2016	24	1601	6111434	2016 Silver Ribbon Community Partners	05Z	LMC	\$1,780.15
2016	25	1602	6111434	2016 The Salvation Army	05Z	LMC	\$1,093.77
2017	31	1647	6162950	2017 The Salvation Army	05Z	LMC	\$87.00
2017	31	1647	6171548	2017 The Salvation Army	05Z	LMC	\$3,172.47
2017	31	1647	6173412	2017 The Salvation Army	05Z	LMC	\$2,695.53
2017	31	1647	6199416	2017 The Salvation Army	05Z	LMC	\$1,610.00
2017	31	1647	6200589	2017 The Salvation Army	05Z	LMC	\$790.00
					05Z	Matrix Code	\$11,228.92
Total							\$170,356.43

LINE 37 DETAIL: ACTIVITIES INCLUDED IN THE COMPUTATION OF LINE 37

Plan Year	IDIS Project	IDIS Activity	voucher Number	Activity Name	Matrix Code	National Objective	Drawn Amount
2016	30	1577	6104150	2016 CDBG General Program Administration	21A		\$3,486.19
2016	30	1577	6111434	2016 CDBG General Program Administration	21A		\$1,449.08
2016	30	1577	6120292	2016 CDBG General Program Administration	21A		\$5,997.85
2016	30	1577	6126914	2016 CDBG General Program Administration	21A		\$16,372.32
2017	29	1650	6126914	2017 General Administration	21A		\$2,043.10
2017	29	1650	6135837	2017 General Administration	21A		\$45.93
2017	29	1650	6140276	2017 General Administration	21A		\$130.00
2017	29	1650	6147453	2017 General Administration	21A		\$129.47
2017	29	1650	6149342	2017 General Administration	21A		\$1,497.00
2017	29	1650	6153922	2017 General Administration	21A		\$138.73
2017	29	1650	6157729	2017 General Administration	21A		\$284.41
2017	29	1650	6162950	2017 General Administration	21A		\$5,492.55
2017	29	1650	6165626	2017 General Administration	21A		\$221.00
2017	29	1650	6166291	2017 General Administration	21A		\$4,439.30
2017	29	1650	6166298	2017 General Administration	21A		\$9,089.38
2017	29	1650	6166609	2017 General Administration	21A		\$8,799.03
2017	29	1650	6166618	2017 General Administration	21A		\$1,731.51
2017	29	1650	6166626	2017 General Administration	21A		\$9,250.04
2017	29	1650	6168204	2017 General Administration	21A		\$1,002.55
2017	29	1650	6169772	2017 General Administration	21A		\$817.53
2017	29	1650	6171548	2017 General Administration	21A		\$1,725.00
2017	29	1650	6172493	2017 General Administration	21A		\$8,879.56
2017	29	1650	6172497	2017 General Administration	21A		\$9,490.10
2017	29	1650	6172500	2017 General Administration	21A		\$9,248.06
2017	29	1650	6172503	2017 General Administration	21A		\$9,242.77
2017	29	1650	6172520	2017 General Administration	21A		\$8,140.56
2017	29	1650	6173406	2017 General Administration	21A		\$9,110.07
2017	29	1650	6173412	2017 General Administration	21A		\$7,046.20
2017	29	1650	6174562	2017 General Administration	21A		\$8,458.43
2017	29	1650	6174565	2017 General Administration	21A		\$9,461.00
2017	29	1650	6174569	2017 General Administration	21A		\$7,747.87
2017	29	1650	6176102	2017 General Administration	21A		\$1,138.75
2017	29	1650	6177297	2017 General Administration	21A		\$9,132.95
2017	29	1650	6177300	2017 General Administration	21A		\$7,902.15
2017	29	1650	6177302	2017 General Administration	21A		\$8,721.83
2017	29	1650	6177303	2017 General Administration	21A		\$9,009.68
2017	29	1650	6177778	2017 General Administration	21A		\$43,126.66
2017	29	1650	6177782	2017 General Administration	21A		\$5,060.92
2017	29	1650	6177786	2017 General Administration	21A		\$4,975.00
2017	29	1650	6177865	2017 General Administration	21A		\$5,466.66
2017	29	1650	6184663	2017 General Administration	21A		\$1,038.45
2017	29	1650	6185837	2017 General Administration	21A		\$8.73
2017	29	1650	6186419	2017 General Administration	21A		\$262.81
2017	29	1650	6186428	2017 General Administration	21A		\$5,436.61
2017	29	1650	6186453	2017 General Administration	21A		\$5,833.81
2017	29	1650	6192717	2017 General Administration	21A		\$1,597.13
2017	29	1650	6192737	2017 General Administration	21A		\$5,967.93
2017	29	1650	6193857	2017 General Administration	21A		\$2,716.31
2017	29	1650	6199416	2017 General Administration	21A		\$3,034.54
2017	29	1650	6200589	2017 General Administration	21A		\$9.47
2017	29	1650	6200938	2017 General Administration	21A		\$7,272.18
2017	29	1650	6201377	2017 General Administration	21A		\$7,255.66
					21A	Matrix Code	\$295,934.82
Total							\$295,934.82

LOCCS RECONCILIATION

Unexpended Balance of CDBG Funds	<u>\$1,801,015.60</u>
(Line 16 of the IDIS Financial Summary)	
LOCCS Balance (as of the end of the program year)	<u>\$ 1,841,514.24</u>
Unexpended CDBG program income and/or Unexpended CDBG grant funds:	
a) Grantee Program Account	_____
b) Sub recipients Program Account	_____
c) Revolving Fund Cash Balances	_____
d) Section 108 Cash Balances	_____
TOTAL Cash On-Hand	<u>\$0</u>
Grant Program Liabilities	<u>\$40,498.64^A</u>
(include any reimbursements due from program funds, include Prior Year Flags)	
Sub recipient Program Liabilities	_____
(include any reimbursements due from program funds)	
TOTAL Liabilities	<u>\$40,498.64</u>
RECONCILING BALANCE	<u>\$1,801,015.60</u>
(LOCCS Balance Plus Cash on Hand Total Minus Liabilities)	
Total Unexpended Balance of CDBG Funds Minus Reconciling Balance = Unreconciled Difference*	<u>\$0.00</u>

Notes:

A: represents the total amount of prior year flags through the 90-day Comment period.

Source: PR07; parameters 10/1/18-10/31/18

**Provide an explanation for an unreconciled difference in the notes area.*

*** Use the IDIS PR09 to check for program income/revolving loan fund balances when cash on-hand is a positive figure.*

***Use the IDIS PR07 to check for draws marked "prior year" for the 1st 90 days after the program year ends.*

II. Grantee Performance Report

U.S. Department of Housing and Urban Development
 Office of Community Planning and Development
 Integrated Disbursement and Information System
 CDBG Activity Summary Report (GPR) for Program Year 2017
 MCALLEN

Date: 31-Oct-2018
 Time: 18:00
 Page: 1

PGM Year: 1994
Project: 0002 - CONVERTED CDBG ACTIVITIES
IDIS Activity: 2 - CDBG COMMITTED FUNDS ADJUSTMENT

Status: Open
Location: ,
Objective:
Outcome:
Matrix Code: Acquisition of Real Property (01) **National Objective:** LMA

Initial Funding Date: 01/01/0001

Description:

Financing

	Fund Type	Grant Year	Grant	Funded Amount	Drawn In Program Year	Drawn Thru Program Year
CDBG	EN	Pre-2015		\$13,775,800.00	\$0.00	\$0.00
		1989	B89MC480506		\$0.00	\$1,616,000.00
		1990	B90MC480506		\$0.00	\$1,552,000.00
		1991	B91MC480506		\$0.00	\$1,733,000.00
		1992	B92MC480506		\$0.00	\$1,819,000.00
		1993	B93MC480506		\$0.00	\$2,447,000.00
		1994	B94MC480506		\$0.00	\$2,661,000.00
		1995	B95MC480506		\$0.00	\$1,947,800.00
		2001	B01MC480506		\$0.00	\$0.00
		Total	Total			\$13,775,800.00

Proposed Accomplishments

Annual Accomplishments

Years	Accomplishment Narrative	# Benefitting
1999	NO ACTIVITY THIS PROGRAM YEAR	
2000	NO ACTIVITY THIS PROGRAM YEAR.	
2001	No activity this program year. Activity remains open per HUD's determination.	
2002	\$175,943.18 WAS PLACED INTO THIS ACCOUNT FROM FUNDS RECAPTURED VIA A 1980S REVOLVING LOAN FUND. THESE FUNDS WERE	
2003	NO ACTIVITY THIS PROGRAM YEAR.	
2004	NO ACTIVITY THIS PROGRAM YEAR. ACTIVITY REMAINS OPEN PER HUD'S DETERMINATION.	
2005	NO ACTIVITY THIS PROGRAM YEAR. ACTIVITY REMAINS OPEN PER HUD'S DETERMINATION.	
2006	NO ACTIVITY THIS PROGRAM YEAR. ACTIVITY REMAINS OPEN PER HUD'S DETERMINATION.	
2007	NO ACTIVITY THIS PROGRAM YEAR. ACTIVITY REMAINS OPEN PER HUD'S DETERMINATION.	
2008	NO ACTIVITY THIS PROGRAM YEAR. ACTIVITY REMAINS OPEN PER HUD'S DETERMINATION.	
2009	NO ACTIVITY THIS PROGRAM YEAR. ACTIVITY REMAINS OPEN PER HUD'S DETERMINATION.	
2010	NO ACTIVITY THIS PROGRAM YEAR. ACTIVITY REMAINS OPEN PER HUD'S DETERMINATION.	
2011	No activity this program year. Activity remains open as per HUD's determination.	

PGM Year: 2015
Project: 0001 - Engineering Dept. - N. 24th St. at La Vista Drainage
IDIS Activity: 1529 - 2015 Eng. Dept. - N. 24th St. at La Vista (Drainage Imp.)

Status: Open
Location: 2400 La Vista Ave McAllen, TX 78501-6353
Objective: Create suitable living environments
Outcome: Availability/accessibility
Matrix Code: Water/Sewer Improvements (03J) **National Objective:** LMA

Initial Funding Date: 02/15/2016

Description:

Funds will be used for drainage improvements in the area surrounding N. 24th Street and La Vista. Project outfall will occur at the McAuliffe Elementary retention drainage facility.

Financing

	Fund Type	Grant Year	Grant	Funded Amount	Drawn In Program Year	Drawn Thru Program Year
CDBG	EN	Pre-2015		\$62,193.29	\$0.00	\$0.00
		2014	B14MC480506		\$0.00	\$62,193.29
		2015	B15MC480506	\$371,406.71	\$64,551.75	\$368,951.94
Total	Total			\$433,600.00	\$64,551.75	\$431,145.23

Proposed Accomplishments

People (General) : 7,850
 Total Population in Service Area: 7,850
 Census Tract Percent Low / Mod: 60.19

Annual Accomplishments

<u>Years</u>	<u>Accomplishment Narrative</u>	<u># Benefitting</u>
2015	Project is underway. Funds were used for specification reproduction (\$69,50) and testing services by Raba-Kistner (\$664.75). Additional	
2016	Project is underway. Expenditures included payment to the construction contractor, Bearkat Construction (\$356,926), testing services (\$7,501.63)	
2017	Project is complete; retainage and payment for final quantities was made. Balance of \$66,400 was reprogrammed.	

PGM Year: 2015
Project: 0002 - AHSTI - Helping Hands Grants
IDIS Activity: 1530 - 2015 AHSTI - Helping Hands Grants

Status: Open Objective: Provide decent affordable housing
 Location: 1420 Erie Ave McAllen, TX 78501-5220 Outcome: Affordability
 Matrix Code: Direct Homeownership Assistance (13) National Objective: LMH

Initial Funding Date: 02/15/2016

Description:

Funds will be used for principle reduction assistance for qualified households in order to purchase homes.

Financing

	Fund Type	Grant Year	Grant	Funded Amount	Drawn In Program Year	Drawn Thru Program Year
CDBG	EN	2015	B15MC480506	\$194,588.00	\$57,054.00	\$101,283.00
Total	Total			\$194,588.00	\$57,054.00	\$101,283.00

Proposed Accomplishments

Households (General) : 20

Actual Accomplishments

Number assisted:

	Owner		Renter		Total		Person	
	Total	Hispanic	Total	Hispanic	Total	Hispanic	Total	Hispanic
White:	2	2	0	0	2	2	0	0
Black/African American:	0	0	0	0	0	0	0	0
Asian:	0	0	0	0	0	0	0	0
American Indian/Alaskan Native:	0	0	0	0	0	0	0	0
Native Hawaiian/Other Pacific Islander:	0	0	0	0	0	0	0	0
American Indian/Alaskan Native & White:	0	0	0	0	0	0	0	0
Asian White:	0	0	0	0	0	0	0	0
Black/African American & White:	0	0	0	0	0	0	0	0
American Indian/Alaskan Native & Black/African American:	0	0	0	0	0	0	0	0
Other multi-racial:	0	0	0	0	0	0	0	0
Asian/Pacific Islander:	0	0	0	0	0	0	0	0
Hispanic:	0	0	0	0	0	0	0	0
Total:	2	2	0	0	2	2	0	0

Female-headed Households: 2 0 2

Income Cateaarv:

	Owner	Renter	Total	Person
Extremely Low	0	0	0	0
Low Mod	0	0	0	0
Moderate	2	0	2	0
Non Low Moderate	0	0	0	0
Total	2	0	2	0
Percent Low/Mod	100.0%		100.0%	

Annual Accomplishments

Years	Accomplishment Narrative	# Benefitting
2015	Project has not commenced. Agency must liquidate funds from FY 2013 and 2014 (Activities 1423 and 1480) before utilizing these funds. It is	
2016	Project is underway. Funds were used for principle reduction assistance for qualified homebuyers. Two households were assisted this fiscal year. Additional expenditures and beneficiaries will be reported in the next fiscal year.	
2017	Project is underway. Funds were used for principle reduction assistance for qualified homebuyers. Additional expenditures and beneficiaries will be reported in the next fiscal year.	

PGM Year: 2015
Project: 0003 - AHSTI - Neighborhood Revitalization Program
IDIS Activity: 1531 - 2015 AHSTI - Neighborhood Revitalization Program

Status: Canceled 7/12/2018 4:32:36 PM
Location: 1420 Erie Ave McAllen, TX 78501-5220
Objective: Provide decent affordable housing
Outcome: Availability/accessibility
Matrix Code: Acquisition for Rehabilitation (14G) **National Objective:** LMH

Initial Funding Date: 02/15/2016

Description:

Funds will be used for the acquisition and rehabilitation of foreclosed or abandoned home for resale to qualified buyers.

Financing

No data returned for this view. This might be because the applied filter excludes all data.

Proposed Accomplishments

Housing Units : 3

Actual Accomplishments

Number assisted:

	Owner		Renter		Total		Person	
	Total	Hispanic	Total	Hispanic	Total	Hispanic	Total	Hispanic
White:	0	0	0	0	0	0	0	0
Black/African American:	0	0	0	0	0	0	0	0
Asian:	0	0	0	0	0	0	0	0
American Indian/Alaskan Native:	0	0	0	0	0	0	0	0
Native Hawaiian/Other Pacific Islander:	0	0	0	0	0	0	0	0
American Indian/Alaskan Native & White:	0	0	0	0	0	0	0	0
Asian White:	0	0	0	0	0	0	0	0
Black/African American & White:	0	0	0	0	0	0	0	0
American Indian/Alaskan Native & Black/African American:	0	0	0	0	0	0	0	0
Other multi-racial:	0	0	0	0	0	0	0	0
Asian/Pacific Islander:	0	0	0	0	0	0	0	0
Hispanic:	0	0	0	0	0	0	0	0
Total:	0	0	0	0	0	0	0	0

Female-headed Households:

Total	0	0	0
-------	---	---	---

Income Category:

	Owner	Renter	Total	Person
Extremely Low	0	0	0	0
Low Mod	0	0	0	0
Moderate	0	0	0	0
Non Low Moderate	0	0	0	0
Total	0	0	0	0
Percent Low/Mod				

Annual Accomplishments

Years	Accomplishment Narrative	# Benefitting
2015	Project has not commenced. Due to length of time undertaken by similar activities in FY 2013 and 2014, funds may be reprogrammed into another	
2016	Project has not commenced. Due to length of time undertaken by similar activities in FY 2013 and 2014, funds may be reprogrammed into another	
2017	Project was deleted via City Commission substantial amendment action on July 9, 2018. Funds were re-awarded to FY 2015 Affordable Homes of South Texas, Inc. - New Beginnings Program.	

PGM Year: 2015
Project: 0004 - AHSTI - New Beginnings
IDIS Activity: 1532 - 2015 AHSTI - New Beginnings Program

Status: Open **Objective:** Provide decent affordable housing
Location: 1420 Erie Ave McAllen, TX 78501-5220 **Outcome:** Sustainability
Matrix Code: Rehab; Single-Unit Residential (14A) **National Objective:** LMH

Initial Funding Date: 02/15/2016

Description:
 Funds will be used for residential rehabilitation or reconstruction of dilapidated housing.

Financing

	Fund Type	Grant Year	Grant	Funded Amount	Drawn In Program Year	Drawn Thru Program Year
CDBG	EN	Pre-2015		\$47,775.00	\$0.00	\$0.00
		2015	B15MC480506	\$272,088.00	\$0.00	\$92,848.02
Total	Total			\$319,863.00	\$0.00	\$92,848.02

Proposed Accomplishments

Housing Units : 6

Actual Accomplishments

Number assisted:

	Owner		Renter		Total		Person	
	Total	Hispanic	Total	Hispanic	Total	Hispanic	Total	Hispanic
White:	2	2	0	0	2	2	0	0
Black/African American:	0	0	0	0	0	0	0	0
Asian:	0	0	0	0	0	0	0	0
American Indian/Alaskan Native:	0	0	0	0	0	0	0	0
Native Hawaiian/Other Pacific Islander:	0	0	0	0	0	0	0	0
American Indian/Alaskan Native & White:	0	0	0	0	0	0	0	0
Asian White:	0	0	0	0	0	0	0	0
Black/African American & White:	0	0	0	0	0	0	0	0
American Indian/Alaskan Native & Black/African American:	0	0	0	0	0	0	0	0
Other multi-racial:	0	0	0	0	0	0	0	0
Asian/Pacific Islander:	0	0	0	0	0	0	0	0
Hispanic:	0	0	0	0	0	0	0	0
Total:	2	2	0	0	2	2	0	0

Female-headed Households:

2	0	2
---	---	---

Income Category:

	Owner	Renter	Total	Person
Extremely Low	0	0	0	0
Low Mod	2	0	2	0
Moderate	0	0	0	0
Non Low Moderate	0	0	0	0
Total	2	0	2	0
Percent Low/Mod	100.0%		100.0%	

Annual Accomplishments

Years	Accomplishment Narrative	# Benefitting
2015	Project has not commenced. Agency must liquidate funds from FY 2014 (Activity 1482) before utilizing these funds. It is anticipated the initial draw for	
2016	Project is underway. Funds were used for the reconstruction of two single-family owner-occupied dwellings. Additional expenditures and beneficiaries will be reported in the next fiscal year.	
2016	Project is underway. Prior year funds were used for the reconstruction of two single-family owner-occupied dwellings. Additional expenditures and beneficiaries will be reported in the next fiscal year.	

PGM Year: 2016
Project: 0030 - CDBG General Program Administration
IDIS Activity: 1577 - 2016 CDBG General Program Administration

Status: Completed 4/4/2018 11:42:58 AM
Objective:
Location: ,
Outcome:
Matrix Code: General Program Administration (21A) **National Objective:**

Initial Funding Date: 02/01/2017

Description:

Funds will be used for general program oversight including staff salaries, travel, training, publications, and supplies and equipment.
 Additional expenditures will be made in FY 2017-2018.
 Project is complete; recaptured 340.00

Financing

	Fund Type	Grant Year	Grant	Funded Amount	Drawn In Program Year	Drawn Thru Program Year
CDBG	EN	2016	B16MC480506	\$280,672.80	\$27,305.44	\$280,672.80
Total	Total			\$280,672.80	\$27,305.44	\$280,672.80

Proposed Accomplishments

Actual Accomplishments

Number assisted:

	Owner		Renter		Total		Person	
	Total	Hispanic	Total	Hispanic	Total	Hispanic	Total	Hispanic
White:					0	0		
Black/African American:					0	0		
Asian:					0	0		
American Indian/Alaskan Native:					0	0		
Native Hawaiian/Other Pacific Islander:					0	0		
American Indian/Alaskan Native & White:					0	0		
Asian White:					0	0		
Black/African American & White:					0	0		
American Indian/Alaskan Native & Black/African American:					0	0		
Other multi-racial:					0	0		
Asian/Pacific Islander:					0	0		
Hispanic:					0	0		
Total:	0	0	0	0	0	0	0	0

Female-headed Households: 0

Income Cateaarv:

	Owner	Renter	Total	Person
Extremely Low			0	
Low Mod			0	
Moderate			0	
Non Low Moderate			0	
Total	0	0	0	0
Percent Low/Mod				

Annual Accomplishments

No data returned for this view. This might be because the applied filter excludes all data.

PGM Year: 2016
Project: 0001 - Engineering Dept. - Drainage Improvements
IDIS Activity: 1579 - 2016 Eng. Dept. N. 6th St. at Date Palm Drainage Improvements

Status: Open Objective: Create suitable living environments
 Location: Address Suppressed Outcome: Sustainability
 Matrix Code: Water/Sewer Improvements (03J) National Objective: LMA

Initial Funding Date: 02/13/2017

Description:
 Funds will be used for the installation of drainage lines and related appurtenances in the area of N. 6th St. and Date Palm.

Financing

	Fund Type	Grant Year	Grant	Funded Amount	Drawn In Program Year	Drawn Thru Program Year
CDBG	EN	Pre-2015		\$32,258.78	\$0.00	\$0.00
		2014	B14MC480506		\$29,120.09	\$32,258.78
		2015	B15MC480506	\$3,000.00	\$3,000.00	\$3,000.00
		2016	B16MC480506	\$138,095.22	\$13,517.99	\$13,517.99
Total	Total			\$173,354.00	\$45,638.08	\$48,776.77

Proposed Accomplishments

People (General) : 1
 Total Population in Service Area: 2,320
 Census Tract Percent Low / Mod: 77.37

Annual Accomplishments

Years	Accomplishment Narrative	# Benefitting
2016	Project is underway. Funds were used for surveying services on the project. The project will be procured and begin construction in the next fiscal year. Additional expenditures and beneficiary data will also occur in the next fiscal year. The project is located in Census Tract 210 Block Group 1 and 2 with 77.37% of persons being of low and moderate income.	
2017	Project is complete. Funds were used for construction costs. The project is located in Census Tract 210 Block Group 1 and 2 with 77.37% of persons being of low and moderate income.	

PGM Year: 2016
Project: 0004 - Parks and Recreation Dept. - Palm View Community Center Roof Replacement
IDIS Activity: 1581 - 2016 PARD - Palm View Community Center

Status: Open
Location: 3401 Jordan Ave McAllen, TX 78503-7803
Objective: Create suitable living environments
Outcome: Sustainability
Matrix Code: Neighborhood Facilities (03E) **National Objective:** LMA

Initial Funding Date: 02/13/2017

Description:
 Funds will be used for the roof repairs at the Palm View Community Center.

Financing

	Fund Type	Grant Year	Grant	Funded Amount	Drawn In Program Year	Drawn Thru Program Year
CDBG	EN	Pre-2015		\$75,900.00	\$0.00	\$0.00
		2014	B14MC480506		\$75,856.14	\$75,900.00
		2016	B16MC480506	\$315,000.00	\$256,944.52	\$256,944.52
Total	Total			\$390,900.00	\$332,800.66	\$332,844.52

Proposed Accomplishments

Public Facilities : 1
 Total Population in Service Area: 5,600
 Census Tract Percent Low / Mod: 55.63

Annual Accomplishments

<u>Years</u>	<u>Accomplishment Narrative</u>	<u># Benefitting</u>
2016	Project is underway. Funds were used for the reproduction of plans and specifications. Although the project was awarded, the lowest bidder was unable to fulfill City's requirements. The project will be rebid in the next fiscal year. The project is located in Census Tract 205.04 Block Group 2, 3 and 4 with 55.63% of persons being of low and moderate income. Additional expenditures and beneficiary data will be provided in the next fiscal year.	
2016	Project is complete. Funds were used for construction costs. The project is located in Census Tract 205.04 Block Group 2, 3 and 4 with 55.63% of persons being of low and moderate income.	

PGM Year: 2016
Project: 0005 - AHSTI - Helping Hand Grants
IDIS Activity: 1582 - 2016 AHSTI - Helping Hand Grants

Status: Open **Objective:** Provide decent affordable housing
Location: 1420 Erie Ave McAllen, TX 78501-5220 **Outcome:** Affordability
Matrix Code: Direct Homeownership Assistance (13) **National Objective:** LMH

Initial Funding Date: 02/11/2017

Description:

Funds will be used for principle reduction assistance for qualified homebuyers.

Financing

	Fund Type	Grant Year	Grant	Funded Amount	Drawn In Program Year	Drawn Thru Program Year
CDBG	EN	2016	B16MC480506	\$120,000.00	\$0.00	\$0.00
Total	Total			\$120,000.00	\$0.00	\$0.00

Proposed Accomplishments

Households (General) : 25

Actual Accomplishments

Number assisted:

	Owner		Renter		Total		Person	
	Total	Hispanic	Total	Hispanic	Total	Hispanic	Total	Hispanic
White:	0	0	0	0	0	0	0	0
Black/African American:	0	0	0	0	0	0	0	0
Asian:	0	0	0	0	0	0	0	0
American Indian/Alaskan Native:	0	0	0	0	0	0	0	0
Native Hawaiian/Other Pacific Islander:	0	0	0	0	0	0	0	0
American Indian/Alaskan Native & White:	0	0	0	0	0	0	0	0
Asian White:	0	0	0	0	0	0	0	0
Black/African American & White:	0	0	0	0	0	0	0	0
American Indian/Alaskan Native & Black/African American:	0	0	0	0	0	0	0	0
Other multi-racial:	0	0	0	0	0	0	0	0
Asian/Pacific Islander:	0	0	0	0	0	0	0	0
Hispanic:	0	0	0	0	0	0	0	0
Total:	0	0	0	0	0	0	0	0

Female-headed Households: 0 0 0

Income Cateaarv:

	Owner	Renter	Total	Person
Extremely Low	0	0	0	0
Low Mod	0	0	0	0
Moderate	0	0	0	0
Non Low Moderate	0	0	0	0
Total	0	0	0	0
Percent Low/Mod				

Annual Accomplishments

Years	Accomplishment Narrative	# Benefitting
2016	Project has not commenced. Funds will be used for principle reduction to allow individuals and families the opportunity to purchase a home. Agency	
2017	Project has not commenced. Funds will be used for principle reduction to allow individuals and families the opportunity to purchase a home. Agency must liquidate prior year's funding before utilizing this allocation. It is estimated that these funds will be expended in early fall 2019. Expenditures and beneficiary data will be provided in the next fiscal year.	

PGM Year: 2016
Project: 0006 - AHSTI - New Beginnings Program
IDIS Activity: 1583 - 2016 AHSTI - New Beginnings Program

Status: Open **Objective:** Provide decent affordable housing
Location: 1420 Erie Ave McAllen, TX 78501-5220 **Outcome:** Sustainability
Matrix Code: Rehab; Single-Unit Residential (14A) **National Objective:** LMH

Initial Funding Date: 02/11/2017

Description:

Funds will be used for the rehabilitation or reconstruction of owner-occupied homes.

Financing

	Fund Type	Grant Year	Grant	Funded Amount	Drawn In Program Year	Drawn Thru Program Year
CDBG	EN	Pre-2015		\$46,000.00	\$0.00	\$0.00
		2016	B16MC480506	\$75,000.00	\$0.00	\$0.00
Total	Total			\$121,000.00	\$0.00	\$0.00

Proposed Accomplishments

Housing Units : 2

Actual Accomplishments

Number assisted:

	Owner		Renter		Total		Person	
	Total	Hispanic	Total	Hispanic	Total	Hispanic	Total	Hispanic
White:	0	0	0	0	0	0	0	0
Black/African American:	0	0	0	0	0	0	0	0
Asian:	0	0	0	0	0	0	0	0
American Indian/Alaskan Native:	0	0	0	0	0	0	0	0
Native Hawaiian/Other Pacific Islander:	0	0	0	0	0	0	0	0
American Indian/Alaskan Native & White:	0	0	0	0	0	0	0	0
Asian White:	0	0	0	0	0	0	0	0
Black/African American & White:	0	0	0	0	0	0	0	0
American Indian/Alaskan Native & Black/African American:	0	0	0	0	0	0	0	0
Other multi-racial:	0	0	0	0	0	0	0	0
Asian/Pacific Islander:	0	0	0	0	0	0	0	0
Hispanic:	0	0	0	0	0	0	0	0
Total:	0	0	0	0	0	0	0	0

Female-headed Households:

0 0 0

Income Category:

	Owner	Renter	Total	Person
Extremely Low	0	0	0	0
Low Mod	0	0	0	0
Moderate	0	0	0	0
Non Low Moderate	0	0	0	0
Total	0	0	0	0
Percent Low/Mod				

Annual Accomplishments

Years	Accomplishment Narrative	# Benefitting
2016	Project has not commenced. Funds will be used for rehabilitation or reconstruction of single-family owner-occupied homes. Agency must liquidate	
2017	Project has not commenced. Funds will be used for rehabilitation or reconstruction of single-family owner-occupied homes. Agency must liquidate prior year's funding before commencing on this allocation. It is estimated that expenditures will begin in July 2019. Expenditures and beneficiary data will be provided in the next fiscal year.	

PGM Year: 2016
Project: 0007 - Boys and Girls Club of McAllen - Brand Center Renovations
IDIS Activity: 1584 - 2016 Boys and Girls Club - Brand Center Renovations

Status: Completed 5/16/2018 12:00:00 AM **Objective:** Create suitable living environments
Location: 2620 Galveston Ave McAllen, TX 78501-7774 **Outcome:** Availability/accessibility
Matrix Code: Youth Centers (03D) **National Objective:** LMC

Initial Funding Date: 02/11/2017

Description:
 Funds will be used to provide security upgrades to the Brand Center.

Financing

	Fund Type	Grant Year	Grant	Funded Amount	Drawn In Program Year	Drawn Thru Program Year
CDBG	EN	2016	B16MC480506	\$18,300.00	\$18,300.00	\$18,300.00
Total	Total			\$18,300.00	\$18,300.00	\$18,300.00

Proposed Accomplishments

Public Facilities : 1

Actual Accomplishments

Number assisted:

	Owner		Renter		Total		Person	
	Total	Hispanic	Total	Hispanic	Total	Hispanic	Total	Hispanic
White:	0	0	0	0	0	0	952	933
Black/African American:	0	0	0	0	0	0	9	0
Asian:	0	0	0	0	0	0	4	0
American Indian/Alaskan Native:	0	0	0	0	0	0	2	0
Native Hawaiian/Other Pacific Islander:	0	0	0	0	0	0	1	0
American Indian/Alaskan Native & White:	0	0	0	0	0	0	0	0
Asian White:	0	0	0	0	0	0	0	0
Black/African American & White:	0	0	0	0	0	0	0	0
American Indian/Alaskan Native & Black/African American:	0	0	0	0	0	0	0	0
Other multi-racial:	0	0	0	0	0	0	6	0
Asian/Pacific Islander:	0	0	0	0	0	0	0	0
Hispanic:	0	0	0	0	0	0	0	0
Total:	0	0	0	0	0	0	974	933

Female-headed Households: 0 0 0

Income Cateaarv:

	Owner	Renter	Total	Person
Extremely Low	0	0	0	547
Low Mod	0	0	0	161
Moderate	0	0	0	84
Non Low Moderate	0	0	0	182
Total	0	0	0	974
Percent Low/Mod				81.3%

Annual Accomplishments

Years	Accomplishment Narrative	# Benefitting
2016	Project is underway. Funds will be used for security features at the Boys and Girls Club - Brand Center. Project was bid and construction began this	
2017	Project is complete. Funds were used for security features at the Boys and Girls Club - Brand Center. Balance of \$6,700 was recaptured into FY 2019-2020.	

PGM Year: 2016
Project: 0008 - Easter Seals of the RGV - Center Accessibility
IDIS Activity: 1585 - 2016 Easter Seals - Center Accessibility

Status: Completed 7/20/2018 9:16:30 AM **Objective:** Create suitable living environments
Location: 1217 W Houston Ave McAllen, TX 78501-5012 **Outcome:** Availability/accessibility
Matrix Code: Child Care Centers (03M) **National Objective:** LMC

Initial Funding Date: 02/11/2017

Description:

Funds will be used for the construction of an handicapped accessible ramp (walkway) for the Center.

Financing

	Fund Type	Grant Year	Grant	Funded Amount	Drawn In Program Year	Drawn Thru Program Year
CDBG	EN	2016	B16MC480506	\$18,000.00	\$18,000.00	\$18,000.00
Total	Total			\$18,000.00	\$18,000.00	\$18,000.00

Proposed Accomplishments

Public Facilities : 1

Actual Accomplishments

Number assisted:

	Owner		Renter		Total		Person	
	Total	Hispanic	Total	Hispanic	Total	Hispanic	Total	Hispanic
White:	0	0	0	0	0	0	26	26
Black/African American:	0	0	0	0	0	0	0	0
Asian:	0	0	0	0	0	0	0	0
American Indian/Alaskan Native:	0	0	0	0	0	0	0	0
Native Hawaiian/Other Pacific Islander:	0	0	0	0	0	0	0	0
American Indian/Alaskan Native & White:	0	0	0	0	0	0	0	0
Asian White:	0	0	0	0	0	0	0	0
Black/African American & White:	0	0	0	0	0	0	0	0
American Indian/Alaskan Native & Black/African American:	0	0	0	0	0	0	0	0
Other multi-racial:	0	0	0	0	0	0	0	0
Asian/Pacific Islander:	0	0	0	0	0	0	0	0
Hispanic:	0	0	0	0	0	0	0	0
Total:	0	0	0	0	0	0	26	26

Female-headed Households:

0	0	0
---	---	---

Income Catearv:

	Owner	Renter	Total	Person
Extremely Low	0	0	0	0
Low Mod	0	0	0	0
Moderate	0	0	0	18
Non Low Moderate	0	0	0	8
Total	0	0	0	26
Percent Low/Mod				69.2%

Annual Accomplishments

Years	Accomplishment Narrative	# Benefitting
2016	Project has not commenced. Funds will be used to provide a handicapped accessible walkway to Easter Seals exterior buildings. Project will be	
2017	Project is complete. Funds were used for the construction of permanent ADA-accessible ramps for the Children's Daycare Area of the Easter Seals complex. Balance of \$585 was recaptured.	

PGM Year: 2016
Project: 0009 - Access Esperanza Clinics, Inc.
IDIS Activity: 1586 - 2016 Access Esperanza

Status: Completed 12/28/2017 3:42:43 PM **Objective:** Create suitable living environments
Location: 916 E Hackberry Ave McAllen, TX 78501-5737 **Outcome:** Availability/accessibility
Matrix Code: Health Services (05M) **National Objective:** LMC

Initial Funding Date: 02/11/2017

Description:

Funds will be used for women's health services.

Financing

	Fund Type	Grant Year	Grant	Funded Amount	Drawn In Program Year	Drawn Thru Program Year
CDBG	EN	2016	B16MC480506	\$15,000.00	\$5,875.00	\$15,000.00
Total	Total			\$15,000.00	\$5,875.00	\$15,000.00

Proposed Accomplishments

People (General) : 80

Actual Accomplishments

Number assisted:

	Owner		Renter		Total		Person	
	Total	Hispanic	Total	Hispanic	Total	Hispanic	Total	Hispanic
White:	0	0	0	0	0	0	100	100
Black/African American:	0	0	0	0	0	0	0	0
Asian:	0	0	0	0	0	0	0	0
American Indian/Alaskan Native:	0	0	0	0	0	0	0	0
Native Hawaiian/Other Pacific Islander:	0	0	0	0	0	0	0	0
American Indian/Alaskan Native & White:	0	0	0	0	0	0	0	0
Asian White:	0	0	0	0	0	0	0	0
Black/African American & White:	0	0	0	0	0	0	0	0
American Indian/Alaskan Native & Black/African American:	0	0	0	0	0	0	0	0
Other multi-racial:	0	0	0	0	0	0	0	0
Asian/Pacific Islander:	0	0	0	0	0	0	0	0
Hispanic:	0	0	0	0	0	0	0	0
Total:	0	0	0	0	0	0	100	100

Female-headed Households: 0 0 0

Income Catearv:

	Owner	Renter	Total	Person
Extremely Low	0	0	0	81
Low Mod	0	0	0	18
Moderate	0	0	0	1
Non Low Moderate	0	0	0	0
Total	0	0	0	100
Percent Low/Mod				100.0%

Annual Accomplishments

Years	Accomplishment Narrative	# Benefitting
2016	Project is underway. Funds were used for testing, lab work, physical exams/assessments, diabetes and lipid testing and STI testing. Project outcome	
2017	Project is complete. Funds were used to provide health services to women. This year's expenditures pertained to last fiscal year's activities. All beneficiary data was reported in the last fiscal year where most of the expenditures occurred.	

PGM Year: 2016
Project: 0010 - Amigos Del Valle, Inc.
IDIS Activity: 1587 - 2016 Amigos Del Valle, Inc.

Status: Completed 1/9/2018 12:00:00 AM **Objective:** Create suitable living environments
Location: 4138 Crosspoint Blvd Edinburg, TX 78539-1803 **Outcome:** Availability/accessibility
Matrix Code: Senior Services (05A) **National Objective:** LMC

Initial Funding Date: 02/11/2017

Description:

Funds will be used for the preparation and distribution of hot home-delivered meals.

Financing

	Fund Type	Grant Year	Grant	Funded Amount	Drawn In Program Year	Drawn Thru Program Year
CDBG	EN	2016	B16MC480506	\$12,000.00	\$1,212.75	\$12,000.00
Total	Total			\$12,000.00	\$1,212.75	\$12,000.00

Proposed Accomplishments

People (General) : 11

Actual Accomplishments

Number assisted:

	Owner		Renter		Total		Person	
	Total	Hispanic	Total	Hispanic	Total	Hispanic	Total	Hispanic
White:	0	0	0	0	0	0	13	12
Black/African American:	0	0	0	0	0	0	0	0
Asian:	0	0	0	0	0	0	0	0
American Indian/Alaskan Native:	0	0	0	0	0	0	0	0
Native Hawaiian/Other Pacific Islander:	0	0	0	0	0	0	0	0
American Indian/Alaskan Native & White:	0	0	0	0	0	0	0	0
Asian White:	0	0	0	0	0	0	0	0
Black/African American & White:	0	0	0	0	0	0	0	0
American Indian/Alaskan Native & Black/African American:	0	0	0	0	0	0	0	0
Other multi-racial:	0	0	0	0	0	0	0	0
Asian/Pacific Islander:	0	0	0	0	0	0	0	0
Hispanic:	0	0	0	0	0	0	0	0
Total:	0	0	0	0	0	0	13	12

Female-headed Households:

0	0	0
---	---	---

Income Catearv:

	Owner	Renter	Total	Person
Extremely Low	0	0	0	7
Low Mod	0	0	0	6
Moderate	0	0	0	0
Non Low Moderate	0	0	0	0
Total	0	0	0	13
Percent Low/Mod				100.0%

Annual Accomplishments

Years	Accomplishment Narrative	# Benefitting
2016	Project is underway. Funds were used to provide hot delivered noon meals to homebound elderly individuals and their spouses. Project outcome #1	
2017	Project is complete. Funds were used to provide hot delivered noon meals to homebound elderly individuals and their spouses. Balance of \$1,212.75 was paid in the current fiscal year; however, all beneficiaries were reported in the previous fiscal year where most of the expenditures occurred. All funds were expended.	

PGM Year: 2016
Project: 0011 - Boys and Girls Club of McAllen - Autism Camp
IDIS Activity: 1588 - 2016 Boys and Girls Club - Autism Camp

Status: Canceled 7/11/2018 10:31:09 AM **Objective:** Create suitable living environments
Location: 2620 Galveston Ave McAllen, TX 78501-7774 **Outcome:** Availability/accessibility
Matrix Code: Services for Persons with Disabilities **National Objective:** LMC

Initial Funding Date: 02/11/2017

Description:

Funds will be used for staffing and another relevant costs in order to run a one-week camp for children with Autism.

Financing

No data returned for this view. This might be because the applied filter excludes all data.

Proposed Accomplishments

People (General) : 10

Actual Accomplishments

Number assisted:	Owner		Renter		Total		Person	
	Total	Hispanic	Total	Hispanic	Total	Hispanic	Total	Hispanic
White:	0	0	0	0	0	0	24	23
Black/African American:	0	0	0	0	0	0	0	0
Asian:	0	0	0	0	0	0	0	0
American Indian/Alaskan Native:	0	0	0	0	0	0	0	0
Native Hawaiian/Other Pacific Islander:	0	0	0	0	0	0	0	0
American Indian/Alaskan Native & White:	0	0	0	0	0	0	0	0
Asian White:	0	0	0	0	0	0	0	0
Black/African American & White:	0	0	0	0	0	0	0	0
American Indian/Alaskan Native & Black/African American:	0	0	0	0	0	0	0	0
Other multi-racial:	0	0	0	0	0	0	0	0
Asian/Pacific Islander:	0	0	0	0	0	0	0	0
Hispanic:	0	0	0	0	0	0	0	0
Total:	0	0	0	0	0	0	24	23

Female-headed Households: 0 0 0

Income Categories:

	Owner	Renter	Total	Person
Extremely Low	0	0	0	0
Low Mod	0	0	0	0
Moderate	0	0	0	24
Non Low Moderate	0	0	0	0
Total	0	0	0	24
Percent Low/Mod				100.0%

Annual Accomplishments

Years	Accomplishment Narrative	# Benefitting
2016	Project is underway. Funds were used for the purchase of food, computers and supplies for specialized activities. All expenditures will be paid in the	
2017	Project was cancelled by City Commission action on 7/9/18. Agency was unable to provide income determination for clients. Funds will be reprogrammed.	

PGM Year: 2016
Project: 0013 - C.A.M.P. University
IDIS Activity: 1590 - 2016 C.A.M.P. University

Status: Completed 1/9/2018 4:51:46 PM **Objective:** Create suitable living environments
Location: 508 W Harvey St McAllen, TX 78501-2080 **Outcome:** Availability/accessibility
Matrix Code: Services for Persons with Disabilities **National Objective:** LMC

Initial Funding Date: 02/11/2017

Description:

Funds will be used to reimburse the salaries of personnel who provide services for handicapped adults.

Financing

	Fund Type	Grant Year	Grant	Funded Amount	Drawn In Program Year	Drawn Thru Program Year
CDBG	EN	2016	B16MC480506	\$5,308.22	\$2,368.22	\$5,308.22
Total	Total			\$5,308.22	\$2,368.22	\$5,308.22

Proposed Accomplishments

People (General) : 14

Actual Accomplishments

Number assisted:

	Owner		Renter		Total		Person	
	Total	Hispanic	Total	Hispanic	Total	Hispanic	Total	Hispanic
White:	0	0	0	0	0	0	18	12
Black/African American:	0	0	0	0	0	0	0	0
Asian:	0	0	0	0	0	0	0	0
American Indian/Alaskan Native:	0	0	0	0	0	0	0	0
Native Hawaiian/Other Pacific Islander:	0	0	0	0	0	0	0	0
American Indian/Alaskan Native & White:	0	0	0	0	0	0	0	0
Asian White:	0	0	0	0	0	0	0	0
Black/African American & White:	0	0	0	0	0	0	0	0
American Indian/Alaskan Native & Black/African American:	0	0	0	0	0	0	0	0
Other multi-racial:	0	0	0	0	0	0	0	0
Asian/Pacific Islander:	0	0	0	0	0	0	0	0
Hispanic:	0	0	0	0	0	0	0	0
Total:	0	0	0	0	0	0	18	12

Female-headed Households: 0 0 0

Income Cateaarv:

	Owner	Renter	Total	Person
Extremely Low	0	0	0	18
Low Mod	0	0	0	0
Moderate	0	0	0	0
Non Low Moderate	0	0	0	0
Total	0	0	0	18
Percent Low/Mod				100.0%

Annual Accomplishments

Years	Accomplishment Narrative	# Benefitting
2016	Project is underway. Funds were used to provide life skills and social activities to handicapped adults who have aged out of school. Project outcome	
2017	Project is complete. Funds were used to provide life skills and social activities to handicapped adults who have aged out of school. Non-substantial amendment of \$2,368.22 was provided for project completion. All funds were expended. Beneficiary data was provided in FY 2016 where expenditures and activities occurred.	

PGM Year: 2016
Project: 0016 - Community HOPE Projects, Inc.
IDIS Activity: 1594 - 2016 Community HOPE Projects - HOPE Medical Center

Status: Completed 2/13/2018 5:02:18 PM Objective: Create suitable living environments
 Location: 2332 Jordan Ave McAllen, TX 78503-7822 Outcome: Availability/accessibility
 Matrix Code: Health Services (05M) National Objective: LMC

Initial Funding Date: 02/11/2017

Description:

Funds will be used for medical services for uninsured patients.

Financing

	Fund Type	Grant Year	Grant	Funded Amount	Drawn In Program Year	Drawn Thru Program Year
CDBG	EN	2016	B16MC480506	\$19,000.00	\$3,000.00	\$19,000.00
Total	Total			\$19,000.00	\$3,000.00	\$19,000.00

Proposed Accomplishments

People (General) : 305

Actual Accomplishments

Number assisted:

	Owner		Renter		Total		Person	
	Total	Hispanic	Total	Hispanic	Total	Hispanic	Total	Hispanic
White:	0	0	0	0	0	0	153	153
Black/African American:	0	0	0	0	0	0	0	0
Asian:	0	0	0	0	0	0	0	0
American Indian/Alaskan Native:	0	0	0	0	0	0	0	0
Native Hawaiian/Other Pacific Islander:	0	0	0	0	0	0	0	0
American Indian/Alaskan Native & White:	0	0	0	0	0	0	0	0
Asian White:	0	0	0	0	0	0	0	0
Black/African American & White:	0	0	0	0	0	0	0	0
American Indian/Alaskan Native & Black/African American:	0	0	0	0	0	0	0	0
Other multi-racial:	0	0	0	0	0	0	0	0
Asian/Pacific Islander:	0	0	0	0	0	0	0	0
Hispanic:	0	0	0	0	0	0	0	0
Total:	0	0	0	0	0	0	153	153

Female-headed Households:

0	0	0
---	---	---

Income Cateaarv:

	Owner	Renter	Total	Person
Extremely Low	0	0	0	125
Low Mod	0	0	0	27
Moderate	0	0	0	1
Non Low Moderate	0	0	0	0
Total	0	0	0	153
Percent Low/Mod				100.0%

Annual Accomplishments

Years	Accomplishment Narrative	# Benefitting
2016	Project is underway. Funds were used to provide medical services including lab fees, referrals to specialists, and medication. Project outcome #1 of	
2017	Project is complete. Funds were used to provide medical services including lab fees, referrals to specialists, and medication. Beneficiary data was reported in the last fiscal year where most of the expenditures occurred. All funds were expended including a non-substantial amendment of \$3,000.	

PGM Year: 2016
Project: 0018 - Easter Seals of the RGV - Outpatient Program
IDIS Activity: 1595 - 2016 Easter Seals - Outpatient Rehabilitation Program

Status: Completed 1/8/2018 5:48:22 PM **Objective:** Create suitable living environments
Location: 1217 W Houston Ave McAllen, TX 78501-5012 **Outcome:** Availability/accessibility
Matrix Code: Health Services (05M) **National Objective:** LMC

Initial Funding Date: 02/11/2017

Description:

Funds will be used for units of physical therapy, occupational therapy and (or) speech language pathology.

Financing

	Fund Type	Grant Year	Grant	Funded Amount	Drawn In Program Year	Drawn Thru Program Year
CDBG	EN	2016	B16MC480506	\$9,500.00	\$360.00	\$9,500.00
Total	Total			\$9,500.00	\$360.00	\$9,500.00

Proposed Accomplishments

People (General) : 8

Actual Accomplishments

Number assisted:

	Owner		Renter		Total		Person	
	Total	Hispanic	Total	Hispanic	Total	Hispanic	Total	Hispanic
White:	0	0	0	0	0	0	4	4
Black/African American:	0	0	0	0	0	0	0	0
Asian:	0	0	0	0	0	0	0	0
American Indian/Alaskan Native:	0	0	0	0	0	0	0	0
Native Hawaiian/Other Pacific Islander:	0	0	0	0	0	0	0	0
American Indian/Alaskan Native & White:	0	0	0	0	0	0	0	0
Asian White:	0	0	0	0	0	0	0	0
Black/African American & White:	0	0	0	0	0	0	0	0
American Indian/Alaskan Native & Black/African American:	0	0	0	0	0	0	0	0
Other multi-racial:	0	0	0	0	0	0	0	0
Asian/Pacific Islander:	0	0	0	0	0	0	0	0
Hispanic:	0	0	0	0	0	0	0	0
Total:	0	0	0	0	0	0	4	4

Female-headed Households:

0	0	0
---	---	---

Income Catearv:

	Owner	Renter	Total	Person
Extremely Low	0	0	0	3
Low Mod	0	0	0	1
Moderate	0	0	0	0
Non Low Moderate	0	0	0	0
Total	0	0	0	4
Percent Low/Mod				100.0%

Annual Accomplishments

Years	Accomplishment Narrative	# Benefitting
2016	Project is underway. Funds were used for units of physical therapy, occupational therapy or speech/language pathology. Project outcome #1 of	
2017	Project is complete. Funds were used for units of physical therapy, occupational therapy or speech/language pathology. Non-substantial amendment of \$1,500 was awarded for project completion. All funds were expended. Beneficiary data was provided in the last fiscal year where most of the expenditures occurred.	

PGM Year: 2016
Project: 0019 - First United Methodist Church - In HIS Steps Shoe Bank of McAllen
IDIS Activity: 1596 - 2016 FUMC - In HIS Steps Shoe Bank of McAllen

Status: Completed 2/13/2018 5:30:20 PM Objective: Create suitable living environments
 Location: 4200 N McColl Rd McAllen, TX 78504-2523 Outcome: Availability/accessibility
 Matrix Code: Youth Services (05D) National Objective: LMC

Initial Funding Date: 02/11/2017

Description:
 Funds will be used for the purchase of schools appropriate for school.

Financing

	Fund Type	Grant Year	Grant	Funded Amount	Drawn In Program Year	Drawn Thru Program Year
CDBG	EN	2016	B16MC480506	\$6,490.26	\$5,284.52	\$6,490.26
Total	Total			\$6,490.26	\$5,284.52	\$6,490.26

Proposed Accomplishments

People (General) : 320

Actual Accomplishments

Number assisted:

	Owner		Renter		Total		Person	
	Total	Hispanic	Total	Hispanic	Total	Hispanic	Total	Hispanic
White:	0	0	0	0	0	0	256	252
Black/African American:	0	0	0	0	0	0	0	0
Asian:	0	0	0	0	0	0	0	0
American Indian/Alaskan Native:	0	0	0	0	0	0	0	0
Native Hawaiian/Other Pacific Islander:	0	0	0	0	0	0	0	0
American Indian/Alaskan Native & White:	0	0	0	0	0	0	2	2
Asian White:	0	0	0	0	0	0	0	0
Black/African American & White:	0	0	0	0	0	0	9	9
American Indian/Alaskan Native & Black/African American:	0	0	0	0	0	0	0	0
Other multi-racial:	0	0	0	0	0	0	3	3
Asian/Pacific Islander:	0	0	0	0	0	0	0	0
Hispanic:	0	0	0	0	0	0	0	0
Total:	0	0	0	0	0	0	270	266

Female-headed Households: 0 0 0

Income Catearv:

	Owner	Renter	Total	Person
Extremely Low	0	0	0	257
Low Mod	0	0	0	13
Moderate	0	0	0	0
Non Low Moderate	0	0	0	0
Total	0	0	0	270
Percent Low/Mod				100.0%

Annual Accomplishments

Years	Accomplishment Narrative	# Benefitting
2016	Project is underway. Funds were used for the purchase of tennis shoes for school-aged children. Project outcome #1 of encouraging children to go to	
2017	Project is complete. Funds were used for the purchase of tennis shoes for school-aged children. Beneficiary data was reported in the last fiscal year where most of the expenditures occurred. Of the \$5,334.52 unliquidated obligation, \$50.00 was not paid due to timing of the invoices. Total remainder of \$1,509.74 was reprogrammed into FY 2018-2019.	

PGM Year: 2016
Project: 0024 - Silver Ribbon Community Partners
IDIS Activity: 1601 - 2016 Silver Ribbon Community Partners

Status: Completed 1/9/2018 4:55:58 PM **Objective:** Create suitable living environments
Location: 1919 Austin Ave McAllen, TX 78501-7030 **Outcome:** Availability/accessibility
Matrix Code: Other Public Services Not Listed in 05A- **National Objective:** LMC

Initial Funding Date: 02/11/2017

Description:

Funds will be used to provide homeless prevention activities, medication assistance, DME for clients of Adult Protective Services.

Financing

	Fund Type	Grant Year	Grant	Funded Amount	Drawn In Program Year	Drawn Thru Program Year
CDBG	EN	2016	B16MC480506	\$3,999.71	\$1,780.15	\$3,999.71
Total	Total			\$3,999.71	\$1,780.15	\$3,999.71

Proposed Accomplishments

People (General) : 10

Actual Accomplishments

Number assisted:

	Owner		Renter		Total		Person	
	Total	Hispanic	Total	Hispanic	Total	Hispanic	Total	Hispanic
White:	0	0	0	0	0	0	30	27
Black/African American:	0	0	0	0	0	0	0	0
Asian:	0	0	0	0	0	0	0	0
American Indian/Alaskan Native:	0	0	0	0	0	0	0	0
Native Hawaiian/Other Pacific Islander:	0	0	0	0	0	0	0	0
American Indian/Alaskan Native & White:	0	0	0	0	0	0	0	0
Asian White:	0	0	0	0	0	0	0	0
Black/African American & White:	0	0	0	0	0	0	0	0
American Indian/Alaskan Native & Black/African American:	0	0	0	0	0	0	0	0
Other multi-racial:	0	0	0	0	0	0	0	0
Asian/Pacific Islander:	0	0	0	0	0	0	0	0
Hispanic:	0	0	0	0	0	0	0	0
Total:	0	0	0	0	0	0	30	27

Female-headed Households:

0	0	0
---	---	---

Income Cateaarv:

	Owner	Renter	Total	Person
Extremely Low	0	0	0	20
Low Mod	0	0	0	7
Moderate	0	0	0	3
Non Low Moderate	0	0	0	0
Total	0	0	0	30
Percent Low/Mod				100.0%

Annual Accomplishments

Years	Accomplishment Narrative	# Benefitting
2016	Project is underway. Funds were used to meet the needs of clients of Adult Protective Service. Expenditures include hotel/motel vouchers, assistance	
2017	Project is complete. Funds were used to meet the needs of clients of Adult Protective Service. Expenditures include hotel/motel vouchers, assistance with medication and durable medical equipment and utility disconnection prevention. Balance of allocation was paid this fiscal year; however, all beneficiary data was reported in the prior fiscal year where the expenditures occurred. Balance of \$0.29 was reprogrammed into FY 2018-2019.	

PGM Year: 2016
Project: 0025 - The Salvation Army
IDIS Activity: 1602 - 2016 The Salvation Army

Status: Completed 1/9/2018 4:57:45 PM **Objective:** Create suitable living environments
Location: 1400 N 23rd St McAllen, TX 78501-6723 **Outcome:** Availability/accessibility
Matrix Code: Other Public Services Not Listed in 05A- **National Objective:** LMC

Initial Funding Date: 02/11/2017

Description:
 Funds will be used for homeless prevention activities, and work clothes.

Financing

	Fund Type	Grant Year	Grant	Funded Amount	Drawn In Program Year	Drawn Thru Program Year
CDBG	EN	2016	B16MC480506	\$10,000.00	\$1,093.77	\$10,000.00
Total	Total			\$10,000.00	\$1,093.77	\$10,000.00

Proposed Accomplishments

People (General) : 18

Actual Accomplishments

Number assisted:

	Owner		Renter		Total		Person	
	Total	Hispanic	Total	Hispanic	Total	Hispanic	Total	Hispanic
White:	0	0	0	0	0	0	65	60
Black/African American:	0	0	0	0	0	0	0	0
Asian:	0	0	0	0	0	0	0	0
American Indian/Alaskan Native:	0	0	0	0	0	0	0	0
Native Hawaiian/Other Pacific Islander:	0	0	0	0	0	0	0	0
American Indian/Alaskan Native & White:	0	0	0	0	0	0	0	0
Asian White:	0	0	0	0	0	0	0	0
Black/African American & White:	0	0	0	0	0	0	0	0
American Indian/Alaskan Native & Black/African American:	0	0	0	0	0	0	0	0
Other multi-racial:	0	0	0	0	0	0	0	0
Asian/Pacific Islander:	0	0	0	0	0	0	0	0
Hispanic:	0	0	0	0	0	0	0	0
Total:	0	0	0	0	0	0	65	60

Female-headed Households: 0 0 0

Income Cateaarv:

	Owner	Renter	Total	Person
Extremely Low	0	0	0	59
Low Mod	0	0	0	6
Moderate	0	0	0	0
Non Low Moderate	0	0	0	0
Total	0	0	0	65
Percent Low/Mod				100.0%

Annual Accomplishments

Years	Accomplishment Narrative	# Benefitting
2016	Project is underway. Funds were used to provide transportation and long-distance bus tickets, work clothes for shelter clients and homeless	
2017	Project is complete. Funds were used to provide transportation and long-distance bus tickets, work clothes for shelter clients and homeless prevention activities. Balance of the allocation was paid this fiscal year; however, all beneficiary data was reported in the previous fiscal year where most of the expenditures occurred. All funds were expended.	

PGM Year: 2016
Project: 0026 - United Way of South Texas
IDIS Activity: 1603 - 2016 United Way of South Texas

Status: Completed 1/8/2018 5:50:13 PM **Objective:** Create suitable living environments
Location: 113 Pecan Blvd McAllen, TX 78501-9620 **Outcome:** Availability/accessibility
Matrix Code: Transportation Services (05E) **National Objective:** LMC

Initial Funding Date: 02/11/2017

Description:

Funds will be used for the distribution of bus tickets.

Financing

	Fund Type	Grant Year	Grant	Funded Amount	Drawn In Program Year	Drawn Thru Program Year
CDBG	EN	2016	B16MC480506	\$5,800.00	\$800.00	\$5,800.00
Total	Total			\$5,800.00	\$800.00	\$5,800.00

Proposed Accomplishments

People (General) : 100

Actual Accomplishments

Number assisted:

	Owner		Renter		Total		Person	
	Total	Hispanic	Total	Hispanic	Total	Hispanic	Total	Hispanic
White:	0	0	0	0	0	0	108	96
Black/African American:	0	0	0	0	0	0	0	0
Asian:	0	0	0	0	0	0	0	0
American Indian/Alaskan Native:	0	0	0	0	0	0	1	1
Native Hawaiian/Other Pacific Islander:	0	0	0	0	0	0	0	0
American Indian/Alaskan Native & White:	0	0	0	0	0	0	0	0
Asian White:	0	0	0	0	0	0	0	0
Black/African American & White:	0	0	0	0	0	0	2	0
American Indian/Alaskan Native & Black/African American:	0	0	0	0	0	0	0	0
Other multi-racial:	0	0	0	0	0	0	0	0
Asian/Pacific Islander:	0	0	0	0	0	0	0	0
Hispanic:	0	0	0	0	0	0	0	0
Total:	0	0	0	0	0	0	111	97

Female-headed Households:

0	0	0
---	---	---

Income Catearv:

	Owner	Renter	Total	Person
Extremely Low	0	0	0	107
Low Mod	0	0	0	4
Moderate	0	0	0	0
Non Low Moderate	0	0	0	0
Total	0	0	0	111
Percent Low/Mod				100.0%

Annual Accomplishments

Years	Accomplishment Narrative	# Benefitting
2016	Project is underway. Funds were used to provide transportation vouchers to use the public bus system. Project outcome #1 of preventing people	
2017	Project is complete. Funds were used for transportation services. Non-substantial amendment of \$800 was awarded for project completion. All funds were expended. Beneficiary data was provided in the last fiscal year where most of the expenditures occurred.	

PGM Year: 2017
Project: 0001 - Engineering Dept. - N. 5th St. at Hackberry Drainage Improvements
IDIS Activity: 1622 - 2017 Eng. Dept. N. 5th St. at Hackberry Drainage Improvements

Status: Open
Location: 500 Hackberry Ave. McAllen, TX 78501
Objective: Create suitable living environments
Outcome: Availability/accessibility
Matrix Code: Water/Sewer Improvements (03J) **National Objective:** LMA

Initial Funding Date: 05/17/2018

Description:
 Funds will be used for the installation of storm sewer lines and related appurtenances in the area of Hackberry Ave. between 4th and 6th St.

Financing

	Fund Type	Grant Year	Grant	Funded Amount	Drawn In Program Year	Drawn Thru Program Year
CDBG	EN	2017	B17MC480506	\$50,005.00	\$1,397.00	\$1,397.00
Total	Total			\$50,005.00	\$1,397.00	\$1,397.00

Proposed Accomplishments

People (General) : 2,075
 Total Population in Service Area: 2,075
 Census Tract Percent Low / Mod: 53.49

Annual Accomplishments

Project has not commenced

PGM Year: 2017
Project: 0003 - Engineering Dept. - N. 16th St. at Ivy Ave. Drainage Improvements
IDIS Activity: 1624 - 2017 Eng. Dept. - N. 16th St. at Ivy Avenue Drainage Improvements

Status: Open Objective: Create suitable living environments
Location: 1601 Ivy Ave. McAllen, TX 78501 Outcome: Availability/accessibility
Matrix Code: Water/Sewer Improvements (03J) National Objective: LMA

Initial Funding Date: 05/17/2018

Description:
Funds will be used for the installation of storm sewer lines and related appurtenances in the area of Ivy Ave. from 15th to 17th Street.

Financing

	Fund Type	Grant Year	Grant	Funded Amount	Drawn In Program Year	Drawn Thru Program Year
CDBG	EN	Pre-2015		\$13,683.00	\$0.00	\$0.00
		2014	B14MC480506		\$1,415.12	\$1,415.12
		2015	B15MC480506	\$35,000.00	\$0.00	\$0.00
		2017	B17MC480506	\$33,689.00	\$0.00	\$0.00
Total	Total			\$82,372.00	\$1,415.12	\$1,415.12

Proposed Accomplishments

People (General) : 1,605
Total Population in Service Area: 1,605
Census Tract Percent Low / Mod: 70.09

Annual Accomplishments

2017 Project is underway. Funds were used for surveying expenses.

PGM Year: 2017
Project: 0004 - McAllen ISD - Alvarez Elementary City/School Park Improvements
IDIS Activity: 1625 - 2017 PARD - Alvarez Elementary City/School Park Improvements

Status: Open Objective: Create suitable living environments
Location: 2600 Gumwood Ave McAllen, TX 78501-7522 Outcome: Availability/accessibility
Matrix Code: Parks, Recreational Facilities (03F) National Objective: LMA

Initial Funding Date: 04/04/2018

Description:

Funds will be used for the purchase and installation of playground amenities.

Financing

	Fund Type	Grant Year	Grant	Funded Amount	Drawn In Program Year	Drawn Thru Program Year
CDBG	EN	2017	B17MC480506	\$70,150.00	\$59,304.77	\$59,304.77
Total	Total			\$70,150.00	\$59,304.77	\$59,304.77

Proposed Accomplishments

Public Facilities : 1
Total Population in Service Area: 4,320
Census Tract Percent Low / Mod: 58.45

Annual Accomplishments

2017 Project is underway. Funds were used for installation of park equipment and related amenities.

PGM Year: 2017
Project: 0005 - McAllen ISD - Bonham Elementary City/School Park Improvements
IDIS Activity: 1626 - 2017 PARD - Bonham Elementary City/School Park Improvements

Status: Open
Location: 2400 Jordan McAllen, TX 78501
Objective: Create suitable living environments
Outcome: Availability/accessibility
Matrix Code: Parks, Recreational Facilities (03F) **National Objective:** LMA

Initial Funding Date: 04/04/2018

Description:
 Funds will be used for the purchase and installation of playground amenities.

Financing

	Fund Type	Grant Year	Grant	Funded Amount	Drawn In Program Year	Drawn Thru Program Year
CDBG	EN	Pre-2015		\$7,901.92	\$0.00	\$0.00
		2014	B14MC480506		\$7,901.92	\$7,901.92
		2017	B17MC480506	\$30,000.00	\$29,203.45	\$29,203.45
Total	Total			\$37,901.92	\$37,105.37	\$37,105.37

Proposed Accomplishments

Public Facilities : 1
 Total Population in Service Area: 5,600
 Census Tract Percent Low / Mod: 55.63

Annual Accomplishments

2017 Project is underway. Funds were used for installation of park equipment and related amenities.

PGM Year: 2017
Project: 0006 - McAllen ISD - Escandon Elementary City/School Park Improvements
IDIS Activity: 1627 - 2017 PARD - Escandon Elementary City/School Park Improvements

Status: Open **Objective:** Create suitable living environments
Location: 2901 Colbath Ave McAllen, TX 78503-8308 **Outcome:** Availability/accessibility
Matrix Code: Parks, Recreational Facilities (03F) **National Objective:** LMA

Initial Funding Date: 04/04/2018

Description:

Funds will be used for the purchase and installation of playground amenities.

Financing

	Fund Type	Grant Year	Grant	Funded Amount	Drawn In Program Year	Drawn Thru Program Year
CDBG	EN	2017	B17MC480506	\$75,150.00	\$71,424.16	\$71,424.16
Total	Total			\$75,150.00	\$71,424.16	\$71,424.16

Proposed Accomplishments

Public Facilities : 1
 Total Population in Service Area: 3,510
 Census Tract Percent Low / Mod: 56.98

Annual Accomplishments

2017 Project is underway. Funds were used for installation of park equipment and related amenities.

PGM Year: 2017
Project: 0008 - McAllen ISD - Seguin Elementary City/School Park Improvements
IDIS Activity: 1629 - 2017 PARD - Seguin Elementary City/School Park Improvements

Status: Open
Location: 220 N 29th St McAllen, TX 78501-7533
Objective: Create suitable living environments
Outcome: Availability/accessibility
Matrix Code: Parks, Recreational Facilities (03F) **National Objective:** LMA

Initial Funding Date: 04/04/2018

Description:
 Funds will be used for the purchase and installation of playground amenities.

Financing

	Fund Type	Grant Year	Grant	Funded Amount	Drawn In Program Year	Drawn Thru Program Year
CDBG	EN	2017	B17MC480506	\$70,150.00	\$35,954.86	\$35,954.86
Total	Total			\$70,150.00	\$35,954.86	\$35,954.86

Proposed Accomplishments

Public Facilities : 1
 Total Population in Service Area: 7,560
 Census Tract Percent Low / Mod: 58.33

Annual Accomplishments

2017 Project is underway. Funds were used for installation of park equipment and related amenities.

PGM Year: 2017
Project: 0011 - Community HOPE Services, Inc. - Building Improvements
IDIS Activity: 1632 - 2017 Community HOPE Services, Inc. - Building Improvements

Status: Open Objective: Create suitable living environments
 Location: 2332 Jordan Ave McAllen, TX 78503-7822 Outcome: Availability/accessibility
 Matrix Code: Health Facilities (03P) National Objective: LMC

Initial Funding Date: 09/19/2018

Description:

Funds will be used to construct a demonstration kitchen to promote healthy eating.

Financing

	Fund Type	Grant Year	Grant	Funded Amount	Drawn In Program Year	Drawn Thru Program Year
CDBG	EN	Pre-2015		\$25,000.00	\$0.00	\$0.00
		2017	B17MC480506	\$25,000.00	\$0.00	\$0.00
Total	Total			\$50,000.00	\$0.00	\$0.00

Proposed Accomplishments

Public Facilities : 525

Actual Accomplishments

Number assisted:

	Owner		Renter		Total		Person	
	Total	Hispanic	Total	Hispanic	Total	Hispanic	Total	Hispanic
White:	0	0	0	0	0	0	0	0
Black/African American:	0	0	0	0	0	0	0	0
Asian:	0	0	0	0	0	0	0	0
American Indian/Alaskan Native:	0	0	0	0	0	0	0	0
Native Hawaiian/Other Pacific Islander:	0	0	0	0	0	0	0	0
American Indian/Alaskan Native & White:	0	0	0	0	0	0	0	0
Asian White:	0	0	0	0	0	0	0	0
Black/African American & White:	0	0	0	0	0	0	0	0
American Indian/Alaskan Native & Black/African American:	0	0	0	0	0	0	0	0
Other multi-racial:	0	0	0	0	0	0	0	0
Asian/Pacific Islander:	0	0	0	0	0	0	0	0
Hispanic:	0	0	0	0	0	0	0	0
Total:	0	0	0	0	0	0	0	0

Female-headed Households: 0 0 0

Income Category:

	Owner	Renter	Total	Person
Extremely Low	0	0	0	0
Low Mod	0	0	0	0
Moderate	0	0	0	0
Non Low Moderate	0	0	0	0
Total	0	0	0	0
Percent Low/Mod				

Annual Accomplishments

2017 Project has not commenced.

PGM Year: 2017
Project: 0012 - Access Esperanza
IDIS Activity: 1633 - 2017 Access Esperanza

Status: Open **Objective:** Create suitable living environments
Location: 916 E Hackberry Ave McAllen, TX 78501-5737 **Outcome:** Availability/accessibility
Matrix Code: Health Services (05M) **National Objective:** LMC

Initial Funding Date: 02/14/2018

Description:

Funds will be used for physical exams, pap, diabetes, lipid & STI testing and lab work.

Financing

	Fund Type	Grant Year	Grant	Funded Amount	Drawn In Program Year	Drawn Thru Program Year
CDBG	EN	2017	B17MC480506	\$12,000.00	\$10,000.00	\$10,000.00
Total	Total			\$12,000.00	\$10,000.00	\$10,000.00

Proposed Accomplishments

People (General) : 55

Actual Accomplishments

Number assisted:

	Owner		Renter		Total		Person	
	Total	Hispanic	Total	Hispanic	Total	Hispanic	Total	Hispanic
White:	0	0	0	0	0	0	70	70
Black/African American:	0	0	0	0	0	0	0	0
Asian:	0	0	0	0	0	0	0	0
American Indian/Alaskan Native:	0	0	0	0	0	0	0	0
Native Hawaiian/Other Pacific Islander:	0	0	0	0	0	0	0	0
American Indian/Alaskan Native & White:	0	0	0	0	0	0	0	0
Asian White:	0	0	0	0	0	0	0	0
Black/African American & White:	0	0	0	0	0	0	0	0
American Indian/Alaskan Native & Black/African American:	0	0	0	0	0	0	0	0
Other multi-racial:	0	0	0	0	0	0	0	0
Asian/Pacific Islander:	0	0	0	0	0	0	0	0
Hispanic:	0	0	0	0	0	0	0	0
Total:	0	0	0	0	0	0	70	70

Female-headed Households:

0 0 0

Income Cateaarv:

	Owner	Renter	Total	Person
Extremely Low	0	0	0	57
Low Mod	0	0	0	13
Moderate	0	0	0	0
Non Low Moderate	0	0	0	0
Total	0	0	0	70
Percent Low/Mod				100.0%

Annual Accomplishments

Years	Accomplishment Narrative	# Benefitting
2017	Project is underway. Funds are used to provide medical services for women. Project outcome #1 of providing early disease detection/preventive health care that will allow for timely treatment of health concerns, including some cancers, diabetes, and heart disease was met. Project outcome #2 of encouraging healthy life habits that prevent chronic diseases through community education was met. Project leveraged \$9,100 from The Clayton Fund and Peierls Foundation and \$3,500 from the CDC Texas Infertility Prevention Project.	

PGM Year: 2017
Project: 0013 - Amigos Del Valle, Inc.
IDIS Activity: 1634 - 2017 Amigos Del Valle, Inc.

Status: Open **Objective:** Create suitable living environments
Location: 4138 Crosspoint Blvd Edinburg, TX 78539-1803 **Outcome:** Availability/accessibility
Matrix Code: Senior Services (05A) **National Objective:** LMC

Initial Funding Date: 02/14/2018

Description:
 Funds will be used for the delivery of noon meals to homebound elderly.

Financing

	Fund Type	Grant Year	Grant	Funded Amount	Drawn In Program Year	Drawn Thru Program Year
CDBG	EN	2017	B17MC480506	\$12,000.00	\$10,713.00	\$10,713.00
Total	Total			\$12,000.00	\$10,713.00	\$10,713.00

Proposed Accomplishments

People (General) : 11

Actual Accomplishments

Number assisted:

	Owner		Renter		Total		Person	
	Total	Hispanic	Total	Hispanic	Total	Hispanic	Total	Hispanic
White:	0	0	0	0	0	0	14	13
Black/African American:	0	0	0	0	0	0	0	0
Asian:	0	0	0	0	0	0	0	0
American Indian/Alaskan Native:	0	0	0	0	0	0	0	0
Native Hawaiian/Other Pacific Islander:	0	0	0	0	0	0	0	0
American Indian/Alaskan Native & White:	0	0	0	0	0	0	0	0
Asian White:	0	0	0	0	0	0	0	0
Black/African American & White:	0	0	0	0	0	0	0	0
American Indian/Alaskan Native & Black/African American:	0	0	0	0	0	0	0	0
Other multi-racial:	0	0	0	0	0	0	0	0
Asian/Pacific Islander:	0	0	0	0	0	0	0	0
Hispanic:	0	0	0	0	0	0	0	0
Total:	0	0	0	0	0	0	14	13

Female-headed Households:

0	0	0
---	---	---

Income Cateaarv:

	Owner	Renter	Total	Person
Extremely Low	0	0	0	6
Low Mod	0	0	0	8
Moderate	0	0	0	0
Non Low Moderate	0	0	0	0
Total	0	0	0	14
Percent Low/Mod				100.0%

Annual Accomplishments

Years	Accomplishment Narrative	# Benefitting
2017	Project is underway. Funds are used to provide daily hot noon meals to homebound elderly residents. Project outcome #1 of providing a hot nutritious meal to homebound seniors to positively impact the quality of life who would otherwise not be able to meet their nutritional needs was met. Project outcome #2 of conducting home visits to assess the impact of the meals was met. Project outcome #3 of reviewing and analyzing the nutrition meal program reports and data to determine if the goals and results are being met on a monthly basis were met. Project outcome #4 of generating monthly statistical reports through the MIS Department, to be retained and safely guarded at the Administration Office was met. Project leveraged \$410,178 from Area Agency on Aging and \$78,893 from TX Dept. of Aging & Disabilities.	

PGM Year: 2017
Project: 0014 - Boys and Girls Club of McAllen
IDIS Activity: 1635 - 2017 Boys and Girls Club of McAllen

Status: Open **Objective:** Create suitable living environments
Location: 2620 Galveston Ave McAllen, TX 78501-7774 **Outcome:** Availability/accessibility
Matrix Code: Youth Services (05D) **National Objective:** LMC

Initial Funding Date: 02/14/2018

Description:
 Funds will be used for membership, sports and/or summer camp scholarships.

Financing

	Fund Type	Grant Year	Grant	Funded Amount	Drawn In Program Year	Drawn Thru Program Year
CDBG	EN	2017	B17MC480506	\$12,500.00	\$10,365.00	\$10,365.00
Total	Total			\$12,500.00	\$10,365.00	\$10,365.00

Proposed Accomplishments

People (General) : 350

Actual Accomplishments

Number assisted:

	Owner		Renter		Total		Person	
	Total	Hispanic	Total	Hispanic	Total	Hispanic	Total	Hispanic
White:	0	0	0	0	0	0	84	84
Black/African American:	0	0	0	0	0	0	0	0
Asian:	0	0	0	0	0	0	0	0
American Indian/Alaskan Native:	0	0	0	0	0	0	0	0
Native Hawaiian/Other Pacific Islander:	0	0	0	0	0	0	0	0
American Indian/Alaskan Native & White:	0	0	0	0	0	0	0	0
Asian White:	0	0	0	0	0	0	0	0
Black/African American & White:	0	0	0	0	0	0	0	0
American Indian/Alaskan Native & Black/African American:	0	0	0	0	0	0	0	0
Other multi-racial:	0	0	0	0	0	0	0	0
Asian/Pacific Islander:	0	0	0	0	0	0	0	0
Hispanic:	0	0	0	0	0	0	0	0
Total:	0	0	0	0	0	0	84	84

Female-headed Households: 0 0 0

Income Cateaarv:

	Owner	Renter	Total	Person
Extremely Low	0	0	0	71
Low Mod	0	0	0	11
Moderate	0	0	0	2
Non Low Moderate	0	0	0	0
Total	0	0	0	84
Percent Low/Mod				100.0%

Annual Accomplishments

Years	Accomplishment Narrative	# Benefitting
2017	Project is underway. Funds are used to provide scholarships for the sports league, summer camp and general membership to qualifying youth.	

PGM Year: 2017
Project: 0015 - C.A.M.P. University
IDIS Activity: 1636 - 2017 C.A.M.P. University

Status: Open **Objective:** Create suitable living environments
Location: 1320 W Nolana Ave McAllen, TX 78504-3763 **Outcome:** Availability/accessibility
Matrix Code: Services for Persons with Disabilities **National Objective:** LMC

Initial Funding Date: 02/14/2018

Description:
 Funds will reimburse salaries of persons who provide services for special needs clientele.

Financing

	Fund Type	Grant Year	Grant	Funded Amount	Drawn In Program Year	Drawn Thru Program Year
CDBG	EN	2017	B17MC480506	\$7,500.00	\$7,500.00	\$7,500.00
Total	Total			\$7,500.00	\$7,500.00	\$7,500.00

Proposed Accomplishments

People (General) : 17

Actual Accomplishments

Number assisted:

	Owner		Renter		Total		Person	
	Total	Hispanic	Total	Hispanic	Total	Hispanic	Total	Hispanic
White:	0	0	0	0	0	0	22	16
Black/African American:	0	0	0	0	0	0	0	0
Asian:	0	0	0	0	0	0	1	1
American Indian/Alaskan Native:	0	0	0	0	0	0	0	0
Native Hawaiian/Other Pacific Islander:	0	0	0	0	0	0	0	0
American Indian/Alaskan Native & White:	0	0	0	0	0	0	0	0
Asian White:	0	0	0	0	0	0	0	0
Black/African American & White:	0	0	0	0	0	0	0	0
American Indian/Alaskan Native & Black/African American:	0	0	0	0	0	0	0	0
Other multi-racial:	0	0	0	0	0	0	0	0
Asian/Pacific Islander:	0	0	0	0	0	0	0	0
Hispanic:	0	0	0	0	0	0	0	0
Total:	0	0	0	0	0	0	23	17

Female-headed Households: 0

Income Cateaarv:

	Owner	Renter	Total	Person
Extremely Low	0	0	0	23
Low Mod	0	0	0	0
Moderate	0	0	0	0
Non Low Moderate	0	0	0	0
Total	0	0	0	23
Percent Low/Mod				100.0%

Annual Accomplishments

Years	Accomplishment Narrative	# Benefitting
2017	Project is complete. Funds are used to provide salary reimbursement of personnel who provide services to adult persons with special needs who have exited from the school system. Project outcome #1 of assisting young adults to stay active and continue learning new skills was met. Project outcome #2 developing cognitive functions and a sense of self-worth was met. Project outcome #3 of providing job/life/social skills training was met. Project outcome #4 of assisting young adults to become productive members of the community was met. Project leveraged \$103,000 from fundraising efforts, \$96,682 from tuition, \$30,687 from foundations and grants, \$30,000 from private donations, \$26,810 from Valley Baptist Legacy Foundation, \$18,519 from CDBG grants - Precinct 3, \$9,683.91 from CDBG grants - Precinct 1 and \$4,448 from CDBG grants - Precinct 2.	

PGM Year: 2017
Project: 0016 - Catholic Charities of the RGV
IDIS Activity: 1637 - 2017 Catholic Charities of the RGV

Status: Open
Location: 700 Virgen De San Juan San Juan, TX 78589-3030
Objective: Create suitable living environments
Outcome: Availability/accessibility
Matrix Code: Subsistence Payment (05Q) **National Objective:** URG

Initial Funding Date: 02/14/2018

Description:

Funds will be used for utility rental assistance and case management for military families.

Financing

	Fund Type	Grant Year	Grant	Funded Amount	Drawn In Program Year	Drawn Thru Program Year
CDBG	EN	2017	B17MC480506	\$7,500.00	\$7,500.00	\$7,500.00
Total	Total			\$7,500.00	\$7,500.00	\$7,500.00

Proposed Accomplishments

People (General) : 10

Annual Accomplishments

Years	Accomplishment Narrative	# Benefitting
2017	Project is complete. Funds are used to provide homeless prevention activities for military personnel and/or their families. Project outcome #1 of preventing veterans and/or their dependents from becoming homeless was met. Project outcome #2 of helping to ensure veterans and/or their dependents are living in suitable housing was met. Project outcome #3 of helping veterans and/or their dependents who are experiencing homelessness find a place to live and establish a home was met. Project did not leverage funds.	

PGM Year: 2017
Project: 0017 - Children's Advocacy Center of Hidalgo County
IDIS Activity: 1638 - 2017 Children's Advocacy Center of Hidalgo County

Status: Open Objective: Create suitable living environments
 Location: 525 W Wisconsin Rd Edinburg, TX 78539-3018 Outcome: Availability/accessibility
 Matrix Code: Abused and Neglected Children (05N) National Objective: LMC

Initial Funding Date: 02/14/2018

Description:

Funds will reimbursement salaries of those who provide services to victims of child abuse.

Financing

	Fund Type	Grant Year	Grant	Funded Amount	Drawn In Program Year	Drawn Thru Program Year
CDBG	EN	2017	B17MC480506	\$15,000.00	\$14,979.80	\$14,979.80
Total	Total			\$15,000.00	\$14,979.80	\$14,979.80

Proposed Accomplishments

People (General) : 70

Actual Accomplishments

	Owner		Renter		Total		Person	
	Total	Hispanic	Total	Hispanic	Total	Hispanic	Total	Hispanic
Number assisted:								
White:	0	0	0	0	0	0	171	169
Black/African American:	0	0	0	0	0	0	1	1
Asian:	0	0	0	0	0	0	1	1
American Indian/Alaskan Native:	0	0	0	0	0	0	0	0
Native Hawaiian/Other Pacific Islander:	0	0	0	0	0	0	0	0
American Indian/Alaskan Native & White:	0	0	0	0	0	0	0	0
Asian White:	0	0	0	0	0	0	0	0
Black/African American & White:	0	0	0	0	0	0	0	0
American Indian/Alaskan Native & Black/African American:	0	0	0	0	0	0	0	0
Other multi-racial:	0	0	0	0	0	0	3	3
Asian/Pacific Islander:	0	0	0	0	0	0	0	0
Hispanic:	0	0	0	0	0	0	0	0
Total:	0	0	0	0	0	0	176	174

Female-headed Households: 0 0 0

Income Cateaarv:

	Owner	Renter	Total	Person
Extremely Low	0	0	0	96
Low Mod	0	0	0	35
Moderate	0	0	0	45
Non Low Moderate	0	0	0	0
Total	0	0	0	176
Percent Low/Mod				100.0%

Annual Accomplishments

Years	Accomplishment Narrative	# Benefitting
2017	Project is underway. Funds were used to reimburse staff salaries of personnel who respond to outcries of physical or sexual abuse or neglect of children. Project outcome #1 of providing admissible evidence for arrests and prosecution of alleged perpetrators was met. Project outcome #2 of providing valuable information for Child Protective Services McAllen Unit to make decisions with respect to safety plans for the family and potential removal of children from their homes was met. Project outcome #3 of 80% of victims being debriefed for crisis and being provided information as appropriate for counseling services was met. Project outcome #4 of 80% of victims receiving trauma focused - cognitive behavior therapy will report improved ways of reacting to and managing their trauma as it is expressed in behavior such as but not limited to, improved attendance and academic achievement in schools; no more suicidal ideation, better overall coping life skills was met. Project outcome #5 of 90% of families reporting a good experience at the CAC; a better understanding of the process; and, overall good service was met. Project leveraged \$1,223,138 from VOCA, \$277,420 from CAC of Texas, \$85,000 from Hidalgo County-Urban County Program, \$37,087 from United Way and \$42,000 from Office of Attorney General.	

PGM Year: 2017
Project: 0018 - Court Appointed Special Advocates (CASA) of Hidalgo County
IDIS Activity: 1639 - 2017 Court Appointed Special Advocates (CASA) of Hidalgo County

Status: Open Objective: Create suitable living environments
 Location: 1001 S 10th Ave Edinburg, TX 78539-5513 Outcome: Availability/accessibility
 Matrix Code: Abused and Neglected Children (05N) National Objective: LMC

Initial Funding Date: 02/14/2018

Description:

Funds will be used for staff salaries and mileage for advocacy of child victims of abuse.

Financing

	Fund Type	Grant Year	Grant	Funded Amount	Drawn In Program Year	Drawn Thru Program Year
CDBG	EN	2017	B17MC480506	\$4,000.00	\$2,215.48	\$2,215.48
Total	Total			\$4,000.00	\$2,215.48	\$2,215.48

Proposed Accomplishments

People (General) : 60

Actual Accomplishments

Number assisted:

	Owner		Renter		Total		Person	
	Total	Hispanic	Total	Hispanic	Total	Hispanic	Total	Hispanic
White:	0	0	0	0	0	0	34	34
Black/African American:	0	0	0	0	0	0	0	0
Asian:	0	0	0	0	0	0	0	0
American Indian/Alaskan Native:	0	0	0	0	0	0	0	0
Native Hawaiian/Other Pacific Islander:	0	0	0	0	0	0	0	0
American Indian/Alaskan Native & White:	0	0	0	0	0	0	0	0
Asian White:	0	0	0	0	0	0	0	0
Black/African American & White:	0	0	0	0	0	0	0	0
American Indian/Alaskan Native & Black/African American:	0	0	0	0	0	0	0	0
Other multi-racial:	0	0	0	0	0	0	0	0
Asian/Pacific Islander:	0	0	0	0	0	0	0	0
Hispanic:	0	0	0	0	0	0	0	0
Total:	0	0	0	0	0	0	34	34

Female-headed Households:

Total	0	0	0
-------	---	---	---

Income Cateaarv:

	Owner	Renter	Total	Person
Extremely Low	0	0	0	34
Low Mod	0	0	0	0
Moderate	0	0	0	0
Non Low Moderate	0	0	0	0
Total	0	0	0	34
Percent Low/Mod				100.0%

Annual Accomplishments

Years	Accomplishment Narrative	# Benefitting
2017	Project is complete. Funds were use to reimburse staff salaries of personnel who review cases of children who have been made wards of the court. Balance will be reprogrammed into FY 2019-2020.	

PGM Year: 2017
Project: 0019 - Community HOPE Services, Inc. - Medical Services
IDIS Activity: 1640 - 2017 Community HOPE Services, Inc. - Medical Services

Status: Open Objective: Create suitable living environments
 Location: 2332 Jordan Ave McAllen, TX 78503-7822 Outcome: Availability/accessibility
 Matrix Code: Health Services (05M) National Objective: LMC

Initial Funding Date: 02/14/2018

Description:

Funds will be used for diagnostic medical services and lab fees.

Financing

	Fund Type	Grant Year	Grant	Funded Amount	Drawn In Program Year	Drawn Thru Program Year
CDBG	EN	2017	B17MC480506	\$20,000.00	\$20,000.00	\$20,000.00
Total	Total			\$20,000.00	\$20,000.00	\$20,000.00

Proposed Accomplishments

People (General) : 400

Actual Accomplishments

Number assisted:

	Owner		Renter		Total		Person	
	Total	Hispanic	Total	Hispanic	Total	Hispanic	Total	Hispanic
White:	0	0	0	0	0	0	519	510
Black/African American:	0	0	0	0	0	0	0	0
Asian:	0	0	0	0	0	0	0	0
American Indian/Alaskan Native:	0	0	0	0	0	0	0	0
Native Hawaiian/Other Pacific Islander:	0	0	0	0	0	0	0	0
American Indian/Alaskan Native & White:	0	0	0	0	0	0	0	0
Asian White:	0	0	0	0	0	0	0	0
Black/African American & White:	0	0	0	0	0	0	0	0
American Indian/Alaskan Native & Black/African American:	0	0	0	0	0	0	0	0
Other multi-racial:	0	0	0	0	0	0	0	0
Asian/Pacific Islander:	0	0	0	0	0	0	0	0
Hispanic:	0	0	0	0	0	0	0	0
Total:	0	0	0	0	0	0	519	510

Female-headed Households:

Total	0	0	0
-------	---	---	---

Income Cateaarv:

	Owner	Renter	Total	Person
Extremely Low	0	0	0	405
Low Mod	0	0	0	87
Moderate	0	0	0	27
Non Low Moderate	0	0	0	0
Total	0	0	0	519
Percent Low/Mod				100.0%

Annual Accomplishments

Years	Accomplishment Narrative	# Benefitting
2017	Project is complete. Funds are used to provide medical services. Project outcome #1 of providing integrated medical, case management and counseling care to the uninsured of the Lower Rio Grande Valley was met. Project outcome #2 of providing services on a donation basis; however, no patient is ever turned away because of inability to donate to the organization was met. Project outcome #3 of helping each person take control of their medical needs was met. Project outcome #4 of creating a healthy Lower Rio Grande Valley was met. Project leveraged \$350,000 from Methodist Healthcare Ministries of South TX, \$300,000 from Doctors Hospital Fishing for Hope Tournament, \$250,000 from matching grants, \$250,000 from Valley Legacy Foundation, \$90,000 from Hogg Foundation of Mental Health, \$30,000 from Diabetes Prevention, \$25,000 from Urban County Precinct 2, \$15,000 from fundraisers and grants and \$11,000 from Urban County Precinct 3.	

PGM Year: 2017
Project: 0020 - Easter Seals of the RGV
IDIS Activity: 1641 - 2017 Easter Seals of the RGV

Status: Open
Location: 1217 W Houston Ave McAllen, TX 78501-5012
Objective: Create suitable living environments
Outcome: Availability/accessibility
Matrix Code: Health Services (05M) **National Objective:** LMC

Initial Funding Date: 02/14/2018

Description:

Funds will be used for occupational, physical and/or speech therapy units.

Financing

	Fund Type	Grant Year	Grant	Funded Amount	Drawn In Program Year	Drawn Thru Program Year
CDBG	EN	2017	B17MC480506	\$8,000.00	\$8,000.00	\$8,000.00
Total	Total			\$8,000.00	\$8,000.00	\$8,000.00

Proposed Accomplishments

People (General) : 5

Actual Accomplishments

Number assisted:

	Owner		Renter		Total		Person	
	Total	Hispanic	Total	Hispanic	Total	Hispanic	Total	Hispanic
White:	0	0	0	0	0	0	4	4
Black/African American:	0	0	0	0	0	0	0	0
Asian:	0	0	0	0	0	0	0	0
American Indian/Alaskan Native:	0	0	0	0	0	0	0	0
Native Hawaiian/Other Pacific Islander:	0	0	0	0	0	0	0	0
American Indian/Alaskan Native & White:	0	0	0	0	0	0	0	0
Asian White:	0	0	0	0	0	0	0	0
Black/African American & White:	0	0	0	0	0	0	0	0
American Indian/Alaskan Native & Black/African American:	0	0	0	0	0	0	0	0
Other multi-racial:	0	0	0	0	0	0	0	0
Asian/Pacific Islander:	0	0	0	0	0	0	0	0
Hispanic:	0	0	0	0	0	0	0	0
Total:	0	0	0	0	0	0	4	4

Female-headed Households:

0	0	0
---	---	---

Income Cateaarv:

	Owner	Renter	Total	Person
Extremely Low	0	0	0	4
Low Mod	0	0	0	0
Moderate	0	0	0	0
Non Low Moderate	0	0	0	0
Total	0	0	0	4
Percent Low/Mod				100.0%

Annual Accomplishments

Years	Accomplishment Narrative	# Benefitting
2017	Project is complete. Funds were used to provide physical, occupation or speech therapeutic units. Project outcome #1 of allowing clients to reach their highest level of independence where they live, learn, work, and play by providing rehabilitative therapeutic units was met. Project outcome #2 of enhancing the opportunity for progress through home programs when possible was met. Project leveraged \$8,000 from CDBG - Urban County (Pct.1), \$4,000 from CDBG - City of Mission and \$1,000 from Easter Seals leverage.	

PGM Year: 2017
Project: 0021 - FUMC - Shoe Bank of McAllen
IDIS Activity: 1642 - 2017 FUMC - Shoe Bank of McAllen

Status: Open **Objective:** Create suitable living environments
Location: 4200 N McColl Rd McAllen, TX 78504-2523 **Outcome:** Availability/accessibility
Matrix Code: Youth Services (05D) **National Objective:** LMC

Initial Funding Date: 02/14/2018

Description:
 Funds will be used for the purchase of shoes for school-aged children.

Financing

	Fund Type	Grant Year	Grant	Funded Amount	Drawn In Program Year	Drawn Thru Program Year
CDBG	EN	2017	B17MC480506	\$6,000.00	\$2,204.76	\$2,204.76
Total	Total			\$6,000.00	\$2,204.76	\$2,204.76

Proposed Accomplishments

People (General) : 240

Actual Accomplishments

Number assisted:

	Owner		Renter		Total		Person	
	Total	Hispanic	Total	Hispanic	Total	Hispanic	Total	Hispanic
White:	0	0	0	0	0	0	36	36
Black/African American:	0	0	0	0	0	0	0	0
Asian:	0	0	0	0	0	0	0	0
American Indian/Alaskan Native:	0	0	0	0	0	0	0	0
Native Hawaiian/Other Pacific Islander:	0	0	0	0	0	0	0	0
American Indian/Alaskan Native & White:	0	0	0	0	0	0	0	0
Asian White:	0	0	0	0	0	0	0	0
Black/African American & White:	0	0	0	0	0	0	0	0
American Indian/Alaskan Native & Black/African American:	0	0	0	0	0	0	0	0
Other multi-racial:	0	0	0	0	0	0	0	0
Asian/Pacific Islander:	0	0	0	0	0	0	0	0
Hispanic:	0	0	0	0	0	0	0	0
Total:	0	0	0	0	0	0	36	36

Female-headed Households: 0 0 0

Income Cateaarv:

	Owner	Renter	Total	Person
Extremely Low	0	0	0	36
Low Mod	0	0	0	0
Moderate	0	0	0	0
Non Low Moderate	0	0	0	0
Total	0	0	0	36
Percent Low/Mod				100.0%

Annual Accomplishments

Years	Accomplishment Narrative	# Benefitting
2017	Project is underway. Funds are used to provide tennis shoes for school-aged children.	

PGM Year: 2017
Project: 0022 - LRGVDC - Area Agency on Aging
IDIS Activity: 1643 - 2017 LRGVDC - Area Agency on Aging

Status: Open **Objective:** Create suitable living environments
Location: 301 W Railroad St Weslaco, TX 78596-5104 **Outcome:** Availability/accessibility
Matrix Code: Senior Services (05A) **National Objective:** LMC

Initial Funding Date: 02/14/2018

Description:

Funds will provide medication, medical supplies, DME and health expenses for the elderly.

Financing

	Fund Type	Grant Year	Grant	Funded Amount	Drawn In Program Year	Drawn Thru Program Year
CDBG	EN	2017	B17MC480506	\$5,500.00	\$5,500.00	\$5,500.00
Total	Total			\$5,500.00	\$5,500.00	\$5,500.00

Proposed Accomplishments

People (General) : 22

Actual Accomplishments

Number assisted:

	Owner		Renter		Total		Person	
	Total	Hispanic	Total	Hispanic	Total	Hispanic	Total	Hispanic
White:	0	0	0	0	0	0	25	23
Black/African American:	0	0	0	0	0	0	0	0
Asian:	0	0	0	0	0	0	0	0
American Indian/Alaskan Native:	0	0	0	0	0	0	0	0
Native Hawaiian/Other Pacific Islander:	0	0	0	0	0	0	0	0
American Indian/Alaskan Native & White:	0	0	0	0	0	0	0	0
Asian White:	0	0	0	0	0	0	0	0
Black/African American & White:	0	0	0	0	0	0	0	0
American Indian/Alaskan Native & Black/African American:	0	0	0	0	0	0	0	0
Other multi-racial:	0	0	0	0	0	0	0	0
Asian/Pacific Islander:	0	0	0	0	0	0	0	0
Hispanic:	0	0	0	0	0	0	0	0
Total:	0	0	0	0	0	0	25	23
Female-headed Households:	0		0		0			

Income Catearv:

	Owner	Renter	Total	Person
Extremely Low	0	0	0	11
Low Mod	0	0	0	14
Moderate	0	0	0	0
Non Low Moderate	0	0	0	0
Total	0	0	0	25
Percent Low/Mod				100.0%

Annual Accomplishments

Years	Accomplishment Narrative	# Benefitting
2017	Project is complete. Funds will be used to provide medication assistance, medical supplies and/or DME to elderly clients. Project outcome #1 of promoting more independent living for McAllen elderly was met. Project leveraged \$7,000 from City of Mission(CDBG)and \$3,000 from City of Pharr (CDBG).	

PGM Year: 2017
Project: 0023 - McAllen Food Pantry
IDIS Activity: 1644 - 2017 McAllen Food Pantry

Status: Open Objective: Create suitable living environments
 Location: 2317 Ithaca Ave McAllen, TX 78501-7716 Outcome: Availability/accessibility
 Matrix Code: Food Banks (05W) National Objective: LMC

Initial Funding Date: 02/14/2018

Description:
 Funds will be used for the purchase of food to be distributed via 5 pantries.

Financing

	Fund Type	Grant Year	Grant	Funded Amount	Drawn In Program Year	Drawn Thru Program Year
CDBG	EN	2017	B17MC480506	\$39,000.00	\$35,000.00	\$35,000.00
Total	Total			\$39,000.00	\$35,000.00	\$35,000.00

Proposed Accomplishments

People (General) : 5,000

Actual Accomplishments

Number assisted:

	Owner		Renter		Total		Person	
	Total	Hispanic	Total	Hispanic	Total	Hispanic	Total	Hispanic
White:	0	0	0	0	0	0	5,026	4,844
Black/African American:	0	0	0	0	0	0	6	0
Asian:	0	0	0	0	0	0	48	0
American Indian/Alaskan Native:	0	0	0	0	0	0	4	4
Native Hawaiian/Other Pacific Islander:	0	0	0	0	0	0	0	0
American Indian/Alaskan Native & White:	0	0	0	0	0	0	0	0
Asian White:	0	0	0	0	0	0	0	0
Black/African American & White:	0	0	0	0	0	0	0	0
American Indian/Alaskan Native & Black/African American:	0	0	0	0	0	0	0	0
Other multi-racial:	0	0	0	0	0	0	0	0
Asian/Pacific Islander:	0	0	0	0	0	0	0	0
Hispanic:	0	0	0	0	0	0	0	0
Total:	0	0	0	0	0	0	5,084	4,848
Female-headed Households:	0		0		0			

Income Cateaarv:

	Owner	Renter	Total	Person
Extremely Low	0	0	0	4,647
Low Mod	0	0	0	324
Moderate	0	0	0	113
Non Low Moderate	0	0	0	0
Total	0	0	0	5,084
Percent Low/Mod				100.0%

Annual Accomplishments

Years	Accomplishment Narrative	# Benefitting
2017	Project is underway. Funds were used for the purchase of food primarily from the Food Bank of the RGV to be distributed to families via five local pantries. Project outcome #1 of increasing nutritional assistance was met. Project outcome #2 of reducing incidence of hunger was met. Project leveraged \$3,000 from private donation and \$3,000 and Catholic Charities.	

PGM Year: 2017
Project: 0027 - Silver Ribbon Community Partners
IDIS Activity: 1646 - 2017 Silver Ribbon Community Partners

Status: Open Objective: Create suitable living environments
 Location: 1919 Austin Ave McAllen, TX 78501-7030 Outcome: Availability/accessibility
 Matrix Code: Other Public Services Not Listed in 05A- National Objective: LMC

Initial Funding Date: 02/14/2018

Description:

Funds will be pay for homeless prevention, medication, physician, dental visits, glasses, DME.

Financing

	Fund Type	Grant Year	Grant	Funded Amount	Drawn In Program Year	Drawn Thru Program Year
CDBG	EN	2017	B17MC480506	\$5,000.00	\$0.00	\$0.00
Total	Total			\$5,000.00	\$0.00	\$0.00

Proposed Accomplishments

People (General) : 10

Actual Accomplishments

Number assisted:

	Owner		Renter		Total		Person	
	Total	Hispanic	Total	Hispanic	Total	Hispanic	Total	Hispanic
White:	0	0	0	0	0	0	0	0
Black/African American:	0	0	0	0	0	0	0	0
Asian:	0	0	0	0	0	0	0	0
American Indian/Alaskan Native:	0	0	0	0	0	0	0	0
Native Hawaiian/Other Pacific Islander:	0	0	0	0	0	0	0	0
American Indian/Alaskan Native & White:	0	0	0	0	0	0	0	0
Asian White:	0	0	0	0	0	0	0	0
Black/African American & White:	0	0	0	0	0	0	0	0
American Indian/Alaskan Native & Black/African American:	0	0	0	0	0	0	0	0
Other multi-racial:	0	0	0	0	0	0	0	0
Asian/Pacific Islander:	0	0	0	0	0	0	0	0
Hispanic:	0	0	0	0	0	0	0	0
Total:	0	0	0	0	0	0	0	0

Female-headed Households:

Total	0	0	0
-------	---	---	---

Income Cateaarv:

	Owner	Renter	Total	Person
Extremely Low	0	0	0	0
Low Mod	0	0	0	0
Moderate	0	0	0	0
Non Low Moderate	0	0	0	0
Total	0	0	0	0
Percent Low/Mod				

Annual Accomplishments

2017 Project is underway. Funds were used for equipment and services provided to clients of Adult Protective Services. All expenditures will be shown in the next fiscal year's report.

PGM Year: 2017
Project: 0031 - The Salvation Army
IDIS Activity: 1647 - 2017 The Salvation Army

Status: Open Objective: Create suitable living environments
Location: 1600 N 23rd St McAllen, TX 78501-6737 Outcome: Availability/accessibility
Matrix Code: Other Public Services Not Listed in 05A- National Objective: LMC

Initial Funding Date: 02/14/2018

Description:

Funds will be used to provide homeless prevention, bus tickets, and work clothes for shelter clients.

Financing

	Fund Type	Grant Year	Grant	Funded Amount	Drawn In Program Year	Drawn Thru Program Year
CDBG	EN	2017	B17MC480506	\$12,000.00	\$8,355.00	\$8,355.00
Total	Total			\$12,000.00	\$8,355.00	\$8,355.00

Proposed Accomplishments

People (General) : 18

Actual Accomplishments

Number assisted:

	Owner		Renter		Total		Person	
	Total	Hispanic	Total	Hispanic	Total	Hispanic	Total	Hispanic
White:	0	0	0	0	0	0	68	60
Black/African American:	0	0	0	0	0	0	1	0
Asian:	0	0	0	0	0	0	0	0
American Indian/Alaskan Native:	0	0	0	0	0	0	0	0
Native Hawaiian/Other Pacific Islander:	0	0	0	0	0	0	0	0
American Indian/Alaskan Native & White:	0	0	0	0	0	0	0	0
Asian White:	0	0	0	0	0	0	0	0
Black/African American & White:	0	0	0	0	0	0	0	0
American Indian/Alaskan Native & Black/African American:	0	0	0	0	0	0	0	0
Other multi-racial:	0	0	0	0	0	0	0	0
Asian/Pacific Islander:	0	0	0	0	0	0	0	0
Hispanic:	0	0	0	0	0	0	0	0
Total:	0	0	0	0	0	0	69	60

Female-headed Households: 0 0 0

Income Category:

	Owner	Renter	Total	Person
Extremely Low	0	0	0	60
Low Mod	0	0	0	9
Moderate	0	0	0	0
Non Low Moderate	0	0	0	0
Total	0	0	0	69
Percent Low/Mod				100.0%

Annual Accomplishments

Years	Accomplishment Narrative	# Benefitting
2017	Project is underway. Funds were used for the purchase of work clothes, transportation vouchers and homeless prevention activities. Project outcome #1 of assisting individuals in meeting their basic human needs was met. Project outcome #2 of maintaining families and individuals in their homes by preventing homelessness was met. Project outcome #3 of assisting shelter clients obtain a high degree of professionalism by equipping them with the proper business attire and offering life skills classes was met. Project outcome #4 of helping clients meet their health/physical needs with prescription medication vouchers was met. Project outcome #5 of assisting residents better themselves physically and mentally by helping them reconnect with loved ones and/or relocate to a rehabilitation center for assistance from substance was met. Project outcome #6 of providing clients with the opportunity to move toward independent living through the Life Skill Training Program was met. Project outcome #7 of helping clients cope with stress, anger and conflict resolution, goal setting and budgeting was met. Project outcome #8 of equipping clients for job readiness through classes for computer skills, resume building, and interview preparation was met. Project leveraged \$6,000 from private donations and \$6,000 from the Thrift Store.	

PGM Year: 2017
Project: 0033 - United Way of South Texas
IDIS Activity: 1648 - 2017 United Way of South Texas

Status: Open Objective: Create suitable living environments
 Location: 113 Pecan Blvd McAllen, TX 78501-9620 Outcome: Availability/accessibility
 Matrix Code: Transportation Services (05E) National Objective: LMC

Initial Funding Date: 02/14/2018

Description:

Funds will be used for transportation services.

Financing

	Fund Type	Grant Year	Grant	Funded Amount	Drawn In Program Year	Drawn Thru Program Year
CDBG	EN	2017	B17MC480506	\$5,000.00	\$5,000.00	\$5,000.00
Total	Total			\$5,000.00	\$5,000.00	\$5,000.00

Proposed Accomplishments

People (General) : 100

Actual Accomplishments

Number assisted:

	Owner		Renter		Total		Person	
	Total	Hispanic	Total	Hispanic	Total	Hispanic	Total	Hispanic
White:	0	0	0	0	0	0	95	86
Black/African American:	0	0	0	0	0	0	1	1
Asian:	0	0	0	0	0	0	0	0
American Indian/Alaskan Native:	0	0	0	0	0	0	1	1
Native Hawaiian/Other Pacific Islander:	0	0	0	0	0	0	0	0
American Indian/Alaskan Native & White:	0	0	0	0	0	0	0	0
Asian White:	0	0	0	0	0	0	0	0
Black/African American & White:	0	0	0	0	0	0	0	0
American Indian/Alaskan Native & Black/African American:	0	0	0	0	0	0	0	0
Other multi-racial:	0	0	0	0	0	0	0	0
Asian/Pacific Islander:	0	0	0	0	0	0	0	0
Hispanic:	0	0	0	0	0	0	0	0
Total:	0	0	0	0	0	0	97	88

Female-headed Households: 0 0 0

Income Cateaarv:

	Owner	Renter	Total	Person
Extremely Low	0	0	0	96
Low Mod	0	0	0	1
Moderate	0	0	0	0
Non Low Moderate	0	0	0	0
Total	0	0	0	97
Percent Low/Mod				100.0%

Annual Accomplishments

Years	Accomplishment Narrative	# Benefitting
2017	Project is complete. Funds are used to provide bus vouchers to clients. Project outcome #1 of preventing people from visiting emergency rooms or hospital admissions by securing transportation to medical appointments was met. Project outcome #2 of aiding in securing jobs as a result of using vouchers to go to interviews was met. Project outcome #3 of helping keep clients employed by providing vouchers to get to and from work was met. Project leveraged \$25,000 from Community Impact Money.	

PGM Year: 2017
Project: 0028 - Women Together Foundation, Inc.
IDIS Activity: 1649 - 2017 Women Together Foundation, Inc.

Status: Open **Objective:** Create suitable living environments
Location: 511 N Cynthia St McAllen, TX 78501-8712 **Outcome:** Availability/accessibility
Matrix Code: Services for victims of domestic **National Objective:** LMC

Initial Funding Date: 02/14/2018

Description:

Funds will be used for homeless prevention, transportation, medication and work clothes.

Financing

	Fund Type	Grant Year	Grant	Funded Amount	Drawn In Program Year	Drawn Thru Program Year
CDBG	EN	2017	B17MC480506	\$2,000.00	\$1,248.98	\$1,248.98
Total	Total			\$2,000.00	\$1,248.98	\$1,248.98

Proposed Accomplishments

People (General) : 630

Actual Accomplishments

Number assisted:

	Owner		Renter		Total		Person	
	Total	Hispanic	Total	Hispanic	Total	Hispanic	Total	Hispanic
White:	0	0	0	0	0	0	301	271
Black/African American:	0	0	0	0	0	0	0	0
Asian:	0	0	0	0	0	0	0	0
American Indian/Alaskan Native:	0	0	0	0	0	0	0	0
Native Hawaiian/Other Pacific Islander:	0	0	0	0	0	0	0	0
American Indian/Alaskan Native & White:	0	0	0	0	0	0	0	0
Asian White:	0	0	0	0	0	0	0	0
Black/African American & White:	0	0	0	0	0	0	0	0
American Indian/Alaskan Native & Black/African American:	0	0	0	0	0	0	0	0
Other multi-racial:	0	0	0	0	0	0	0	0
Asian/Pacific Islander:	0	0	0	0	0	0	0	0
Hispanic:	0	0	0	0	0	0	0	0
Total:	0	0	0	0	0	0	301	271
Female-headed Households:	0		0		0			

Income Cateaarv:

	Owner	Renter	Total	Person
Extremely Low	0	0	0	60
Low Mod	0	0	0	241
Moderate	0	0	0	0
Non Low Moderate	0	0	0	0
Total	0	0	0	301
Percent Low/Mod				100.0%

Annual Accomplishments

Years	Accomplishment Narrative	# Benefitting
2017	Project is complete. Funds were used to replace sofas in the shelter facility. Project outcome #1 of providing case management services and a safe haven was met. Project outcome #2 of ensuring quality amenities for persons fleeing domestic violence and sexual assault was met. Project leveraged \$5,000 from Emergency Solutions Grants and \$5,000 from private donations. Balance will be reprogrammed into FY 2019-2020.	

PGM Year: 2017
Project: 0029 - General CDBG Administration
IDIS Activity: 1650 - 2017 General Administration

Status: Open Objective:
 Location: , Outcome:
 Matrix Code: General Program Administration (21A) National Objective:

Initial Funding Date: 02/14/2018

Description:

Funds will be used for the purchase and distribution of bus vouchers.

Financing

	Fund Type	Grant Year	Grant	Funded Amount	Drawn In Program Year	Drawn Thru Program Year
CDBG	EN	2017	B17MC480506	\$275,875.00	\$268,629.38	\$268,629.38
Total	Total			\$275,875.00	\$268,629.38	\$268,629.38

Proposed Accomplishments

Actual Accomplishments

Number assisted:

	Owner		Renter		Total		Person	
	Total	Hispanic	Total	Hispanic	Total	Hispanic	Total	Hispanic
White:					0	0		
Black/African American:					0	0		
Asian:					0	0		
American Indian/Alaskan Native:					0	0		
Native Hawaiian/Other Pacific Islander:					0	0		
American Indian/Alaskan Native & White:					0	0		
Asian White:					0	0		
Black/African American & White:					0	0		
American Indian/Alaskan Native & Black/African American:					0	0		
Other multi-racial:					0	0		
Asian/Pacific Islander:					0	0		
Hispanic:					0	0		
Total:	0	0	0	0	0	0	0	0

Female-headed Households: 0

Income Categorv:

	Owner	Renter	Total	Person
Extremely Low			0	
Low Mod			0	
Moderate			0	
Non Low Moderate			0	
Total	0	0	0	0
Percent Low/Mod				

Annual Accomplishments

No data returned for this view. This might be because the applied filter excludes all data.

PGM Year: 2016
Project: 0002 - McAllen ISD 1
IDIS Activity: 1653 - 2016 MISD - Brown Middle School Track Improvements

Status: Open **Objective:** Create suitable living environments
Location: 2700 S Ware Rd McAllen, TX 78503-8491 **Outcome:** Availability/accessibility
Matrix Code: Parks, Recreational Facilities (03F) **National Objective:** LMA

Initial Funding Date: 06/29/2018

Description:
 Funds will be used for the construction installation of a walking jogging trail and related activities at the Brown Middle School campus.

Financing

	Fund Type	Grant Year	Grant	Funded Amount	Drawn In Program Year	Drawn Thru Program Year
CDBG	EN	2016	B16MC480506	\$121,785.00	\$0.00	\$0.00
Total	Total			\$121,785.00	\$0.00	\$0.00

Proposed Accomplishments

Public Facilities : 1
 Total Population in Service Area: 2,090
 Census Tract Percent Low / Mod: 53.35

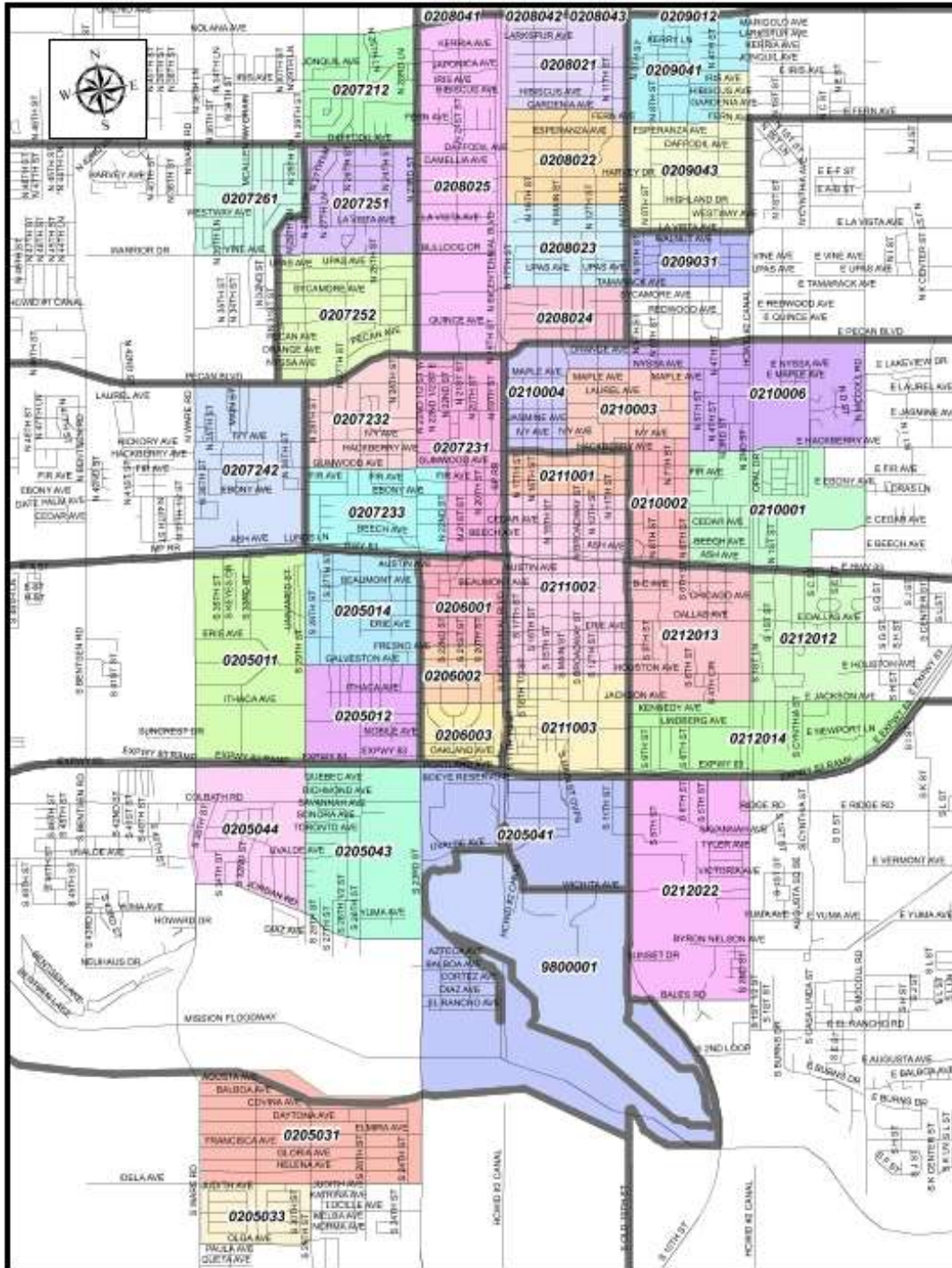
Annual Accomplishments

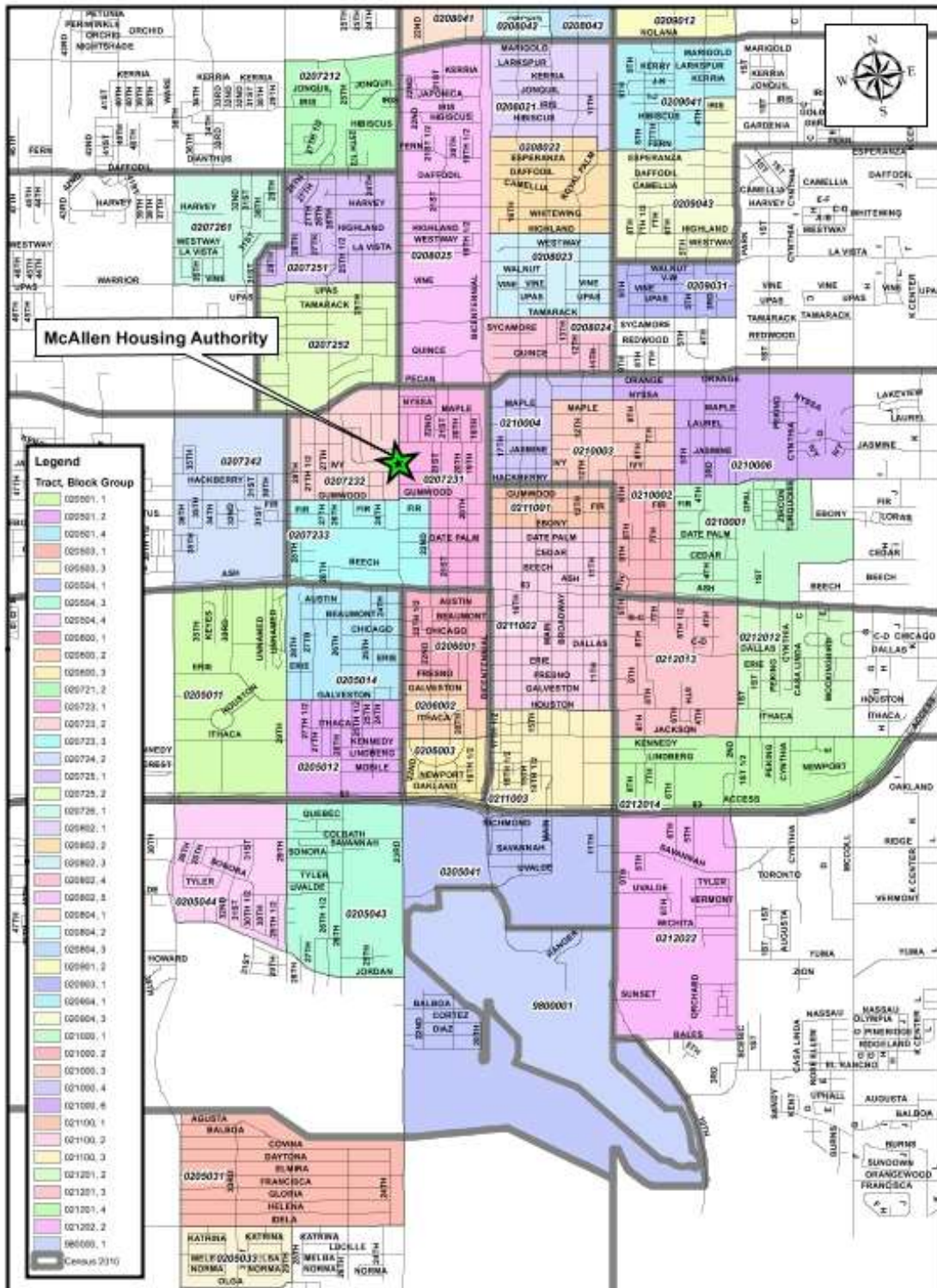
2017 Project is underway. However, no expenditures have been made due to a shortage in financing.

Total Funded Amount: \$17,145,429.91
Total Drawn Thru Program Year: \$16,016,443.74
Total Drawn In Program Year: \$1,209,237.02

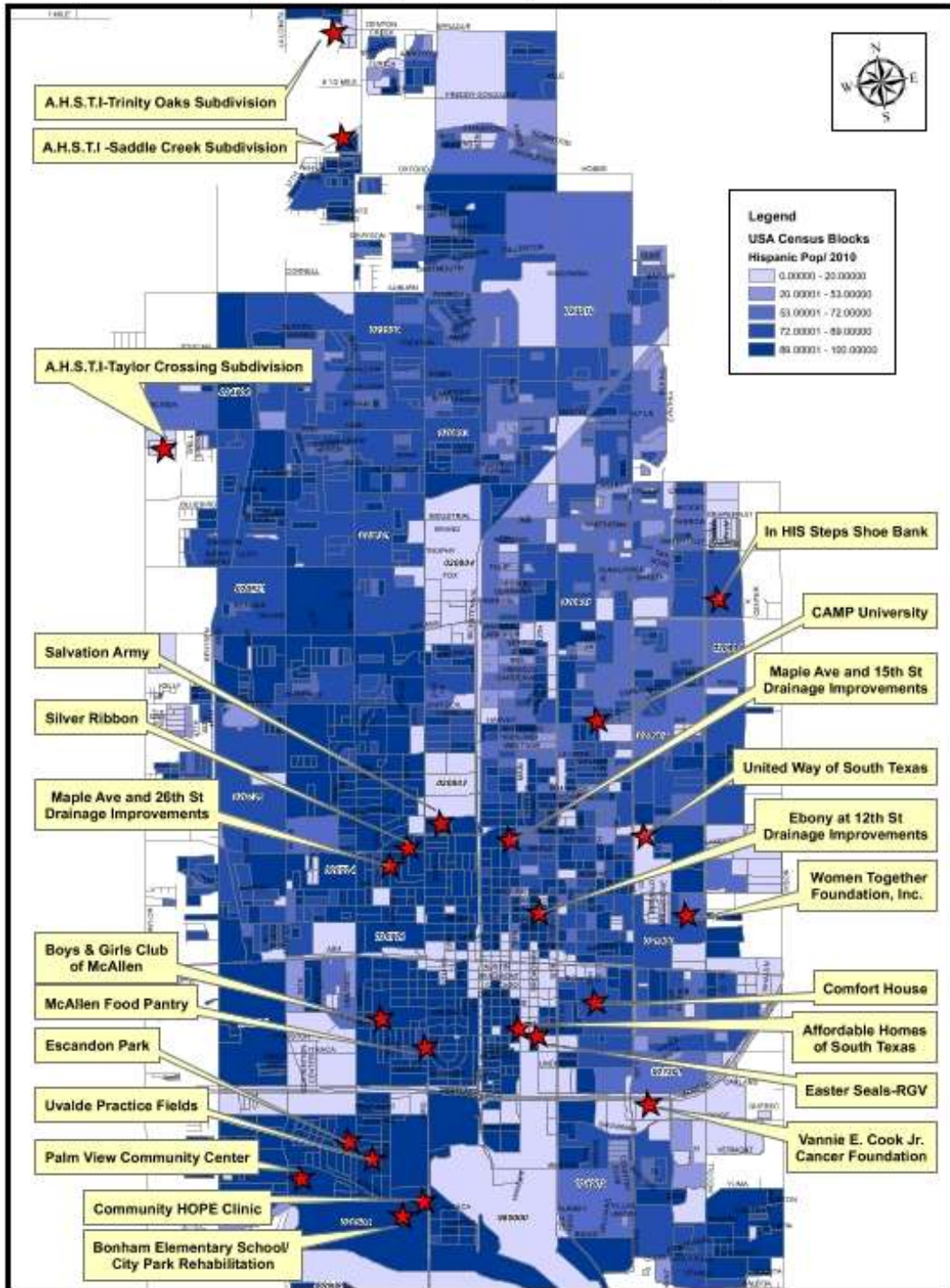
III. Maps

Census Tract Map (Low and Moderate Income Areas)

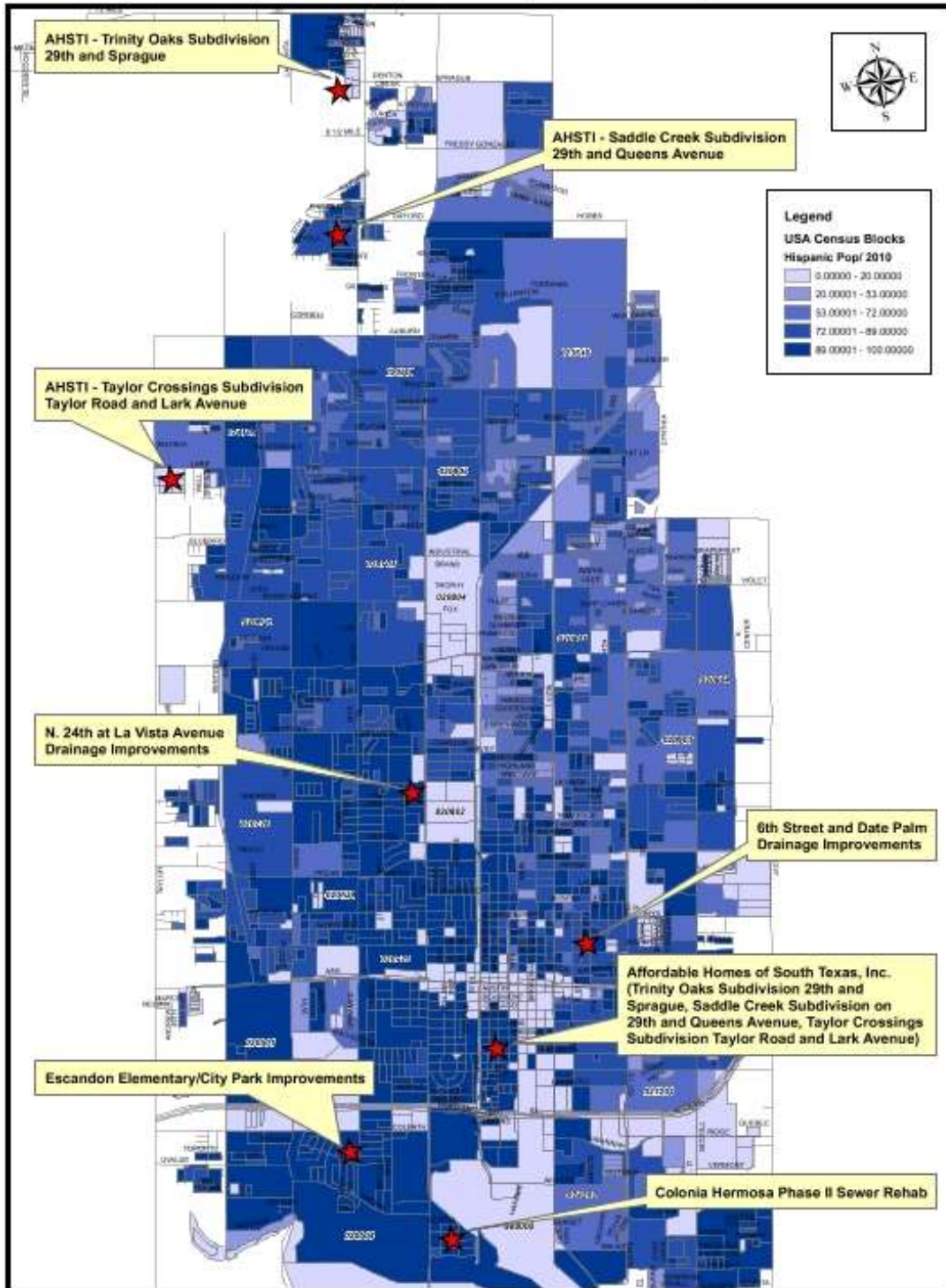




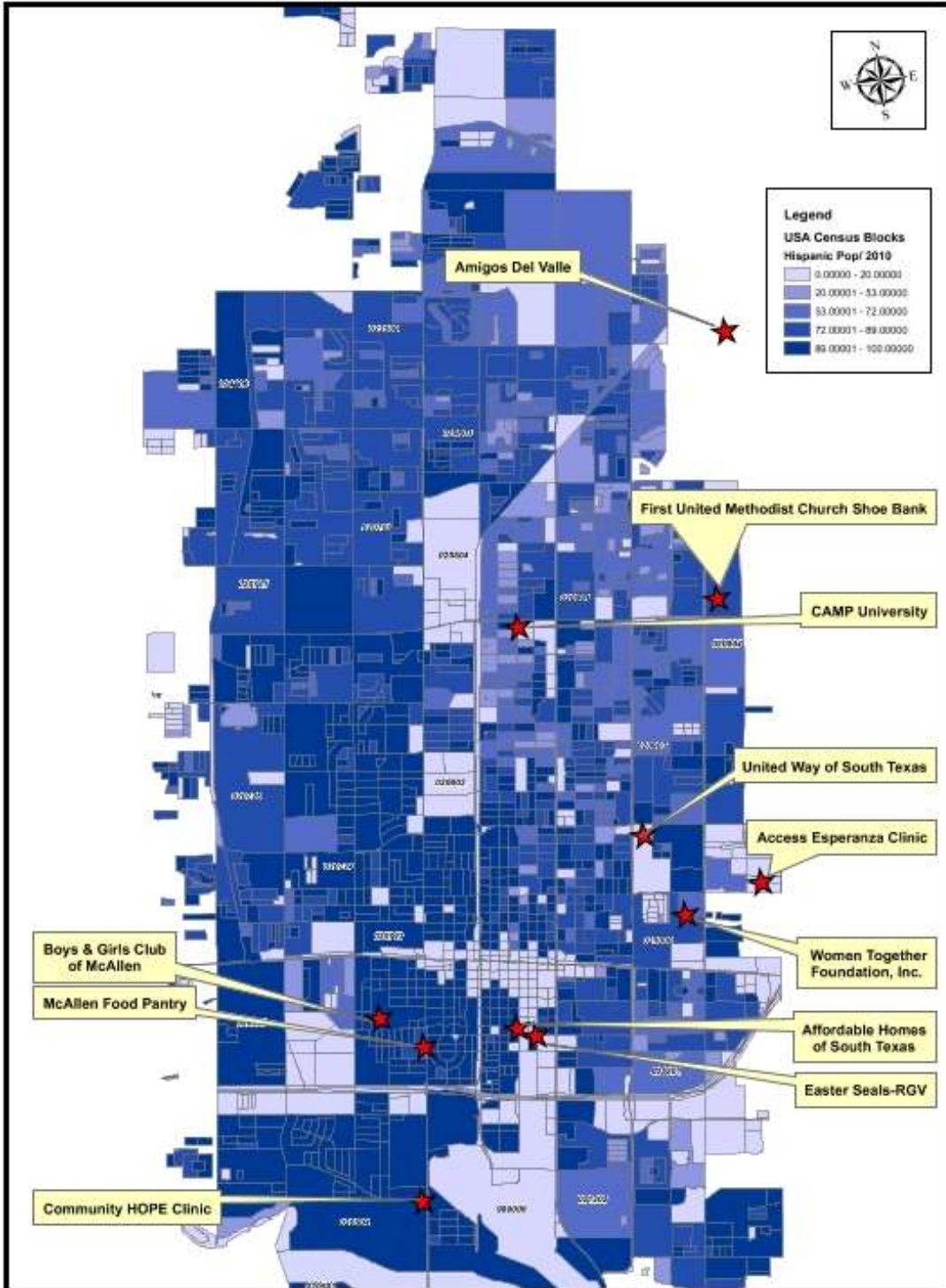
Projects/Hispanic Population Map



Projects/Hispanic Population Map



Projects/Hispanic Population Map



IV. Publications

**CITY OF MCALLEN
PUBLIC NOTICE**

In accordance with the U.S. Department of Housing and Urban Development (HUD) requirements, the City of McAllen hereby announces the forthcoming availability of the draft FY 2017-2018 Consolidated Annual Performance and Evaluation Report (CAPER) and the notice of FY 2016-2017 and 2017-2018 Action Plan proposed program and budget amendments.

A public hearing regarding the draft CAPER document and proposed program and budget amendments will be held on **Thursday, November 15, 2018 at 5:30 P.M. in the City Commission Chambers, City Hall, 3rd Floor, 1300 Houston, McAllen, Texas.**

The CAPER is composed of HUD's four formula programs: Community Development Block Grant (CDBG), HOME Investment Partnerships (HOME) Program, Emergency Solutions Grant (ESG) and Housing Opportunities for Persons with AIDS (HOPWA) Programs. The draft CAPER is a detailed listing of accomplishments achieved during the Fiscal Year. It is compared against the summation of the FY 2013-2017 Consolidated Plan and Strategy and the FY 2017-2018 Annual Action Plan which commenced on October 1, 2017 and ended on September 30, 2018.

The draft CAPER will be made available on **Friday, November 2, 2018**. It may be viewed at the Grant Administration Department/Community Development Office, City Hall, 2nd Floor, 1300 Houston Ave. Monday – Friday from 8:00 A.M. until Noon and 1:00 – 5:00 P.M., at the City's library facilities or online at www.mcallen.net.

Proposed Budget and Program Amendments:

1. A program amendment is necessary when there is at least a 25% reduction in the number of actual beneficiaries when compared to the proposed beneficiaries; a program amendment does not affect the project's budget, eligibility or expenditures. As it relates to the FY 2017-2018 CAPER, a program amendment is necessary for: (1) Boys and Girls Club of McAllen, (2) CASA of Hidalgo County and (3) Women Together Foundation, Inc.

2. A program and budget amendment is proposed to delete the FY 2017 Roosevelt Elementary School Playground Improvements Project and reprogrammed the entire \$70,150 allocation into the FY 2016 Brown Middle School Track Improvements Project. Program requirements have hindered the completion of the environmental review for the Roosevelt Elementary School Project and the Brown Middle School project has a financial deficit.

Comments regarding the draft CAPER and program and budget amendments will be accepted until Monday, December 3, 2018 at 5:00 P.M. After said date and time and no later than December 29, 2018, the CAPER will be remitted to HUD.

Interested parties are encouraged to attend the public hearing or make their views known.

For more information, please contact the Grant Administration Department/Community Development Office at (956) 681-1030. Written comments may be forwarded to:

Yvette Balderas, Director
City of McAllen – Grant Administration Department
P.O. Box 220
McAllen, TX 78505-0220

CIUDAD DE MCALLEN

NOTICIA DE AUDIENCIA PUBLICA

De conformidad con los requisitos del Departamento de Vivienda y Desarrollo Urbano de Estados Unidos (HUD, por sus siglas en inglés), la ciudad de McAllen, por la presente, anuncia la inminente disponibilidad del proyecto del Reporte Anual Consolidado de Evaluación y Rendimiento del Año Fiscal 2017-2018 (CAPER) y el aviso del programa propuesto de Plan de Acción del Año Fiscal 2016-2017 y 2017-2018 y las enmiendas al presupuesto.

Una audiencia pública sobre el proyecto CAPER y sobre el propuesto programa y enmiendas al presupuesto se realizará el **jueves 15 de noviembre de 2018 a las 5:30 P.M. en la Sala de Comisionados de la Ciudad**, 3er piso, 1300 Houston, McAllen, Texas.

El CAPER se compone de cuatro programas fórmula de HUD: Subsidios Para el Desarrollo Comunitario (CDBG), Sociedad de Inversiones (HOME), Soluciones de Emergencia (ESG) y Oportunidades de Vivienda Para las Personas con SIDA (HOP-WA). El proyecto CAPER es un listado detallado de los logros alcanzados durante el año Fiscal. Se compara contra la sumatoria del Plan Consolidado y Estrategia del Año Fiscal 2013-2017 y el Plan de Acción Anual del Año Fiscal 2017-2018 que comenzó el 1 de octubre de 2017 y terminó el 30 de septiembre de 2018.

El proyecto CAPER estará disponible el **viernes 2 de noviembre de 2018**. Puede verse en el Departamento de Administración de Subvenciones/Oficina de Desarrollo Comunitario, City Hall, 2do piso, 1300 Houston Ave. de lunes a viernes de 8:00 A.M hasta el mediodía y de 1:00 a 5:00 P.M , en las instalaciones de la biblioteca de la Ciudad, o en línea en www.mcallen.net.

Presupuesto Propuesto y Enmiendas al Programa:

1. Una enmienda al programa es necesaria cuando hay por lo menos una reducción del 25% en el número de beneficiarios reales en comparación con los propuestos beneficiarios; una enmienda del programa no afecta el presupuesto del proyecto, su elegibilidad o gastos. En lo que se refiere al CAPER, Año Fiscal 2017-2018, una modificación del programa es necesaria para: (1) Boys and Girls Club de McAllen, (2) Banco de Calzado de McAllen (3) CASA del Condado de Hidalgo (4) Fundación Mujeres Unidas, Inc.

2. Una enmienda al programa y presupuesto se propone eliminar el proyecto de mejoras de patio de Roosevelt Elementary School del Año Fiscal 2016 y reprogramar la asignación total de \$70.150 en el proyecto del Año Fiscal 2017 de mejoras de Pistas en Brown Middle School. Los requisitos del programa han impedido la terminación de la revisión ambiental para el proyecto de la escuela primaria Roosevelt y el proyecto de Brown Middle School tiene un déficit financiero.

Los comentarios referentes al proyecto CAPER y a las enmiendas del programa y presupuesto se aceptarán hasta el **lunes 3 de diciembre de 2018 a las 5:00 P.M.** Después de dicha fecha y hora, y no más tarde del 29 de diciembre de 2018, CAPER será remitido a HUD.

Los interesados están invitados a asistir a la audiencia pública o a dar a conocer sus puntos de vista.

Para obtener más información, por favor, ponerse en contacto con el Departamento de Administración de Subvenciones/Oficina de Desarrollo Comunitario en el (956) 681-1030. Los comentarios escritos pueden enviarse a:

Yvette Balderas, Director
 Ciudad de McAllen – Departamento de Administración de Subvenciones
 P.O. Box 220
 McAllen, TX 78505-0220