

**NOTICE OF MEETING TO BE HELD BY THE ANZALDUAS INTERNATIONAL BRIDGE
BOARD OF TRUSTEES**

DATE: Monday, July 13, 2020
TIME: 12:00 P.M.
PLACE: Council Chambers – McAllen City Hall, Third Floor

SUBJECT MATTERS:

1. Approval of minutes for the Regular Meeting held on June 8, 2020.
2. Anzalduas Intl. Bridge Southbound Empty Traffic Report.
3. Anzalduas Southbound Traffic Count by Category – June 2020.
4. Anzalduas International Bridge Financial Statement for the period ending May 31, 2020.
5. Consider and Approve proposed budget for FY2020-2021
6. Consideration and Approval of Schematic Design Services for Anzalduas International Bridge Northbound & Southbound Commercial Lanes Project
7. Madero Project Report
8. Discussion and consideration for support letter to the City of Mission – Madero Project
9. Chairman's, City Manager's, Superintendent of Bridges', Customs and Border Protection, Maquila Manager's Report:
10. Engineering Report.
11. EXECUTIVE SESSION, CHAPTER 551, TEXAS GOVERNMENT CODE, SECTION 551.071 ATTORNEY-CLIENT PRIVILEGE AND PENDING OR CONTEMPLATING LITIGATION, SECTION 551.072 LAND TRANSACTION, SECTION 551.074 PERSONNEL MATTERS AND SECTION 551.086 DELIBERATION REGARDING ECONOMIC DEVELOPMENT NEGOTIATIONS.
 - a. Consultation with City Attorney regarding legal issues related to possible litigation to validate use of bonds for Bridge projects. (T.G.C. 551.071)
 - b. Consultation with City Attorney regarding professional services (T.G.C. 551.071)
 - c. Consultation with City Attorney regarding economic development (T.G.C. 551.087)

ADJOURNMENT

CERTIFICATION

I, the Undersigned authority, do hereby certify that the agenda of the meeting to be held by the McAllen/Hidalgo International Toll Bridge Board of Trustees is a true and correct copy and that I posted a true and correct copy of said notice on the bulletin board in the Municipal Building, a place convenient and readily accessible to the general public at all times, and said Notice was posted on the **8th** day of **July, 2020** at **11:00 a.m.** and will remain so posted continuously for at least 72 hours preceding the scheduled time of said meeting in accordance with Chapter 551 of the Texas Government Code.



Hilda Cavazos, Office Manager

If accommodations for a disability are required, notify the City Manager's Office at 681-1001 prior to the meeting.

Anzalduas International Bridge

STANDARDIZED RECOMMENDATION FORM

CITY COMMISSION _____
UTILITY BOARD _____
ANZALDUAS BRIDGE X

AGENDA ITEM 1
DATE SUBMITTED 7/8/20
MEETING DATE 7/13/20

1. Agenda Item: Approval of minutes for the Regular Meeting held on June 8, 2020.

2. Party Making Request: Juan Olaguibel, Superintendent of Bridges

3. Nature of Request: (Brief Overview) Attachments: X Yes No

4. Policy Implication: _____

5. Budgeted: Yes No N/A

Bid Amount: _____

Budgeted Amount: _____

Under Budget: _____

Over Budget: _____

Amount Remaining: _____

If over budget how will it be paid for: _____

6. Alternate option/costs: _____

7. Routing:

<u>NAME/TITLE</u>	<u>INITIAL</u>	<u>DATE</u>	<u>CONCURRENCE</u>	
a) _____			<u> </u> Yes	<u> </u> No
b) _____			<u> </u> Yes	<u> </u> No
c) _____			<u> </u> Yes	<u> </u> No

8. Staff's Recommendation: Approve

Advisory Board: Approved Disapproved None

City Attorney: Approved Disapproved None

Manager's Recommendation: Approved Disapproved None

**STATE OF TEXAS
COUNTY OF HIDALGO
CITY OF MCALLEN**

The Anzalduas International Toll Bridge Board of Trustees met in joint session on June 8, 2020 in the Council Chambers – McAllen City Hall, Third Floor with the following present:

ANZALDUAS BRIDGE BOARD:

Jim Darling	Mayor of McAllen-Chairman
Armando Ocaña	Mayor of Mission-Vice Chairman
Javier Villalobos	Bridge Board Member
Veronica Whitacre	Bridge Board Member
Martin Anzaldua	Bridge Board Member
Yvette Cabrera	Mayor of Granjeno non-voting member

ABSENT:

Sergio Coronado	Mayor of Hidalgo
-----------------	------------------

ALSO PRESENT:

Roel “Roy” Rodriguez P.E.	City Manager, McAllen
Randy Perez	City Manager, Mission
Julian Gonzalez	City Manager, Hidalgo
Juan Olaguibel	Interim Superintendent of Bridges, McAllen
Hilda Cavazos	Office Manager, McAllen
Elizabeth Betancourt	Adm. Asst. McAllen
Kevin Pagan	City Attorney, McAllen
Michelle Rivera	Asst. City Manager, McAllen
Sergio Villasana	Finance Director, McAllen
Maria Chavero	Asst. Finance Director, McAllen
Angie Rodriguez	Budget Director, McAllen
Yvette Barrera	Engineering Director, McAllen
Eduardo Mendoza	Deputy Director Engineering, McAllen
Sylvia Briones	Customs and Border Protection
Gustavo Martinez	City of Mission

THE MEETING WAS CALLED TO ORDER AT 12:03 P.M. by Mayor Jim Darling.

1. Approval of Minutes for the Regular Meeting held on May 11, 2020.

A motion was made by Mayor Armando Ocaña, seconded by Mr. Martin Anzaldua and carried unanimously to approve the minutes for the regular meeting held May 11, 2020 as presented.

2. Anzalduas Intl. Bridge Southbound Empty Traffic Report.

Interim Superintendent of Bridges’, Juan Olaguibel reported the Anzalduas Southbound Empty Traffic Report for the month of May 2020.

3. Anzalduas Southbound Traffic Count by Category – May 2020.

Interim Superintendent of Bridges', Juan Olaguibel reported the Anzalduas Intl. Bridge Southbound Traffic Count by category for the month of May 2020.

4. Anzalduas International Bridge Financial Statement for the period ending April 30, 2020.

A motion was made by Mayor Armando Ocaña, seconded by Commissioner Javier Villalobos, and carried unanimously to accept the financial statement for the period ending April 30, 2020 as presented.

5. Consideration and Approval of Change Order No. 5 for Anzalduas International Bridge Northbound Inspection Project (Project No. 02-19-C10-556)

A motion was made by Commissioner Javier Villalobos, seconded by Mr. Martin Anzaldua and carried unanimously to approve Change Order No. 5 for Anzalduas International Bridge Northbound Inspection Project as presented.

6. Contract Amendment #4 – Additional Professional Services for the Anzalduas Northbound Lane Expansion Project.

A motion was made by Mayor Armando Ocaña, seconded by Mayor Pro-Tem Veronica Whitacre and carried unanimously to approve contract amendment #4 as presented.

7. Chairman's, City Manager's, Superintendent of Bridges', Customs and Border Protection, Maquila Manager's Report.

Interim Superintendent of Bridges', Juan Olaguibel reported SAT has approved Mahrnos' conceptual layout for their Customs' facility and are not proceeding to the next phase of design.

8. Engineering Report

No Report

9. EXECUTIVE SESSION, CHAPTER 551, TEXAS GOVERNMENT CODE, SECTION 551.071 ATTORNEY-CLIENT PRIVILEGE AND PENDING OR CONTEMPLATING LITIGATION, SECTION 551.072 LAND TRANSACTION, SECTION 551.074 PERSONNEL MATTERS AND SECTION 551.086 DELIBERATION REGARDING ECONOMIC DEVELOPMENT NEGOTIATIONS.

- a. Consultation with City Attorney regarding legal issues related to appointment of Superintendent of Bridges' (T.G.C. 551.071)
- b. Consultation with City Attorney regarding economic development (T.G.C. 551.087)

At 12:20pm a motion was made by Mayor Armando Ocaña, seconded by Mr. Martin Anzaldua and carried unanimously to discuss item 9a and 9b in executive session.

Mayor Jim Darling reconvened the meeting at 12:33pm and announced the actions of executive session 9a and 9b.

9a. A motion was made by Mayor Armando Ocaña, seconded by Commissioner Javier Villalobos and carried unanimously to appoint Juan Olaguibel as Superintendent of Bridges.

9b. No action

ADJOURNMENT

There being no other business to come before the Board, Mayor Jim Darling adjourned the meeting at 12:35 pm.

Mayor Jim Darling, Chairman

ATTEST:

Juan Olaguibel, Bridge Superintendent

Anzalduas International Bridge

STANDARDIZED RECOMMENDATION FORM

CITY COMMISSION _____
UTILITY BOARD _____
ANZALDUAS BRIDGE X

AGENDA ITEM 2
DATE SUBMITTED 7/8/20
MEETING DATE 7/13/20

1. Agenda Item: Anzalduas Intl. Bridge Southbound Empty Traffic Report.

2. Party Making Request: Juan Olaguibel, Superintendent of Bridges

3. Nature of Request: (Brief Overview) Attachments: X Yes No

4. Policy Implication: _____

5. Budgeted: Yes No N/A

Bid Amount: _____

Under Budget: _____

Budgeted Amount: _____

Over Budget: _____

Amount Remaining: _____

If over budget how will it be paid for: _____

6. Alternate option/costs: _____

7. Routing:

<u>NAME/TITLE</u>	<u>INITIAL</u>	<u>DATE</u>	<u>CONCURRENCE</u>
a) _____			Yes _____ No _____
b) _____			Yes _____ No _____
c) _____			Yes _____ No _____

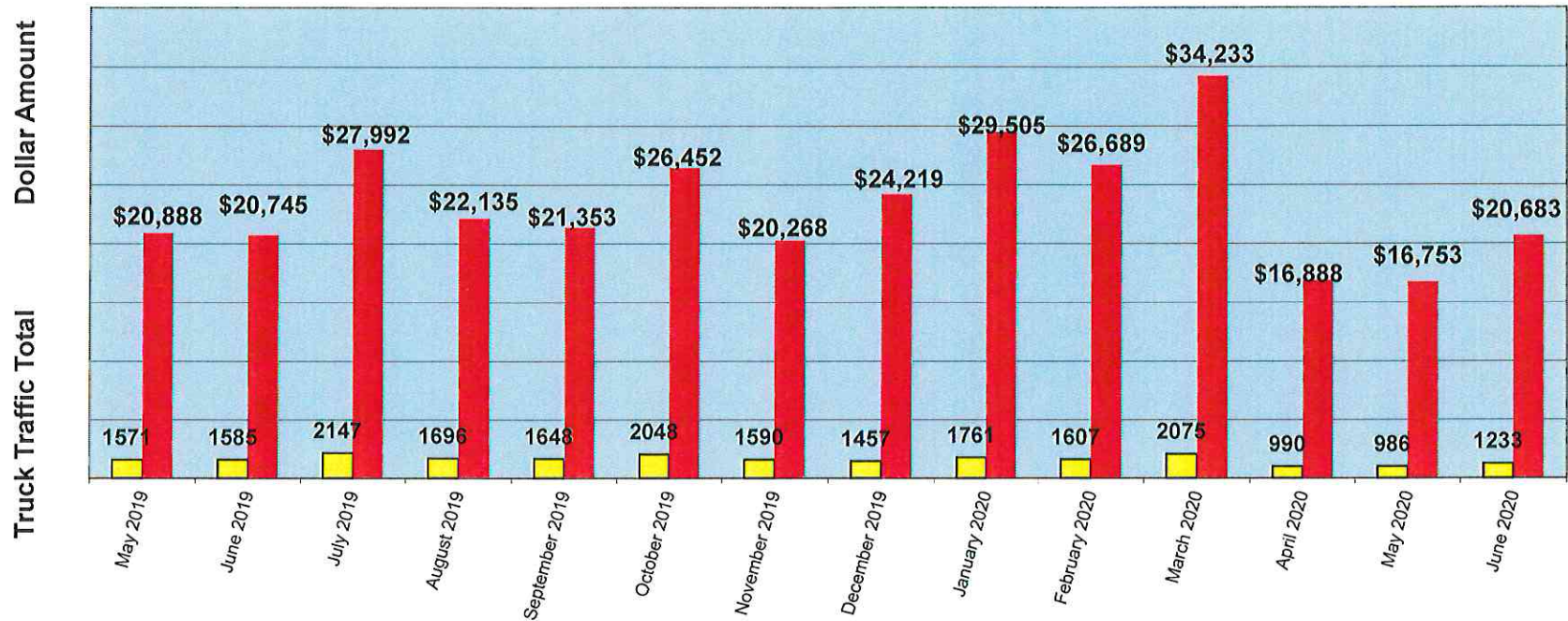
8. Staff's Recommendation: Report Only

Advisory Board: Approved Disapproved None

City Attorney: Approved Disapproved None

Manager's Recommendation: Approved Disapproved None

Anzalduas Commercial Traffic



Anzalduas International Bridge

STANDARDIZED RECOMMENDATION FORM

CITY COMMISSION _____
UTILITY BOARD _____
ANZALDUAS BRIDGE _____ X _____

AGENDA ITEM 3
DATE SUBMITTED 7/8/20
MEETING DATE 7/13/20

1. Agenda Item: Anzalduas Southbound Traffic Count by Category – June 2020.

2. Party Making Request: Juan Olaguibel, Superintendent of Bridges

3. Nature of Request: (Brief Overview) Attachments: X Yes ___ No

4. Policy Implication: _____

5. Budgeted: ___ Yes ___ No ___ N/A

Bid Amount: _____

Under Budget: _____

Budgeted Amount: _____

Over Budget: _____

Amount Remaining: _____

If over budget how will it be paid for: _____

6. Alternate option/costs: _____

7. Routing:

<u>NAME/TITLE</u>	<u>INITIAL</u>	<u>DATE</u>	<u>CONCURRENCE</u>
a) _____			Yes ___ No
b) _____			Yes ___ No
c) _____			Yes ___ No

8. Staff's Recommendation: Report Only

Advisory Board: ___ Approved ___ Disapproved ___ None

City Attorney: ___ Approved ___ Disapproved ___ None

Manager's Recommendation: ___ Approved ___ Disapproved ___ None

Hidalgo-Pharr-Anzalduas-Donna

June 2020 Southbound Traffic (cars only)

June 2020	Day	Hidalgo June 2020	Hidalgo % of Traffic	Pharr June 2020	Pharr % of Traffic	Anzalduas June 2020	Anzalduas % of Traffic	Donna June 2020	Donna % of Traffic	Hidalgo May 2020	Hidalgo variance	Pharr May 2020	Pharr variance	Anzalduas May 2020	Anzalduas variance	Donna May 2020	Donna variance
1	Monday	3345	56%	1001	17%	1043	18%	552	9%	4192	(847)	0	1,001	1367	(324)	607	(55)
2	Tuesday	3613	58%	962	15%	1154	18%	546	9%	4110	(497)	0	962	1246	(92)	864	(318)
3	Wednesday	3837	57%	1078	16%	1258	19%	557	8%	1997	1840	0	1,078	614	644	409	148
4	Thursday	3887	57%	1099	16%	1272	19%	595	9%	3586	301	0	1,099	981	291	409	186
5	Friday	4644	55%	1266	15%	1775	21%	785	9%	3704	940	0	1,266	1067	708	495	290
6	Saturday	4159	54%	985	13%	1575	21%	923	12%	3758	401	0	985	1075	500	454	469
7	Sunday	2092	55%	489	13%	724	19%	465	12%	3849	(1757)	0	489	1132	(408)	540	(75)
8	Monday	3586	56%	1057	17%	1132	18%	612	10%	4787	(1201)	0	1,057	1754	(622)	724	(112)
9	Tuesday	3923	57%	1104	16%	1236	18%	604	9%	4407	(484)	0	1,104	1551	(315)	1,010	(406)
10	Wednesday	3946	56%	1116	16%	1287	18%	645	9%	2694	1252	0	1,116	858	429	538	107
11	Thursday	4159	57%	1131	15%	1348	18%	675	9%	3170	989	0	1,131	942	406	428	247
12	Friday	4861	60%	1360	17%	1947	24%	857	10%	3616	1245	0	1,360	1135	812	479	378
13	Saturday	4394	62%	1005	14%	1642	23%	927	13%	3768	626	0	1,005	1120	522	522	405
14	Sunday	2244	56%	517	13%	826	21%	437	11%	3886	(1642)	0	517	1167	(341)	545	(108)
15	Monday	3792	56%	1096	16%	1205	18%	627	9%	4934	(1142)	0	1,096	1705	(500)	678	(51)
16	Tuesday	3880	56%	1040	15%	1308	19%	668	10%	4084	(204)	0	1,040	1290	18	811	(143)
17	Wednesday	3982	56%	1114	16%	1352	19%	690	10%	2225	1757	0	1,114	754	598	453	237
18	Thursday	4059	56%	1104	15%	1439	20%	608	8%	3657	402	0	1,104	1031	408	513	95
19	Friday	4906	53%	1251	14%	2063	22%	972	11%	3988	918	0	1,251	1133	930	598	374
20	Saturday	4568	55%	1045	13%	1767	21%	950	11%	3974	594	0	1,045	1215	552	657	293
21	Sunday	2399	54%	557	13%	944	21%	534	12%	4071	(1672)	0	557	1290	(346)	645	(111)
22	Monday	3500	57%	976	16%	1109	18%	539	9%	5236	(1736)	0	976	2160	(1051)	936	(397)
23	Tuesday	3779	56%	1095	16%	1281	19%	603	9%	4905	(1126)	0	1,095	1920	(639)	1,189	(586)
24	Wednesday	3763	55%	1085	16%	1290	19%	664	10%	2355	1408	0	1,085	913	377	603	61
25	Thursday	3859	56%	1038	15%	1334	19%	654	9%	3540	319	0	1,038	935	399	528	126
26	Friday	4468	54%	1214	15%	1796	22%	836	10%	3488	980	0	1,214	1084	712	567	269
27	Saturday	3990	54%	893	12%	1597	22%	851	12%	3885	105	0	893	1195	402	626	225
28	Sunday	1983	55%	465	13%	744	21%	411	11%	3820	(1837)	0	465	1216	(472)	606	(195)
29	Monday	3377	55%	1105	18%	1077	18%	571	9%	4701	(1324)	0	1,105	1633	(556)	754	(183)
30	Tuesday	3476	55%	1023	16%	1249	20%	617	10%	3646	(170)	0	1,023	1354	(105)	783	(166)
31	Wednesday	0	#DIV/0!	0	#DIV/0!	0	#DIV/0!	0	#DIV/0!	1800	(1800)	0	0	653	(653)	357	(357)
		112,471	56%	30,271	15%	39,774	20%	19,975	10%	115,833	(3,362)	0	30,271	37,490	2,284	19,328	647

SOUTHBOUND TRAFFIC COUNT BY CATEGORY

McAllen International Toll Bridge

Month	PEDESTRIANS		% VAR	CARS		% VAR	BUSES & OTHERS		% VAR.	Maquila Employee		% VAR.
	FY 2019	FY 2020		FY 2019	FY 2020		FY 2019	FY 2020		FY 2019	FY 2020	
OCTOBER 2019	120,351	139,456	16%	238,677	227,271	-5%	2,329	2,470	6%	123	199	62%
NOVEMBER	119,414	141,577	19%	234,519	232,560	-1%	2,370	2,583	9%	150	192	28%
DECEMBER	129,705	149,612	15%	268,733	244,893	-9%	2,541	2,728	7%	176	197	12%
JANUARY	109,457	128,134	17%	240,535	219,871	-9%	2,384	2,524	6%	133	171	29%
FEBRUARY	107,645	122,782	14%	215,477	208,709	-3%	2,113	2,342	11%	142	211	49%
MARCH	126,444	97,317	-23%	238,722	169,713	-29%	2,426	1,992	-18%	146	171	17%
APRIL	134,830	27,177	-80%	191,414	80,861	-58%	2,508	655	-74%	130	57	-56%
May	139,656	47,045	-66%	214,483	115,651	-46%	2,531	753	-70%	176	125	-29%
June	129,395	53,104	-59%	204,112	112,471	-45%	2,480	877	-65%	136	99	-27%
July	0	0	#DIV/0!	0	0	#DIV/0!	0	0	#DIV/0!	0	0	#DIV/0!
August	0	0	#DIV/0!	0	0	#DIV/0!	0	0	#DIV/0!	0	0	#DIV/0!
September	0	0	#DIV/0!	0	0	#DIV/0!	0	0	#DIV/0!	0	0	#DIV/0!
=====	=====	=====	=====	=====	=====	=====	=====	=====	=====	=====	=====	=====
TOTALS	1,116,897	906,204	-19%	2,046,672	1,612,000	-21%	21,682	16,924	-22%	1,312	1,422	8%

Anzalduas Bridge Crossing

Month	EMPTIES		% VAR	CARS		% VAR	BUSES & OTHERS		% VAR.	Maquila Employees		% VAR.
	FY 2019	FY 2020		FY 2019	FY 2020		FY 2019	FY 2020		FY 2019	FY 2020	
OCTOBER 2019	2,937	2,048	-30%	73,628	77,851	6%	95	104	9%	2,220	1,994	-10%
NOVEMBER	2,033	1,590	-22%	79,484	87,660	10%	168	218	30%	1,813	1,561	-14%
DECEMBER	1,445	1,457	1%	93,316	97,185	4%	131	127	-3%	1,523	1,334	-12%
JANUARY	1,538	1,761	14%	76,659	78,387	2%	166	161	-3%	2,023	1,826	-10%
FEBRUARY	1,645	1,607	-2%	71,893	74,001	3%	136	99	-27%	1,943	1,770	-9%
MARCH	1,609	2,075	29%	83,299	58,444	-30%	144	72	-50%	2,006	1,461	-27%
APRIL	1,613	990	-39%	75,218	22,439	-70%	106	45	-58%	1,750	876	-50%
May	1,571	986	-37%	77,096	37,441	-51%	99	66	-33%	1,883	944	-50%
June	1,585	1,233	-22%	76,734	39,725	-48%	102	75	-26%	1,679	1,066	-37%
July	0	0	#DIV/0!	0	0	#DIV/0!	0	0	#DIV/0!	0	0	#DIV/0!
August	0	0	#DIV/0!	0	0	#DIV/0!	0	0	#DIV/0!	0	0	#DIV/0!
September	0	0	#DIV/0!	0	0	#DIV/0!	0	0	#DIV/0!	0	0	#DIV/0!
=====	=====	=====	=====	=====	=====	=====	=====	=====	=====	=====	=====	=====
TOTALS	12,820	13,747	7%	707,327	573,133	-19%	1,147	967	-16%	16,840	12,832	-24%

Anzalduas International Bridge

STANDARDIZED RECOMMENDATION FORM

CITY COMMISSION _____
UTILITY BOARD _____
ANZALDUAS BRIDGE X

AGENDA ITEM 4
DATE SUBMITTED 7/8/20
MEETING DATE 7/13/20

1. Agenda Item: Anzalduas International Bridge Financial Statement for the period ending May 31, 2020.

2. Party Making Request: Juan Olaquibel, Superintendent of Bridges

3. Nature of Request: (Brief Overview) Attachments: X Yes No

4. Policy Implication: _____

5. Budgeted: Yes No N/A

Bid Amount: _____
Under Budget: _____

Budgeted Amount: _____
Over Budget: _____
Amount Remaining: _____

If over budget how will it be paid for: _____

6. Alternate option/costs: _____

7. Routing:

<u>NAME/TITLE</u>	<u>INITIAL</u>	<u>DATE</u>	<u>CONCURRENCE</u>
a) _____			Yes _____ No _____
b) _____			Yes _____ No _____
c) _____			Yes _____ No _____

8. Staff's Recommendation: Accept

Advisory Board: Approved Disapproved None

City Attorney: Approved Disapproved None

Manager's Recommendation: Approved Disapproved None



ANZALDUAS INTERNATIONAL TOLL BRIDGE

Financial Statements
For the Period Ending May 31, 2020
Prepared By
Juan Olaguibel, Director of Operations

Executive Summary
Anzalduas International Crossing
OPERATING RESULTS
For the Month Ending May 31, 2020

Comparison with Prior Month

Net income before depreciation, as reflected on page 3, for the month of May is \$117,374. This does not include depreciation expense of \$122,088 and the debt transfer in for Series B of \$70,165. Net income before depreciation was \$57,463 more than the prior month. Toll Revenues for the month were \$154,164. Toll revenues were \$53,103 more than prior month. Expenses were \$42,680 or (\$10,452) less than prior month.

Comparison with Budget

Net income before depreciation, as reflected on page 4, for the month of May is \$117,374. Net income before depreciation was (\$56,952) less than budget for the month. Toll revenues were \$154,164 for the month. Toll revenues were (\$97,589) less than budget for the month. May's monthly expenses were \$42,680 or (\$42,496) less than budget for the month.

ANZALDUAS INTERNATIONAL TOLL BRIDGE FUND
STATEMENT OF NET ASSETS
For the Period Ending May 31, 2020

	Anzalduas Int'l Toll Bridge Fund	Series A Debt Service Fund	Series B Debt Service Fund	Anzalduas Cap Imprv Fund	Total
ASSETS					
<u>Current:</u>					
Cash on hand.....	\$ 13,632	\$ -	\$ -	\$ -	\$ 13,632
Cash in bank.....	55,630	-	-	-	55,630
Investments.....	2,332,041	-	-	-	2,332,041
Interest receivable.....	170	-	-	-	170
Total Current Assets	2,401,473	-	-	-	2,401,473
<u>Restricted Assets:</u>					
Contingency Fund..... X	447,678	-	-	-	447,678
Debt Service Fund.....	-	-	-	-	-
Capital Improvement Fund.....	-	-	-	-	-
Investments/TexPool.....	-	444,990	235,448	(1,357,233)	(676,795)
Cash.....	-	-	-	-	-
Certificates of Deposits - McAllen.....	-	-	-	-	-
Total Restricted Assets	447,678	444,990	235,448	(1,357,233)	(229,117)
<u>Fixed Assets:</u>					
Land.....	2,922,773	-	-	-	2,922,773
Buildings.....	3,012,369	-	-	-	3,012,369
Infrastructure.....	39,825,626	-	-	-	39,825,626
Development Costs.....	7,417,616	-	-	-	7,417,616
Construction in Progress.....	564,194	-	-	-	564,194
Imprv - other than bldge, Machinery & Equipment.....	1,721,301	-	-	-	1,721,301
	55,463,879	-	-	-	55,463,879
Less accumulated depreciation.....	15,915,930	-	-	-	15,915,930
Total Fixed Assets	39,547,949	-	-	-	39,547,949
<u>Other Assets, Net:</u>					
Bond Issue Cost / Series 2007 A.....	-	-	-	-	-
Bond Issue Cost / Series 2007 B.....	-	-	-	-	-
Deferred Outflows.....	95,214	-	-	-	95,214
Total Other Assets, net	95,214	-	-	-	95,214
TOTAL ASSETS	\$ 42,492,314	\$ 444,990	\$ 235,448	\$ (1,357,233)	\$ 41,815,519
LIABILITIES AND FUND EQUITY					
<u>Current Liabilities:</u>					
Vouchers Payable.....	\$ 6,567	\$ -	\$ -	\$ -	\$ 6,567
Accrued Expenses.....	22,680	-	-	-	22,680
Retainage Payable.....	-	-	-	-	-
Interest Payable.....	-	-	-	-	-
Noncurrent Liabilities.....	159,775	-	-	-	159,775
Total Current Liabilities	189,022	-	-	-	189,022
<u>Payable from Restricted Assets:</u>					
Current installments of revenue bonds.....	1,540,000	-	-	-	1,540,000
Due to McAllen International toll bridge.....	-	-	-	-	-
Interest Payable.....	-	-	-	-	-
Liabilities Payable from Restricted Assets	1,540,000	-	-	-	1,540,000
<u>Long-term Liabilities:</u>					
Revenue Bonds, excluding current installments.....	24,120,000	-	-	-	24,120,000
Bond Premiums.....	2,100,750	-	-	-	2,100,750
Deferred revenues / Other.....	307,131	-	-	-	307,131
Board Advance from / Hidl/McAll Bridge series "A".....	4,507,176	-	-	-	4,507,176
Board Advance from / Start-up fund - original cost.....	7,220,129	-	-	-	7,220,129
Board Advance from / Start-up fund - after original cost.....	7,740,567	-	-	-	7,740,567
Total long-term liabilities	45,995,753	-	-	-	45,995,753
<u>Net Assets:</u>					
Net Investment in Capital Assets.....	11,882,413	-	-	-	11,882,413
Restricted:					
Contingency Fund.....	447,678	-	-	-	447,678
Bond Reserve Fund..... X	-	-	-	-	-
Capital Improvement.....	-	-	-	(1,357,233)	(1,357,233)
Debt Service Fund.....	-	444,990	235,448	-	680,438
City of McAllen..... X	-	-	-	-	-
Total restricted.....	447,678	444,990	235,448	(1,357,233)	(229,117)
Unrestricted.....	(17,562,552)	-	-	-	(17,562,552)
Total Net Assets	(5,232,461)	444,990	235,448	(1,357,233)	(5,909,256)
TOTAL LIABILITIES AND NET ASSETS	\$ 42,492,314	\$ 444,990	\$ 235,448	\$ (1,357,233)	\$ 41,815,519

ANZALDUAS INTERNATIONAL TOLL BRIDGE FUND
COMPARATIVE STATEMENT OF REVENUES AND EXPENSES
For the Period Ending May 31, 2020

	Current	Prior Month	Variance	Inc/(Dec)		Current	Prior Month	Variance	Inc/(Dec)
REVENUES:									
Tolls	\$154,164	\$101,061	\$53,103	53%		\$2,139,868	\$1,985,704	\$ 154,164	8%
Rentals	1,017	1,546	(\$529)	-34%		8,137	7,120	1,017	14%
Miscellaneous	1,149	7,389	(6240)	-84%		58,476	57,327	1,149	2%
Interest	3,724	3,047	677	22%		42,292	38,568	3,724	10%
Total Revenues	\$ 160,054	\$ 113,043	\$ 47,011	41.59%		\$ 2,248,773	\$ 2,088,719	\$ 160,054	7.66%
	4/30/20					4/30/20			
EXPENSES:									
Administration	\$21,617	31,784	(10,167)	-32%		\$320,130	298,513	21,617	7%
Bridge Operations	19,317	19,602	(285)	-1%		181,047	161,730	19,317	12%
Insurance	1,746	1,746	-	0%		13,968	12,222	1,746	14%
Total Exp. before Depreciation	\$42,680	\$ 53,132	\$ (10,452)	-20%		\$ 515,145	\$ 472,465	\$ 42,680	9%
NET INCOME/(LOSS)	\$ 117,374	\$ 59,911	\$ 57,463	95.91%		\$ 1,733,628	\$ 1,616,254	\$ 117,374	7.26%
<i>before depreciation</i>									
Depreciation	122,088	122,088	-			996,674	874,586	122,088	
NET INCOME/(LOSS)	\$ (4,714)	\$ (62,177)	\$ 57,463	-92.42%		\$ 736,954	\$ 741,668	\$ (4,714)	-0.64%
<i>after depreciation</i>									
Transfer In:									
Anzald Debt SVC Series B	70,165	70,165	\$ -			562,067	491,902	\$ 70,165	

ANZALDUAS INTERNATIONAL TOLL BRIDGE FUND
STATEMENT OF OPERATING REVENUES AND OPERATING EXPENSES - BUDGET BASIS
For the Period Ending May 31, 2020

	Budget	Budget-by-Mth	Actual-by-Mth	Actual Variance with Budget Positive (Negative)	% Actual to Budget-by-Mth Positive (Negative)	Budget-to-Date	Actual-to-Date	Actual Variance with Budget Positive (Negative)	% Actual to Budget-to-Date Positive (Negative)
Operating Revenues:									
Tolls	\$ 3,021,042	\$ 251,753	\$ 154,164	\$ (97,589)	-38.76%	\$ 2,014,024	\$ 2,139,868	\$ 125,844	6.25%
Rentals	18,552	1,546	1,017	(529)	0.00%	12,368	8,137	(4,231)	0.00%
Miscellaneous	34,449	2,870	1,149	(1,721)	-59.97%	22,960	58,476	35,516	154.69%
Total Operating Revenues	3,074,043	256,169	156,330	(99,839)	-38.97%	2,049,352	2,206,481	157,129	7.67%
Non-Operating Revenues:									
Interest	40,000	\$ 3,333	3,724	391	100.00%	26,664	42,292	15,628	100.00%
Total Non-Operating Revenues	40,000	3,333	3,724	391	100.00%	26,664	42,292	15,628	100.00%
Total Revenues	3,114,043	259,502	160,054	(99,448)	-38.32%	2,076,016	2,248,773	172,757	8.32%
Expenses:									
<u>Administration</u>									
Salaries	167,562	13,718	7,341	6,377	46.49%	112,624	91,794	20,830	18.50%
Supplies	8,200	683	631	52	7.61%	5,464	4,188	1,276	23.35%
Other Services	358,000	29,829	13,516	16,313	54.69%	238,632	223,187	15,445	6.47%
Maintenance/Capital Outlay	7,000	582	129	453	77.84%	4,656	961	3,695	0.00%
Total Administration	540,762	44,812	21,617	23,195	51.76%	361,376	320,130	41,246	11.41%
<u>Operations:</u>									
Salaries	370,313	30,529	12,468	18,061	59.16%	248,134	128,570	119,564	48.19%
Supplies	15,000	1,249	548	701	56.12%	9,992	4,831	5,161	51.65%
Other Services	41,010	3,416	1,607	1,809	52.96%	27,328	12,470	14,858	54.37%
Maintenance/Capital Outlay	41,094	3,424	4,694	(1,270)	-37.09%	27,392	35,176	(7,784)	-28.42%
Total Operations	467,417	38,618	19,317	19,301	49.98%	312,846	181,047	131,800	42.13%
<u>Non-department</u>									
Liability Insurance	20,963	1,746	1,746	-	0.00%	13,968	13,968	-	0.00%
Total Non-department	20,963	1,746	1,746	-	0.00%	13,968	13,968	-	0.00%
Total Expenses excluding Depreciation	1,029,142	85,176	42,680	42,496	49.89%	688,190	515,145	173,045	25.14%
NET INCOME (1.)	\$ 2,084,901	\$ 174,326	\$ 117,374	\$ (56,952)	-32.67%	\$ 1,387,826	\$ 1,733,628	\$ 345,802	24.92%

Anzalduas International Bridge

STANDARDIZED RECOMMENDATION FORM

CITY COMMISSION _____
UTILITY BOARD _____
ANZALDUAS BRIDGE X

AGENDA ITEM 5
DATE SUBMITTED 7/8/20
MEETING DATE 7/13/20

1. Agenda Item: Consider and Approve proposed budget for FY2020-2021.

2. Party Making Request: Juan Olaguibel, Superintendent of Bridges

3. Nature of Request: (Brief Overview) Attachments: X Yes No

4. Policy Implication: _____

5. Budgeted: Yes No N/A

Bid Amount: _____

Under Budget: _____

Budgeted Amount: _____

Over Budget: _____

Amount Remaining: _____

If over budget how will it be paid for: _____

6. Alternate option/costs: _____

7. Routing:

<u>NAME/TITLE</u>	<u>INITIAL</u>	<u>DATE</u>	<u>CONCURRENCE</u>
a) _____			Yes _____ No _____
b) _____			Yes _____ No _____
c) _____			Yes _____ No _____

8. Staff's Recommendation: Approve

Advisory Board: Approved Disapproved None

City Attorney: Approved Disapproved None

Manager's Recommendation: Approved Disapproved None

City of McAllen, Texas
Anzalduas International Crossing Fund
Working Capital Summary

	Actual 18-19	Original Budget 19-20	Adjusted Budget 19-20	Estimated 19-20	Dept Request 20-21	City Mgr Recomm 20-21	21-22	Four Year Plan		23-24	24-25
								22-23			
RESOURCES											
BEGINNING WORKING CAPITAL	\$ 359,244	\$ 248,228	\$ 248,228	\$ 772,046	\$ 751,053	\$ 751,053	\$ 607,791	\$ 1,207,234	\$ 1,845,260	\$ 3,007,263	
Revenues:											
Highways & Sts Toll Bridge	3,400,255	2,744,332	2,744,332	2,750,398	2,744,332	2,744,332	3,883,141	3,921,973	3,921,973	2,744,332	
Southbound Commercial	302,148	276,710	276,710	278,921	276,710	276,710	-	-	-	276,680	
Miscellaneous & Rental	108,890	53,001	53,001	61,007	53,001	53,001	53,001	53,001	53,001	53,001	
Interest Earned	78,628	40,000	40,000	31,747	1,000	7,511	6,078	12,072	18,453	30,073	
Total Revenues	3,889,921	3,114,043	3,114,043	3,122,073	3,075,043	3,081,554	3,942,220	3,987,046	3,993,427	3,104,086	
Other Financing Sources:											
Transfer In - Hidalgo Bridge for "B"	-	837,875	837,875	837,875	835,975	835,975	840,675	841,775	839,806	839,063	
Total Revenues and Other Sources	3,889,921	3,951,918	3,951,918	3,959,948	3,911,018	3,917,529	4,782,895	4,828,821	4,833,233	3,943,149	
TOTAL RESOURCES	\$ 4,249,165	\$ 4,200,146	\$ 4,200,146	\$ 4,731,994	\$ 4,662,071	\$ 4,668,581	\$ 5,390,686	\$ 6,036,056	\$ 6,678,493	\$ 6,950,411	
APPROPRIATIONS											
Operating Expenses:											
Bridge Operations	\$ 336,807	\$ 463,515	\$ 467,417	\$ 332,850	\$ 488,312	\$ 488,312	\$ 488,312	\$ 488,312	\$ 488,312	\$ 488,312	
Administration	509,105	569,766	565,864	452,879	562,988	569,527	562,988	562,988	562,988	562,988	
Capital Outlay	-	-	-	-	-	-	-	-	-	-	
Total Operations	845,912	1,033,281	1,033,281	785,729	1,051,299	1,057,838	1,051,299	1,051,299	1,051,299	1,051,299	
Other Financing Sources (Uses):											
Transfer out - Contingency Fund	45,000	45,000	45,000	45,000	45,000	45,000	45,000	45,000	45,000	45,000	
Transfer out - Debt Service "A"	825,092	1,732,500	1,732,500	1,732,500	1,738,600	1,738,600	1,733,100	1,735,500	1,735,125	1,732,000	
Transfer out - Debt Service "B"	-	837,875	837,875	837,875	835,975	835,975	840,675	841,775	839,806	839,063	
Transfer out - Anzalduas CIP Fund	471,068	380,541	380,541	392,914	380,541	380,541	384,346	388,190	-	-	
Transfer out - Anzalduas CIP Commercial	302,148	100,000	100,000	174,815	-	-	129,031	129,031	-	-	
Transfer out - Health Insurance Fund	27,600	12,108	12,108	12,108	2,836	2,836	-	-	-	-	
TOTAL APPROPRIATIONS	2,516,819	4,141,305	4,141,305	3,980,941	4,054,251	4,060,790	4,183,451	4,190,795	3,671,230	3,667,362	
Revenues Over / Under Expenses	1,373,102	(189,387)	(189,387)	(20,993)	(143,233)	(143,262)	599,444	638,026	1,162,002	275,786	
Other Items Affecting Working	(960,300)	-	-	-	-	-	-	-	-	-	
ENDING WORKING CAPITAL	\$ 772,046	\$ 58,842	\$ 58,842	\$ 751,053	\$ 607,819	\$ 607,791	\$ 1,207,234	\$ 1,845,260	\$ 3,007,263	\$ 3,283,049	

2021

580- Anzalduas Bridge Fund

**Preliminary Form "A" Revenues Worksheet
For Fiscal Year 2020-2021**

	Actuals FY 18-19	Adjusted Budget FY 19-20	Estimated FY 19-20	Department Request FY 20-21	City Manager Recomm FY 20-21	City Comm Recomm FY 20-21
580-0000-361-27-00 Charges:sales & services / Tolls	3,400,255	2,744,332	2,750,398	2,744,332	2,744,332	
580-0000-361-42-00 Charges:sales & services / Southbd commerc tolls	302,148	276,710	278,921	276,710	276,710	
361	3,702,402	3,021,042	3,029,319	3,021,042	3,021,042	
580-0000-372-99-00 Facilities' rental-Other revenues	16,968	18,552	11,148	12,204	12,204	
372	16,968	18,552	11,148	12,204	12,204	
580-0000-375-01-00 Miscellaneous / Recovery prior yr exp	-	-	27	-	-	
580-0000-375-02-00 Miscellaneous / Insurance recoveries	-	-	-	-	-	
580-0000-375-05-00 Miscellaneous / Profit/loss pesos	90,475	33,449	49,270	39,797	39,797	
580-0000-375-40-01 Cash over/short / Cash over/short	(22)	-	4	-	-	
580-0000-375-52-00 Miscellaneous / EZ crosscards admin fee	180	-	57	-	-	
580-0000-375-99-00 Miscellaneous / Other	1,289	1,000	501	1,000	1,000	
375	91,923	34,449	49,859	40,797	40,797	
580-0000-376-98-00 Contributions / Acquired assets external	2,185					
580-0000-376-99-00 Contributions / Acquired assets Intra	122,538					
376	124,723					
580-0000-381-01-00 Interest / Pool cash	-	-	-	-	-	
580-0000-381-02-00 Interest / Texpool	63,651	40,000	18,928	1,000	7,511	
580-0000-381-03-00 Interest / Certificate of deposit	13,516	-	12,819	-	-	
580-0000-381-04-00 Interest revenue / Other investments	840	-	-	-	-	
580-0000-381-20-00 Interest / Gain/loss on investments	621	-	-	-	-	
381	78,628	40,000	31,747	1,000	7,511	
580-0000-391-01-00 Operating transfers in / McAllen Int'l toll bridge	-	837,875	837,875	835,975	835,975	
391	-	837,875	837,875	835,975	835,975	
580 Anzalduas Bridge	\$ 3,889,921	\$ 3,951,918	\$ 3,959,948	\$ 3,911,018	\$ 3,917,529	

City of McAllen, Texas
Anzalduas International Crossing Fund
Expense Summary

[illegible]

CITY OF McALLEN

DECISION PACKAGE FY 2020 - 2021

DEPARTMENT NAME: ANZALDUAS BRIDGE OPERATIONS

			BASELINE					DEPT REQUEST	CITY MANAGER RECOMM	JUSTIFICATION (MANDATORY)	
COMPENSATION											
New Position	Number Position	Base Salary		Salary	Car Allowance	Phone Allowance	Fringe Benefits	Total	Number Positions	Total	
1.	-	\$ -		\$ -	\$ -	\$ -	\$ -	\$ -			
2.	-	-		-	-	-	-	-			
3.	-	-		-	-	-	-	-			
4.	-	-		-	-	-	-	-			
5.	-	-		-	-	-	-	-			
Total	-	-		-	-	-	-	-		-	
Personnel Revisions											
1. Overtime				-	-	-	-	-			
2.	-			-	-	-	-	-			
3.	-			-	-	-	-	-			
4.	-			-	-	-	-	-			
5.	-			-	-	-	-	-			
Total Compensation & Benefits		\$ 391,208	\$ -	\$ -	\$ -	\$ -	\$ -	\$ -		\$ -	
SUPPLIES											
1. < Please select category >											
2. < Please select category >											
3. < Please select category >											
4. < Please select category >											
5. < Please select category >											
Total Supplies		\$ 15,000						\$ -		\$ -	
OTHER SERVICES & CHARGES											
1. < Please select category >											
2. < Please select category >											
3. < Please select category >											
4. < Please select category >											
5. < Please select category >											
Total Other Services & Charges		\$ 41,010						\$ -		\$ -	
MAINTENANCE											
1. Equipment											
2. < Please select category >											
3. < Please select category >											
4. < Please select category >											
5. < Please select category >											
Total Maintenance		\$ 41,094						\$ -		\$ -	
CAPITAL OUTLAY											
** See Attached Capital Outlay Request Form											
Total Capital Outlay								\$ -		\$ -	
TOTAL		\$ 488,312						\$ -		\$ -	

CAPITAL OUTLAY REQUEST FORM

CITY OF McALLEN
FY 2020 - 2021FUND: ANZALDUAS
DEPARTMENT: ANZALDUAS BRIDGE OPERATIONS

DEPT REQUEST				CM RECOMM		
Office Furniture/equipment	UNIT PRICE	QUANTITY	TOTAL COST	QUANTITY	TOTAL COST	JUSTIFICATION (MANDATORY)
ITEM						
	\$0		\$0		\$0	
	\$0		\$0		\$0	
	\$0		\$0		\$0	
	\$0		\$0		\$0	
	\$0		\$0		\$0	
TOTAL			\$0		\$0	

<Please select a category>						
ITEM	UNIT PRICE	QUANTITY	TOTAL COST	QUANTITY	TOTAL COST	JUSTIFICATION (MANDATORY)
	\$0		\$0		\$0	
	\$0		\$0		\$0	
	\$0		\$0		\$0	
	\$0		\$0		\$0	
	\$0		\$0		\$0	
TOTAL			\$0		\$0	

<Please select a category>						
ITEM	UNIT PRICE	QUANTITY	TOTAL COST	QUANTITY	TOTAL COST	JUSTIFICATION (MANDATORY)
	\$0		\$0		\$0	
	\$0		\$0		\$0	
	\$0		\$0		\$0	
	\$0		\$0		\$0	
	\$0		\$0		\$0	
TOTAL			\$0		\$0	

<Please select a category>						
ITEM	UNIT PRICE	QUANTITY	TOTAL COST	QUANTITY	TOTAL COST	JUSTIFICATION (MANDATORY)
	\$0		\$0		\$0	
	\$0		\$0		\$0	
	\$0		\$0		\$0	
	\$0		\$0		\$0	
	\$0		\$0		\$0	
TOTAL			\$0		\$0	

<Please select a category>						
ITEM	UNIT PRICE	QUANTITY	TOTAL COST	QUANTITY	TOTAL COST	JUSTIFICATION (MANDATORY)
	\$0		\$0		\$0	
	\$0		\$0		\$0	
	\$0		\$0		\$0	
	\$0		\$0		\$0	
	\$0		\$0		\$0	
TOTAL			\$0		\$0	

Grand Total			\$0	\$0	
-------------	--	--	-----	-----	--

2021
580-3258 Operations

**Preliminary Form "A" Worksheet
For Fiscal Year 2020-2021**

	Actuals FY 18-19	Adjusted Budget FY 19-20	Estimated FY 19-20	Department Request FY 20-21	City Manager Recomm FY 20-21	City Comm Recomm FY 20-21
580-3258-431-60-02 Compensation / Non-exempt	175,584	259,852	186,890	267,102	267,102	
580-3258-431-60-06 Compensation / Part time	-	5,397	-	-	-	
580-3258-431-60-10 Compensation / Overtime	18,210	8,000	7,909	8,000	8,000	
580-3258-431-60-14 Compensation / Car allowance	-	-	-	-	-	
580-3258-431-60-17 Compensation / Telephone	-	1,440	-	1,440	1,440	
60	193,794	274,689	194,799	276,542	276,542	
580-3258-431-61-30 Benefits / Social security	14,328	21,014	14,709	21,155	21,155	
580-3258-431-61-36 Benefits / Retirement	15,208	20,897	14,627	23,472	23,472	
580-3258-431-61-40 Benefits / Unemployment tax	142	2,078	2,078	936	936	
580-3258-431-61-46 Benefits / Workers' comp-	10,840	7,300	4,015	4,789	4,789	
580-3258-431-61-50 Benefits / Health cost	21,584	41,363	24,818	61,392	61,392	
580-3258-431-61-52 Benefits / Life insurance	151	468	187	454	454	
580-3258-431-61-53 Benefits / Retiree health ins (ARC)	2,507	2,504	2,467	2,467	2,467	
580-3258-431-61-56 Benefits/Pension Cost-TMRS	12,623	-	-	-	-	
580-3258-431-61-58 Benefits / TMRS benefits (contra)	(14,406)	-	-	-	-	
61	62,977	95,624	62,901	114,666	114,666	
580-3258-433-62-04 Supplies / Operating	3,394	4,000	3,920	4,000	4,000	
580-3258-433-62-14 Supplies / Janitorial	1,909	4,000	3,890	4,000	4,000	
580-3258-433-62-18 Supplies / Clothing & uniform	286	7,000	1,000	7,000	7,000	
62	5,589	15,000	8,810	15,000	15,000	
580-3258-434-63-67 Other services & charges / Utilities-electric	22,232	33,098	20,000	33,098	33,098	
580-3258-434-63-70 Other services & charges / Utilities-water	4,092	5,000	5,000	5,000	5,000	
580-3258-434-63-99 Other services & charges / Miscellaneous	100	2,912	1,000	2,912	2,912	
63	26,423	41,010	26,000	41,010	41,010	
580-3258-435-65-08 Maintenance / Equipment	8,788	22,094	20,863	22,094	22,094	
580-3258-435-65-10 Maintenance / Facilities	39,236	19,000	19,477	19,000	19,000	
65	48,024	41,094	40,340	41,094	41,094	
580-3258-436-66-99 Capital outlay / Non-capitalized	-	-	-	-	-	
66	-	-	-	-	-	
580-3258 Operations	\$ 336,807	\$ 467,417	\$ 332,850	\$ 488,312	\$ 488,312	\$ -

CITY OF McALLEN
PERSONNEL SCHEDULE WORKSHEET
PROPOSED REQUESTS FY 2020-2021

DEPT. #	DEPARTMENT	EXEMPT	NON-EXEMPT/ PART-TIME	NOT BUDGET POSITIONS	POSITION	STATUS	CURRENT SALARIES/ WAGES
3258	ANZALDUAS BRIDGE OPERATIONS		<u>0</u>		Working Supervisor	FILLED Toll/Anzal	<u>5,051</u> 5,051
3258	ANZALDUAS BRIDGE OPERATIONS		1		Toll Bridge Cashier Supervisor	UNFILLED	31,795
3258	ANZALDUAS BRIDGE OPERATIONS		1		Toll Bridge Cashier Supervisor	FILLED	31,795
3258	ANZALDUAS BRIDGE OPERATIONS		<u>1</u>		Toll Bridge Cashier Supervisor	FILLED	<u>31,795</u>
			3				95,385
3258	ANZALDUAS BRIDGE OPERATIONS		1		Toll Bridge Cashier	FILLED	27,206
3258	ANZALDUAS BRIDGE OPERATIONS		1		Toll Bridge Cashier	FILLED	27,206
3258	ANZALDUAS BRIDGE OPERATIONS		1		Toll Bridge Cashier	UNFILLED	27,206
3258	ANZALDUAS BRIDGE OPERATIONS		1		Toll Bridge Cashier	UNFILLED	27,206
3258	ANZALDUAS BRIDGE OPERATIONS		<u>1</u>		Toll Bridge Cashier	UNFILLED	<u>27,206</u>
			5				136,030
3260	ANZALDUAS BRIDGE ADMIN		<u>1</u>		Custodian	UNFILLED	<u>25,131</u>
			1				25,131
3258	ANZALDUAS BRIDGE OPERATIONS		1		Part Time Customer Service Represe	UNFILLED	1,835
3258	ANZALDUAS BRIDGE OPERATIONS		1		Part Time Customer Service Represe	UNFILLED	1,835
3258	ANZALDUAS BRIDGE OPERATIONS		<u>1</u>		Part Time Customer Service Represe	UNFILLED	<u>1,835</u>
			3				5,505
					OVERTIME		8,000
					TELEPHONE		<u>1,440</u>
							9,440
CURRENT POSITIONS			<u>12</u>				<u>\$ 276,542</u>



Mission Statement:

The Anzalduas Bridge strives to attain fiscal responsible value for its customers and communities by becoming a standard of excellence in the International Toll Bridge industry and by providing a safe and efficient bridge crossing. We intend to grow in scale and scope by developing relationships with local businesses, trade partners, local community, state and federal elected officials as well as all stakeholders to strive to provide a bridge system that is open and responsive to the needs of the people we serve.

Department Summary

	Actual	Budget	Adjusted Budget	Estimated	Dept Request	City Mgr Recommend	Four Year Plan			
	18-19	19-20	19-20	19-20	20-21	20-21	21-22	22-23	23-24	24-25
Expenditure Detail:										
Personnel Services										
Salaries and Wages	\$ 193,794	\$ 271,308	\$ 274,689	\$ 194,799	\$ 276,542	\$ 276,542	\$ 276,542	\$ 276,542	\$ 276,542	\$ 276,542
Employee Benefits	62,977	95,103	95,624	62,901	114,666	114,666	114,666	114,666	114,666	114,666
Supplies	5,589	15,000	15,000	8,810	15,000	15,000	15,000	15,000	15,000	15,000
Other Services and Charges	26,423	41,010	41,010	26,000	41,010	41,010	41,010	41,010	41,010	41,010
Maintenance	48,024	41,094	41,094	40,340	41,094	41,094	41,094	41,094	41,094	41,094
Operations Subtotal	336,807	463,515	467,417	332,850	488,312	488,312	488,312	488,312	488,312	488,312
Capital Outlay	-	-	-	-	-	-	-	-	-	-
Total Expenditures	\$ 336,807	\$ 463,515	\$ 467,417	\$ 332,850	\$ 488,312	\$ 488,312	\$ 488,312	\$ 488,312	\$ 488,312	\$ 488,312
PERSONNEL										
Exempt	-	-	-	-	-	-	-	-	-	-
Non-Exempt	6	9	9	9	9	9	9	9	9	9
Part-Time	-	3	3	3	3	3	3	3	3	3
Total Positions Authorized	6	12	12	12	12	12	12	12	12	12
Resources										
	Actual	Budget	Adjusted Budget	Estimated	Dept Request	City Mgr Recommend	Four Year Plan			
	18-19	19-20	19-20	19-20	20-21	20-21	21-22	22-23	23-24	24-25
Related Revenue Generated	\$ 3,702,402	\$ 3,021,042	\$ 3,021,042	\$ 3,029,319	\$ 3,021,042	\$ 3,021,042	\$ 3,883,141	\$ 3,921,973	\$ 3,921,973	\$ 3,021,012

MAJOR FY 20-21 GOALS

Contact Us:

Juan Olaguibel
Superintendent of
Bridges
1600 S. Stewart
Road
Mission, TX 78572
(956) 681-1820

1. Complete construction of additional northbound lane
2. Begin Phase for northbound and southbound commercial facilities
3. Continue marketing for southbound empty commercial traffic

Anzalduas Operations

www.mcallen.net/bridge/anzalduas

Performance Measures

	Actual FY 18-19	Goal FY 19-20	Estimated FY 19-20	Goal FY 20-21
Inputs:				
Number of full time employees	5	9	9	9
Department Expenditures	\$ 336,807	\$ 467,417	\$ 332,850	\$ 488,312
Number of full time - Collectors	2	6	3	6
Number of full time - Cashiers	2	3	2	3
Number of full time - Maintenance	1	1	1	1
Outputs:				
Southbound vehicular crossings	942,927	808,701	826,228	808,701
Effectiveness Measures:				
Total toll revenues	\$ 3,702,403	\$ 3,021,012	\$ 3,029,319	\$ 3,021,042
Expenditure to revenue ratio	9%	15%	11%	16%
Efficiency Measures:				
Crossings processed per collector	471,464	134,784	275,409	134,784
Cost per crossing	\$ 0.36	\$ 0.58	\$ 0.40	\$ 0.60

*N/A=Not Available, N/P=Not Provided

Description:

Toll Collectors provide tactful and diplomatic service to the public by collecting tolls from patrons crossing to Mexico, as well as provide direction to traffic when needed. Cashiers are responsible for the reconciliation of daily revenue collection and supervision of Toll Collectors. Maintenance maintains Toll Bridge facilities and its surrounding area.

CITY OF McALLEN

DECISION PACKAGE FY 2020 - 2021

DEPARTMENT NAME: ADMINISTRATON - ANZALDUAS BRIDGE

			BASELINE						DEPT REQUEST	CITY MANAGER RECOMM	JUSTIFICATION (MANDATORY)
COMPENSATION											
New Position	Number Position	Base Salary		Salary	Car Allowance	Phone Allowance	Fringe Benefits	Total	Number Positions	Total	
1.	-	\$ -		\$ -	\$ -	\$ -	\$ -	\$ -			
2.	-	-		-	-	-	-	-			
3.	-	-		-	-	-	-	-			
4.	-	-		-	-	-	-	-			
5.	-	-		-	-	-	-	-			
Total	-	-		-	-	-	-	-		-	
Personnel Revisions											
1. Overtime				-	-	-	-	-			
2.	-			-	-	-	-	-			
3.	-			-	-	-	-	-			
4.	-			-	-	-	-	-			
5.	-			-	-	-	-	-			
Total Compensation & Benefits			\$ 168,825	\$ -	\$ -	\$ -	\$ -	\$ -		\$ -	
SUPPLIES											
1.	< Please select category >										
2.	< Please select category >										
3.	< Please select category >										
4.	< Please select category >										
5.	< Please select category >										
Total Supplies			\$ 8,200					\$ -		\$ -	
OTHER SERVICES & CHARGES											
1.	< Please select category >										
2.	< Please select category >										
3.	< Please select category >										
4.	< Please select category >										
5.	< Please select category >										
Total Other Services & Charges			\$ 358,000					\$ -		\$ -	
MAINTENANCE											
1.	Equipment										
2.	< Please select category >										
3.	< Please select category >										
4.	< Please select category >										
5.	< Please select category >										
Total Maintenance			\$ 7,000					\$ -		\$ -	
CAPITAL OUTLAY											
** See Attached Capital Outlay Request Form											
Total Capital Outlay								\$ -		\$ -	
TOTAL			\$ 542,025					\$ -		\$ -	

CAPITAL OUTLAY REQUEST FORM

CITY OF McALLEN
FY 2020 - 2021FUND: ANZALDUAS
DEPARTMENT: ADMINISTRATION - ANZALDUAS BRIDGE

DEPT REQUEST				CM RECOMM		
ITEM	UNIT PRICE	QUANTITY	TOTAL COST	QUANTITY	TOTAL COST	JUSTIFICATION (MANDATORY)
Office Furniture/equipment						
	\$0		\$0		\$0	
	\$0		\$0		\$0	
	\$0		\$0		\$0	
	\$0		\$0		\$0	
	\$0		\$0		\$0	
TOTAL			\$0		\$0	
<Please select a category>						
ITEM	UNIT PRICE	QUANTITY	TOTAL COST	QUANTITY	TOTAL COST	JUSTIFICATION (MANDATORY)
	\$0		\$0		\$0	
	\$0		\$0		\$0	
	\$0		\$0		\$0	
	\$0		\$0		\$0	
	\$0		\$0		\$0	
TOTAL			\$0		\$0	
<Please select a category>						
ITEM	UNIT PRICE	QUANTITY	TOTAL COST	QUANTITY	TOTAL COST	JUSTIFICATION (MANDATORY)
	\$0		\$0		\$0	
	\$0		\$0		\$0	
	\$0		\$0		\$0	
	\$0		\$0		\$0	
	\$0		\$0		\$0	
TOTAL			\$0		\$0	
<Please select a category>						
ITEM	UNIT PRICE	QUANTITY	TOTAL COST	QUANTITY	TOTAL COST	JUSTIFICATION (MANDATORY)
	\$0		\$0		\$0	
	\$0		\$0		\$0	
	\$0		\$0		\$0	
	\$0		\$0		\$0	
	\$0		\$0		\$0	
TOTAL			\$0		\$0	
<Please select a category>						
ITEM	UNIT PRICE	QUANTITY	TOTAL COST	QUANTITY	TOTAL COST	JUSTIFICATION (MANDATORY)
	\$0		\$0		\$0	
	\$0		\$0		\$0	
	\$0		\$0		\$0	
	\$0		\$0		\$0	
	\$0		\$0		\$0	
TOTAL			\$0		\$0	
<Please select a category>						
ITEM	UNIT PRICE	QUANTITY	TOTAL COST	QUANTITY	TOTAL COST	JUSTIFICATION (MANDATORY)
	\$0		\$0		\$0	
	\$0		\$0		\$0	
	\$0		\$0		\$0	
	\$0		\$0		\$0	
	\$0		\$0		\$0	
TOTAL			\$0		\$0	
Grand Total						
			\$0			\$0

2021
580-3260 Administration

**Preliminary Form "A" Worksheet
For Fiscal Year 2020-2021**

	Actuals FY 18-19	Adjusted Budget FY 19-20	Estimated FY 19-20	Department Request FY 20-21	City Manager Recomm FY 20-21	City Comm Recomm FY 20-21
580-3260-431-60-01 Compensation / Exempt	104,475	101,394	99,366	101,396	101,396	
580-3260-431-60-02 Compensation / Non-exempt	27,496	27,373	27,373	27,373	27,373	
580-3260-431-60-10 Compensation / Overtime	669	2,000	290	2,000	2,000	
580-3260-431-60-14 Compensation / Car allowance	-	4,800	-	4,800	4,800	
580-3260-431-60-15 Compensation/Certification	-	-	-	-	-	
580-3260-431-60-17 Compensation / Telephone	-	1,368	-	1,368	1,368	
580-3260-431-60-20 Compensation / Elected officials	-	-	-	-	-	
60	132,640	136,935	127,029	136,937	136,937	
580-3260-431-61-30 Benefits / Social security	9,193	10,475	8,380	10,476	10,476	
580-3260-431-61-36 Benefits / Retirement	10,315	10,626	10,413	11,859	11,859	
580-3260-431-61-40 Benefits / Unemployment tax	-	222	222	94	94	
580-3260-431-61-46 Benefits / Workers' comp-	1,070	353	282	299	299	
580-3260-431-61-50 Benefits / Health cost	6,123	6,907	6,424	7,714	7,714	
580-3260-431-61-52 Benefits / Life insurance	57	250	75	224	224	
580-3260-431-61-53 Benefits / Retiree health ins (ARC)	1,800	1,794	1,435	1,223	1,223	
580-3260-431-61-56 Benefits/Pension Cost-TMRS	33,690	-	-	-	-	
580-3260-431-61-58 Benefits / TMRS benefits (contra)	(9,771)	-	-	-	-	
61	52,476	30,627	27,231	31,888	31,888	
580-3260-433-62-02 Supplies / Office	3,599	4,000	3,630	4,000	4,000	
580-3260-433-62-04 Supplies / Operating	3,197	4,200	3,878	4,200	4,200	
62	6,797	8,200	7,508	8,200	8,200	
580-3260-434-63-01 Other services & charges / Accounting & auditing	12,000	12,900	12,900	12,900	12,900	
580-3260-434-63-02 Other services & charges / Advertising	91,047	95,000	49,500	95,000	95,000	
580-3260-434-63-14 Other services & charges / Dues & subscription	24,417	35,000	31,500	35,000	35,000	
580-3260-434-63-38 Other services & charges / Management fee	42,000	42,000	42,000	42,000	42,000	
580-3260-434-63-43 Other services & charges / Postage	-	500	-	500	500	
580-3260-434-63-45 Other services & charges / Professional	87,811	119,000	94,799	119,000	119,000	
580-3260-434-63-51 Other services & charges / Rental-Photocopier	1,255	3,600	1,134	3,600	3,600	
580-3260-434-63-52 Other services & charges / Rental & contractual	603	7,000	5,940	7,000	7,000	
580-3260-434-63-65 Other services & charges / Travel	11,048	19,000	13,300	19,000	19,000	
580-3260-434-63-69 Other services & charges / Utilities-telephone	10,639	8,000	7,040	8,000	8,000	
580-3260-434-63-99 Other services & charges / Miscellaneous	13,874	16,000	13,906	16,000	16,000	
63	294,694	358,000	272,019	358,000	358,000	

2021
580-3260 Administration

**Preliminary Form "A" Worksheet
For Fiscal Year 2020-2021**

	Actuals FY 18-19	Adjusted Budget FY 19-20	Estimated FY 19-20	Department Request FY 20-21	City Manager Recomm FY 20-21	City Comm Recomm FY 20-21
580-3260-435-65-08 Maintenance / Equipment	27	5,000	-	5,000	5,000	
580-3260-435-65-17 Maintenance / Fuel & lubricants	1,507	2,000	1,234	2,000	2,000	
65	1,534	7,000	1,234	7,000	7,000	
580-3260-436-66-02 Capital outlay / Land	-	-	-	-	-	
580-3260-436-66-10 Capital outlay / Building/structures	-	-	-	-	-	
580-3260-436-66-14 Capital outlay / Vehicles	-	-	-	-	-	
580-3260-436-66-16 Capital outlay / Office furniture/equip-	-	-	-	-	-	
580-3260-436-66-22 Capital outlay / Computer-hardware	-	-	-	-	-	
580-3260-436-66-30 Capital outlay / Imprv- other than buildgs	-	-	-	-	-	
580-3260-436-66-99 Capital outlay / Non-capitalized	-	-	-	-	-	
66	-	-	-	-	-	
580-3260-439-78-01 Disaster Exp/ COVID-19	-	-	-	-	-	
78	-	-	-	-	-	
580-3260 Administration	\$ 488,142	\$ 540,762	\$ 435,021	\$ 542,025	\$ 542,025	

CITY OF McALLEN
PERSONNEL SCHEDULE WORKSHEET
PROPOSED REQUESTS FY 2020-2021

DEPT. #	DEPARTMENT	EXEMPT	NON-EXEMPT/ PART-TIME	NOT BUDGET POSITIONS	POSITION	STATUS	CURRENT SALARIES/ WAGES
3260	ANZALDUAS BRIDGE ADMIN	1			SUPERINTENDENT OF BRIDGES	UNFILLED	63,152
3260	ANZALDUAS BRIDGE ADMIN	1			DIRECTOR OF OPERATIONS	FILLED	38,244
		<u>2</u>					<u>101,396</u>
3260	ANZALDUAS BRIDGE ADMIN		1		OFFICE MANAGER	FILLED	25,873
3260	ANZALDUAS BRIDGE ADMIN		<u>1</u>		CERTIFICATION PAY		<u>1,500</u>
			1				<u>27,373</u>
					OVERTIME		2,000
					TELEPHONE ALLOWANCE		1,368
					CAR ALLOWANCE		<u>4,800</u>
							<u>8,168</u>
CURRENT POSITIONS			<u>3</u>				<u>\$ 136,937</u>

PERSONNEL REVISION WORKSHEET

CITY OF McALLEN

REVISED NEW POSITIONS REQUESTED FY 2020-2021

DELETION AND RECLASSIFICATION ON CURRENT POSITIONS

		NEW POSITIONS								City Manager
TITLE	EXEMPT	CAR ALLOWANCE	PHONE ALLOWANCE	NON-EX.	PART-TIME	CIVIL SERVICE	Fringe Benefits	Total	Total Positions	APPROVAL YES/NO
1.	-	-	-	-	-	-	-	-	-	
2.	-	-	-	-	-	-	-	-	-	
3.	-	-	-	-	-	-	-	-	-	
4.	-	-	-	-	-	-	-	-	-	
5.	-	-	-	-	-	-	-	-	-	
6.	-	-	-	-	-	-	-	-	-	
7.	-	-	-	-	-	-	-	-	-	
8.	-	-	-	-	-	-	-	-	-	
9.	-	-	-	-	-	-	-	-	-	
REVISIONS										
TITLE	CLASSIFICATION	CURRENT AMOUNT	REVISED AMOUNT	ADJUST AMOUNT	CAR ALLOWANCE	PHONE ALLOWANCE	Fringe Benefits	TOTAL ADJ.		
1. Overtime	-	-	-	-	-	-	-	-		
2.	< Select Status >	-	-	-	-	-	-	-		
3.	< Select Status >	-	-	-	-	-	-	-		
4.	< Select Status >	-	-	-	-	-	-	-		
5.	< Select Status >	-	-	-	-	-	-	-		
6.	< Select Status >	-	-	-	-	-	-	-		
7.	< Select Status >	-	-	-	-	-	-	-		
8.	< Select Status >	-	-	-	-	-	-	-		
9.	< Select Status >	-	-	-	-	-	-	-		
10.	< Select Status >	-	-	-	-	-	-	-		



Mission Statement:

The Anzalduas Bridge strives to attain fiscal responsible value for its customers and communities by becoming a standard of excellence in the International Toll Bridge industry and by providing a safe and efficient bridge crossing. We intend to grow in scale and scope by developing relationships with local businesses, trade partners, local community, state and federal elected officials as well as all stakeholders to strive to provide a bridge system that is open and responsive to the needs of the people we serve.

Department Summary

	Actual 18-19	Budget 19-20	Adjusted Budget 19-20	Estimated 19-20	Dept Request 20-21	City Mgr Recommend 20-21	Four Year Plan			
							21-22	22-23	23-24	24-25
Expenditure Detail:										
Personnel Services										
Salaries and Wages	\$ 132,640	\$ 134,440	\$ 136,935	\$ 127,029	\$ 136,937	\$ 136,937	\$ 136,937	\$ 136,937	\$ 136,937	\$ 136,937
Employee Benefits	52,476	30,242	30,627	27,231	31,888	31,888	31,888	31,888	31,888	31,888
Supplies	6,797	8,200	8,200	7,508	8,200	8,200	8,200	8,200	8,200	8,200
Other Services and Charges	294,694	358,000	358,000	272,019	358,000	358,000	358,000	358,000	358,000	358,000
Maintenance	1,534	7,000	7,000	1,234	7,000	7,000	7,000	7,000	7,000	7,000
Operations Subtotal	488,142	537,882	540,762	435,021	542,025	542,025	542,025	542,025	542,025	542,025
Capital Outlay	-	-	-	-	-	-	-	-	-	-
Non- Departmental										
Insurance	20,963	20,963	20,963	20,963	20,963	20,963	20,963	20,963	20,963	20,963
Cost of Living Adjustment (COLA)	-	14,026	7,244	-	-	9,209	-	-	-	-
Workers' Comp. - Loss Run Ratio	-	(3,105)	(3,105)	(3,105)	-	(2,670)	-	-	-	-
Total Expenditures	\$ 509,105	\$ 569,766	\$ 565,864	\$ 452,879	\$ 562,988	\$ 569,527	\$ 562,988	\$ 562,988	\$ 562,988	\$ 562,988
PERSONNEL										
Exempt	2	2	2	2	2	2	2	2	2	2
Non-Exempt	1	1	1	1	1	1	1	1	1	1
Part-Time	-	-	-	-	-	-	-	-	-	-
Total Positions Authorized	3	3	3	3	3	3	3	3	3	3
Resources										
	Actual 18-19	Budget 19-20	Adjusted Budget 19-20	Estimated 19-20	Dept Request 20-21	City Mgr Recommend 20-21	21-22	22-23	23-24	24-25
Related Revenue Generated	N/A	N/A	N/A	N/A	N/A	N/A	N/A	N/A	N/A	N/A

MAJOR FY 20-21 GOALS

1. Continue efforts to ease bridge crossings to and from Mexico
2. Complete Anzalduas Bridge commercial truck traffic design plans.

Contact Us:

Juan Olaguibel
Superintendent of
Bridges
1600 S. Stewart
Road
Mission, TX 78572
(956) 681-1820

2021

580-9010 Non-departmental

**Preliminary Form "A" Worksheet
For Fiscal Year 2020-2021**

	Actuals FY 18-19	Adjusted Budget FY 19-20	Estimated FY 19-20	Department Request FY 20-21	City Manager Recomm FY 20-21	City Comm Recomm FY 20-21
580-3262-431-61-97 Benefits / Contingency workers comp loss run ratio	-	(3,105)	(3,105)	-	(2,670)	
580-3262-431-61-99 Benefits / Cost of Living Adjustment (COLA)	-	7,244	-	-	9,209	
61	-	4,139	(3,105)	-	6,539	-
580-3264-434-63-17 Other services & charges / Employee bond	-	-	-	-	-	
580-3264-434-63-24 Other services & charges / Ins--auto liability	-	-	-	-	-	
580-3264-434-63-25 Other services & charges / Ins--boiler & machinery	-	-	-	-	-	
580-3264-434-63-26 Other services & charges / Ins--error & omission	-	-	-	-	-	
580-3264-434-63-27 Other services & charges / Ins--real/personal prop	-	-	-	-	-	
580-3264-434-63-29 Other services & charges / Ins--liability	20,963	20,963	20,963	20,963	20,963	
580-3264-434-63-30 Other services & charges / Ins--mobile equip-	-	-	-	-	-	
580-3264-434-63-32 Other services & charges / Ins--real/personal pro	-	-	-	-	-	
580-3264-434-63-33 Other services & charges / Ins--workers comp- exce	-	-	-	-	-	
580-3264-434-63-45 Other services & charges / Professional	-	-	-	-	-	
63	20,963	20,963	20,963	20,963	20,963	
580-9010-437-68-02 Depreciation / Expense	1,355,956					
580-9010-437-68-03 Depreciation / Development costs	185,440					
68	1,541,396					
580-9010-437-89-01 Other expenses / Fixed assets (contra)						
580-9010-437-89-25 Other expenses / Original issue premium	(236,759)					
580-9010-437-89-26 Other expenses / Interest exp on advances	692,142					
580-9010-437-89-35 Other expenses / Amortization of bonds	(24,570)					
580-9010-437-89-38 Other expense / Issuance costs bonds						
89	430,813					
580-9010-499-74-66 Operating transfers out / Anzald debt svc Series A	825,092	1,732,500	1,732,500	1,738,600	1,738,600	
580-9010-499-74-67 Operating transfers out / Anzald debt svc Series B	-	837,875	837,875	835,975	835,975	
580-9010-499-74-72 Operating transfers out/ Anzalduas cap impr. fund	471,068	380,541	392,914	380,541	380,541	
580-9010-499-74-78 Operating transfers out / Health insurance fund	27,600	12,108	174,815	2,836	2,836	
580-9010-499-74-86 Operating transfer out / Anz CIP-Southbound commer	302,148	100,000	12,108	-	-	
74	1,625,907	3,063,024	3,150,212	2,957,952	2,957,952	
ANZALDUAS FUND TOTAL EXPENDITURES	\$ 2,471,819	\$ 4,096,305	\$ 3,935,941	\$ 4,009,251	\$ 4,015,790	

City of McAllen, Texas
Anzalduas International Bridge CIP Fund
Working Capital Summary

	Actual 18-19	Budget 19-20	Adjusted Budget 19-20	Estimated 19-20	Dept. Request 20-21	City Mgr Recomm 20-21	Four Year Plan			
							21-22	22-23	23-24	24-25
RESOURCES										
BEGINNING WORKING CAPITAL	\$ 329,364	\$ 899,122	\$ 899,122	\$ 988,325	\$ 1,311,314	\$ 1,311,314	\$ 1,189,968	\$ 1,715,244	\$ 2,249,618	\$ 2,272,114
<u>Revenues:</u>										
Interlocal Agreement - Tx Dot	-	2,713,596	2,840,073	2,840,073	-	-	-	-	-	-
Interest Earned	15,488	-	-	-	-	13,113	11,900	17,152	22,496	22,721
Total Revenues	15,488	2,713,596	2,840,073	2,840,073	-	13,113	11,900	17,152	22,496	22,721
Other Financing Sources:										
Transfer In - Anzalduas Bridge Fund	471,068	380,541	380,541	392,914	380,541	380,541	384,346	388,190	-	-
Transfer In - Anzalduas Bridge Fund (Commercial	302,148	100,000	100,000	174,815	-	-	129,031	129,031	-	-
Total Revenues and Transfers	788,703	3,194,137	3,320,614	3,407,802	380,541	393,654	525,277	534,373	22,496	22,721
TOTAL RESOURCES	\$ 1,118,067	\$ 4,093,259	\$ 4,219,736	\$ 4,396,127	\$ 1,691,855	\$ 1,704,968	\$ 1,715,244	\$ 2,249,618	\$ 2,272,114	\$ 2,294,835
APPROPRIATIONS										
<u>Capital Expenditures</u>										
North Bound Lanes	\$ -	\$ 100,000	100,000	\$ -	\$ 425,000	\$ 425,000	\$ -	\$ -	\$ -	\$ -
Computer Upgrade	24,244	40,000	40,000	16,800	40,000	40,000	-	-	-	-
Counting Equipment	17,063	-	-	-	-	-	-	-	-	-
Facility Upgrades	27,374	50,000	50,000	41,900	50,000	50,000	-	-	-	-
Anzalduas NB Inspection Station	61,062	2,899,636	3,026,113	3,026,113	-	-	-	-	-	-
TOTAL APPROPRIATIONS	129,743	3,089,636	3,216,113	3,084,813	515,000	515,000	-	-	-	-
ENDING WORKING CAPITAL	\$ 988,325	\$ 1,003,623	\$ 1,003,623	\$ 1,311,314	\$ 1,176,855	\$ 1,189,968	\$ 1,715,244	\$ 2,249,618	\$ 2,272,114	\$ 2,294,835

Anzalduas International Bridge

STANDARDIZED RECOMMENDATION FORM

CITY COMMISSION _____
UTILITY BOARD _____
ANZALDUAS BRIDGE X

AGENDA ITEM 6
DATE SUBMITTED 7/8/20
MEETING DATE 7/13/20

1. **Agenda Item:** Consideration and Approval of Schematic Design Services for Anzalduas International Bridge Northbound & Southbound Commercial Lanes Project.

2. **Party Making Request:** Juan Olaguibel, Superintendent of Bridges

3. **Nature of Request: (Brief Overview) Attachments:** X Yes No

4. **Policy Implication:** _____

5. **Budgeted:** Yes No N/A

Bid Amount: _____
Under Budget: _____

Budgeted Amount: _____
Over Budget: _____
Amount Remaining: _____

If over budget how will it be paid for: _____

6. **Alternate option/costs:** _____

7. **Routing:**


<u>NAME/TITLE</u>	<u>INITIAL</u>	<u>DATE</u>	<u>CONCURRENCE</u>
a) _____			Yes _____ No _____
b) _____			Yes _____ No _____
c) _____			Yes _____ No _____

8. **Staff's Recommendation:** Approve

Advisory Board: Approved Disapproved None

City Attorney: Approved Disapproved None

Manager's Recommendation: Approved Disapproved None



CITY OF MCALLEN
DEPARTMENT OF ENGINEERING
MEMORANDUM

To: Roel Rodriguez, P.E., City Manager
From: Yvette Barrera, P.E., CFM, City Engineer
Date: 01 July 2020
Subject: **Consideration and Approval of Schematic Design Services for Anzalduas International Bridge Northbound & Southbound Commercial Lanes Project**

GOAL

Consideration and Approval of Schematic Design Services and authorization to proceed to Construction Documents Services as stated in Article 1.1 of the contract agreement for Anzalduas International Bridge Northbound & Southbound Commercial Lanes Project.

EXPLANATION

Consideration and Approval of the Schematic Design presentation and refer attachments. S & B Infrastructure LTD. is concluding Schematic Design Services. According to contract language, the consultants require approval before proceeding to the next phase of design. Refer attached Phase Approval Form.

Options:

- 1.) Approve Schematic Design Services, associated Budget and issue authorization to proceed with the subsequent phase.
- 2.) Choose to revise the scope of work and approve increase in budget accordingly.

Recommendation:

Staff recommends approval of Schematic Design Phase, corresponding fees and Authorization to move into the Construction Document Phase for the project.

PHASE APPROVAL FORM

DATE: 7-1-2020

TO: Zef Mendoza

RE: PHASE APPROVAL
Schematic Design Documents

APPROVED: (Schematic Design Documents) reference Article (1.1) of Owner/Architect Agreement

By execution of this document, you are hereby authorized to proceed with the (Design Development) & (Construction Documents) for the Project. This authorization is made after our (Month/Day/Year) July 13, 2020 review of the (Schematic Design Documents) as prepared by S & B, LTD and the Design Team.

 No Exceptions
 X Exceptions as per attached list

Categorical Exclusion Document to be Cleared by TxDOT – Winter 2020

<u>List of Documents:</u>	<u>Date:</u>
Schematic Layout	July 1, 2020
Export Building Layout	July 1, 2020
Import Building Layout	July 1, 2020
Cargo Dock Layout	July 1, 2020

The estimated (Schematic Design) (~~Design Development~~) (~~Construction Documents~~) Construction cost Budget is authorized at fifty-five million and no/100 Dollars (\$55,000,000.00).

ENGINEER:

OWNER:

By: Phil L. Paull By: _____
Title/Date Project Engineer, 7-1-2020 Title/Date: _____

Anzalduas Land Port of Entry
Inbound / Outbound Loaded Commercial Inspection Facilities

Description	Quantity	Unit	Cost Per Unit	Estimated Cost (\$)
Inbound / Northbound Facilities				\$ 35,471,837
General Site Work ⁽¹⁾				
Roadways/Pavements/Sidewalks/Truck Staging Area	42,882	SY	\$ 125.00	\$ 5,360,213
City Roadway (Outside of GSA Property)	4,364	SY	\$ 125.00	\$ 545,522
Parking Lots				
- CBP Vehicle Parking Area (Govt & Employee Vehicle Parking)	4,825	SY	\$ 125.00	\$ 603,167
- Broker Parking Area	561	SY	\$ 125.00	\$ 70,125
- Commercial Vehicle Overnight Parking	3,791	SY	\$ 125.00	\$ 473,875
Roadway Base Preparation	56,423	SY	\$ 35.00	\$ 1,974,812
Water & Sewer Utilities	1	LS	\$ 80,677.20	\$ 80,677
Drainage Improvements & SW3Ps	1	LS	\$ 534,551.52	\$ 534,552
Illumination	35	EA	\$ 30,345.00	\$ 1,062,075
Perimeter Chain Link Fencing	2,875	LF	\$ 76.50	\$ 219,938
Gates (Motorized)	3	EA	\$ 25,500.00	\$ 76,500
Special Construction/Handling/Barricades/Signage	1	LS	\$ 171,243.87	\$ 171,244
Landscaping (Seeding, Watering)	1	LS	\$ 82,759.19	\$ 82,759
Security Cameras in Roadways/Pavements	17	EA	\$ 4,590.00	\$ 78,030
Fiber Optics Cabling	2,000	LF	\$ 153.00	\$ 306,000
Mobilization	1	LS	\$ 1,396,739	\$ 1,396,739
Buildings & Ancillary Facilities ⁽²⁾				
Import/Cargo Processing Building (14,269 s.f.)	14,269	SF	\$ 431.43	\$ 6,156,066
Command Center Building (1500 s.f.)	1,500	SF	\$ 388.29	\$ 582,430
Secondary Inspection Cargo Dock Facility (20 @ 1,312 s.f.)	59,054	SF	\$ 153.69	\$ 9,076,268
Primary Inspection Booths w/ Bathrooms (6 @ 225 s.f./ea)	1,350	SF	\$ 132.99	\$ 179,533
Primary Inspection Station Canopy (6 @ 875 s.f. ea.)	5,250	SF	\$ 105.77	\$ 555,314
Exit Control Station Booths w/ Bathrooms (2 @ 150 s.f./ea)	300	SF	\$ 132.99	\$ 39,896
Exit Control Station Canopy (2 @ 875 s.f. ea.)	1,750	SF	\$ 105.77	\$ 185,105
Equipment & Furnishings ⁽³⁾				
Allowance for X-Ray Facility/NII Equipment	1	EA	\$ 5,610,000	\$ 5,610,000
Exit Control Station	2	EA	\$ 25,500.00	\$ 51,000
Primary Inspection Station	6	EA	\$ 25,500.00	\$ 153,000
Outbound / Southbound Facilities				\$ 7,906,323
General Site Work ⁽¹⁾				
Roadways/Pavements/Sidewalks/Parking Areas	16,972	SY	\$ 125.00	\$ 2,121,444
City Roadway (Outside of GSA Property)	2,243	SY	\$ 125.00	\$ 280,433
Roadway Base Preparation	19,215	SY	\$ 35.00	\$ 672,526
Water & Sewer Utilities	1	LS	\$ 31,930.11	\$ 31,930
Drainage Improvements & SW3Ps	1	LS	\$ 211,562.76	\$ 211,563
Illumination	15	EA	\$ 30,345.00	\$ 455,175
Perimeter Chain Link Fencing	2,510	LF	\$ 76.50	\$ 192,015
Gates (Motorized)	3	EA	\$ 25,500.00	\$ 76,500
Special Construction/Handling/Barricades/Signage	1	LS	\$ 67,774.24	\$ 67,774
Landscaping (Seeding, Watering)	1	LS	\$ 32,754.12	\$ 32,754
Security Cameras in Roadways/Pavements	9	EA	\$ 4,590.00	\$ 41,310

Description	Quantity	Unit	Cost Per Unit	Estimated Cost (\$)
Inbound / Northbound Facilities				
Fiber Optics Cabling	1,500	LF	\$ 153.00	\$ 229,500
Mobilization	1	LS	\$ 529,551	\$ 529,551
Buildings & Ancillary Facilities⁽²⁾				
Export/Cargo Processing Building (1,805 s.f.)	1,805	SF	\$ 431.43	\$ 778,730
Secondary Inspection Cargo Dock Facility w/ Canopy (10,496 s.f.)	10,496	SF	\$ 153.69	\$ 1,613,168
Primary Inspection Booths w/ Bathrooms (2 @ 225 s.f./ea)	450	SF	\$ 132.99	\$ 59,844
Primary Inspection Station Canopy (2 @ 875 s.f. ea.)	1,750	SF	\$ 105.77	\$ 185,105
Exit Control Station Booths w/ Bathrooms (2 @ 150 s.f./ea)	300	SF	\$ 132.99	\$ 39,896
Exit Control Station Canopy (2 @ 875 s.f. ea.)	1,750	SF	\$ 105.77	\$ 185,105
Equipment & Furnishings⁽³⁾				
NII Inspection Facility	-	EA	\$ 5,610,000	\$ -
Primary Inspection Station	2	EA	\$ 25,500	\$ 51,000
Exit Control Station	2	EA	\$ 25,500	\$ 51,000
Inbound / Northbound Facilities				
Construction				\$ 29,810,837
Equipment				\$ 5,814,000
Engineering, Surveying, Inspection and Testing				\$ 4,769,734
Contingency				\$ 4,471,626
Total Installed Cost - Northbound Facilities				\$ 44,866,197
Outbound / Southbound Facilities				
Construction				\$ 7,804,323
Equipment				\$ 102,000
Engineering, Surveying, Inspection and Testing				\$ 1,248,692
Contingency				\$ 1,170,648
Total Installed Cost - Northbound Facilities				\$ 10,325,663
Total Construction Cost				\$ 37,615,160
Total Engineering, Surveying, Inspection and Testing				\$ 6,018,426
Total Contingency				\$ 5,642,274
Total Installed Construction Cost				\$ 55,191,859

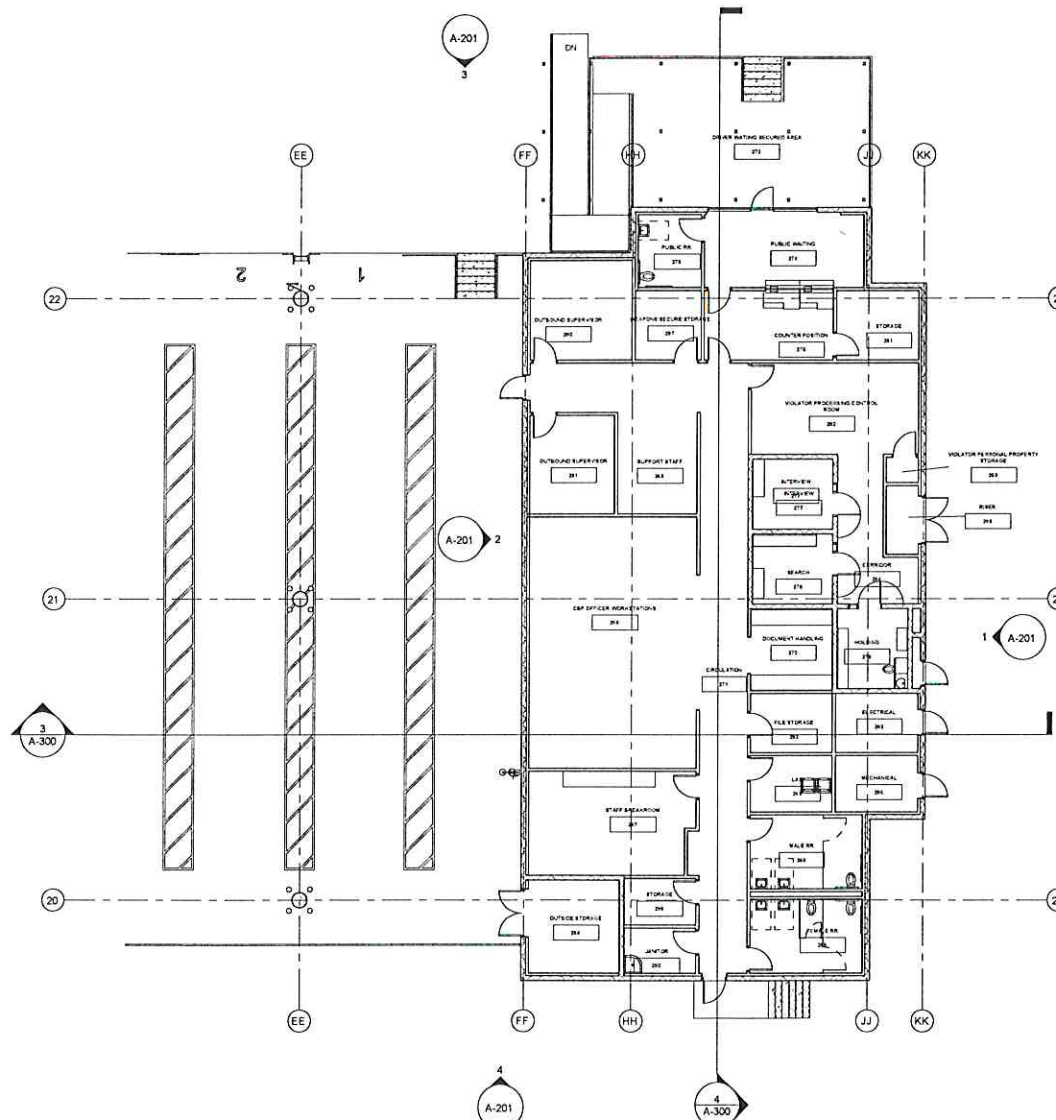
Notes:

(1) Costs are based on preliminary quantity take-offs and unit rates.

(2) Unit rates based in standard TxDOT construction guidelines.

(3) Unit rates based on S&BI's Master Plan unit rates for similar facilities adjusted for inflation.

(4) Costs based on very informal information and overall estimates provided by Vendors.



1 ENLARGED OUTBOUND BLDG FLOOR PLAN
1/8" = 1'-0"

SHEET KEYNOTES

GSA GENERAL SERVICES ADMINISTRATION U.S. DEPARTMENT OF COMMERCE 1215 JESSIE JONES BLVD. WASHINGTON, DC 20540																																																	
SAM GARCIA ARCHITECT 200 S. 10TH STREET, SUITE 1002 McALLEN, TX 78501																																																	
General Services Administration Anzalduas U.S. Land Port of Entry Full Commercial Project McAllen, Texas																																																	
PRELIMINARY FOR INTERIM REVIEW ONLY THIS DOCUMENT IS PRELIMINARY AND NOT FOR CONSTRUCTION. IT IS NOT TO BE USED FOR CONSTRUCTION. ANY CHANGES TO THIS DOCUMENT SHALL BE MADE BY THE ARCHITECT. THE ARCHITECT SHALL BE RESPONSIBLE FOR THE ACCURACY OF THE INFORMATION PROVIDED. THE ARCHITECT SHALL BE RESPONSIBLE FOR THE ACCURACY OF THE INFORMATION PROVIDED. THE ARCHITECT SHALL BE RESPONSIBLE FOR THE ACCURACY OF THE INFORMATION PROVIDED.																																																	
REVISION NOTES <table border="1"> <thead> <tr> <th>MARK</th> <th>DATE</th> <th>DESCRIPTION</th> </tr> </thead> <tbody> <tr><td> </td><td> </td><td> </td></tr> <tr><td> </td><td> </td><td> </td></tr> <tr><td> </td><td> </td><td> </td></tr> <tr><td> </td><td> </td><td> </td></tr> <tr><td> </td><td> </td><td> </td></tr> <tr><td> </td><td> </td><td> </td></tr> <tr><td> </td><td> </td><td> </td></tr> <tr><td> </td><td> </td><td> </td></tr> <tr><td> </td><td> </td><td> </td></tr> <tr><td> </td><td> </td><td> </td></tr> </tbody> </table>		MARK	DATE	DESCRIPTION																																													
MARK	DATE	DESCRIPTION																																															
PROJECT INFORMATION <table border="1"> <tr> <td>PROJECT NO.</td> <td> </td> </tr> <tr> <td>ATTACH NO.</td> <td> </td> </tr> <tr> <td>CONTR. NO.</td> <td> </td> </tr> <tr> <td>CONTRACT NO.</td> <td> </td> </tr> <tr> <td>FAMILY NAME</td> <td>SSS I</td> </tr> <tr> <td>SUB NAME</td> <td>SIPA</td> </tr> <tr> <td>CONTRACTOR</td> <td> </td> </tr> <tr> <td>NAME</td> <td>U.S. BORDER STATION</td> </tr> <tr> <td>STREET</td> <td>FM 308</td> </tr> <tr> <td>CITY/ST/ZIP</td> <td>McALLEN, TEXAS 78501</td> </tr> <tr> <td>PROJECT NO.</td> <td> </td> </tr> <tr> <td>PROJECT TITLE</td> <td>ANZALDUAS FY17-18 DAP - FULL COMMERCIAL PROJECT</td> </tr> <tr> <td>PROJECT DESCRIPTION</td> <td>BOUND & OUTBOUND COMMERCIAL INSPECTION FACILITIES</td> </tr> <tr> <td>PROJECT CODE</td> <td> </td> </tr> <tr> <td>DESIGNER</td> <td>DAVID CONNELISON</td> </tr> <tr> <td>DESIGNER NO.</td> <td>30% CONSTRUCTION DOCUMENTS</td> </tr> <tr> <td>DESIGNER DATE</td> <td>07/15/20</td> </tr> <tr> <td>DESIGNER TITLE</td> <td>ENLARGED OUTBOUND BLDG FLOOR PLAN</td> </tr> <tr> <td>FILE NAME</td> <td> </td> </tr> <tr> <td>DESIGNER</td> <td> </td> </tr> <tr> <td>DATE</td> <td>DATE DATED: 07/15/20</td> </tr> <tr> <td>DESIGNER</td> <td>CHECKED BY: SHEET SIZE: 22" X 34"</td> </tr> <tr> <td>DESIGNER</td> <td>A-111</td> </tr> <tr> <td>DESIGNER</td> <td>CHECKED BY: SHEET TYPE: REVISION</td> </tr> </table>		PROJECT NO.		ATTACH NO.		CONTR. NO.		CONTRACT NO.		FAMILY NAME	SSS I	SUB NAME	SIPA	CONTRACTOR		NAME	U.S. BORDER STATION	STREET	FM 308	CITY/ST/ZIP	McALLEN, TEXAS 78501	PROJECT NO.		PROJECT TITLE	ANZALDUAS FY17-18 DAP - FULL COMMERCIAL PROJECT	PROJECT DESCRIPTION	BOUND & OUTBOUND COMMERCIAL INSPECTION FACILITIES	PROJECT CODE		DESIGNER	DAVID CONNELISON	DESIGNER NO.	30% CONSTRUCTION DOCUMENTS	DESIGNER DATE	07/15/20	DESIGNER TITLE	ENLARGED OUTBOUND BLDG FLOOR PLAN	FILE NAME		DESIGNER		DATE	DATE DATED: 07/15/20	DESIGNER	CHECKED BY: SHEET SIZE: 22" X 34"	DESIGNER	A-111	DESIGNER	CHECKED BY: SHEET TYPE: REVISION
PROJECT NO.																																																	
ATTACH NO.																																																	
CONTR. NO.																																																	
CONTRACT NO.																																																	
FAMILY NAME	SSS I																																																
SUB NAME	SIPA																																																
CONTRACTOR																																																	
NAME	U.S. BORDER STATION																																																
STREET	FM 308																																																
CITY/ST/ZIP	McALLEN, TEXAS 78501																																																
PROJECT NO.																																																	
PROJECT TITLE	ANZALDUAS FY17-18 DAP - FULL COMMERCIAL PROJECT																																																
PROJECT DESCRIPTION	BOUND & OUTBOUND COMMERCIAL INSPECTION FACILITIES																																																
PROJECT CODE																																																	
DESIGNER	DAVID CONNELISON																																																
DESIGNER NO.	30% CONSTRUCTION DOCUMENTS																																																
DESIGNER DATE	07/15/20																																																
DESIGNER TITLE	ENLARGED OUTBOUND BLDG FLOOR PLAN																																																
FILE NAME																																																	
DESIGNER																																																	
DATE	DATE DATED: 07/15/20																																																
DESIGNER	CHECKED BY: SHEET SIZE: 22" X 34"																																																
DESIGNER	A-111																																																
DESIGNER	CHECKED BY: SHEET TYPE: REVISION																																																



SHEET KEYNOTES



**General Services
Administration**

**Anzalduas
U.S. Land Port of Entry
Full Commercial Project
McAllen, Texas**

PRELIMINARY

FOR INTERIM REVIEW ONLY

FOR INTERIM REVIEW ONLY, THESE DOCUMENTS ARE FOR INTERIM REVIEW AND NOT INTENDED FOR OR CULINARY ADVISORY BOARD. DECISIONS ON CULINARY ADVISORY BOARD. THEY ARE PREPARED BY OR UNDER THE SUPERVISION OF:

NAME: STEVE J. PATRICK, AIA

NO. OF CULINARY ADVISORY BOARD

[illegible]

	AEC ON NO	
DRAWING DATA	AEC ON NO	
	ATEX ON NO	
	CONE CONTR	
	CONE WORK	
	PRIME A/E	S&B I
	DUR AT	S/LPA
PROJECT DATA	CONTR. CONT.	
	NAME	U S BORDER STATION
	ADDRESS	FM 340
	CITY ST / ZIP	MALLEDI TEXAS 78001
	STUDYING	
	OTHER INCHARGES	
	FACILITY CODE	
PROJECT DATA	PROJECT TITLE	ANZALDAS FRYT-10 CAP - FULL COMPLAINT PROJECT
	PROJECT LOCATION	REQUADA OUTBOUND
	PROJECT DESCRIPTION	COMMERCIAL INSPECTION FACILITIES
	CLIENT NAME	DAVO CORRELUTION
	OWNER / SUPERVISOR	NOV CONSTRUCTION DOCUMENTS
	DATE START	07/25/02
	DRAWING STYLE	OVERALL SITE PLAN
	FILE NAME	
	ISSUED NO	
DRAWING DATA	DRAWN BY	DATE DRAFTED 07/25/02
	CHECKED BY	SHEET 125 OF 134
	DRAWING NO	A-100
	DISTRICT SHEET DATE SECOND	

Anzalduas International Bridge

STANDARDIZED RECOMMENDATION FORM

CITY COMMISSION _____
UTILITY BOARD _____
ANZALDUAS BRIDGE X

AGENDA ITEM 7
DATE SUBMITTED 7/8/20
MEETING DATE 7/13/20

1. Agenda Item: Madero Project Report.
2. Party Making Request: Juan Olaquibel, Superintendent of Bridges
3. Nature of Request: (Brief Overview) Attachments: Yes X No

4. Policy Implication: _____

5. Budgeted: Yes No N/A

Bid Amount: _____ Budgeted Amount: _____
Under Budget: _____ Over Budget: _____
Amount Remaining: _____

If over budget how will it be paid for: _____

6. Alternate option/costs: _____

7. Routing:

<u>NAME/TITLE</u>	<u>INITIAL</u>	<u>DATE</u>	<u>CONCURRENCE</u>
a) _____			Yes _____ No _____
b) _____			Yes _____ No _____
c) _____			Yes _____ No _____

8. Staff's Recommendation: Report Only

Advisory Board: Approved Disapproved None

City Attorney: Approved Disapproved None

Manager's Recommendation: Approved Disapproved None

Anzalduas International Bridge

STANDARDIZED RECOMMENDATION FORM

CITY COMMISSION _____
UTILITY BOARD _____
ANZALDUAS BRIDGE X

AGENDA ITEM 8
DATE SUBMITTED 7/8/20
MEETING DATE 7/13/20

1. Agenda Item: Discussion and consideration for support letter to the City of Mission – Madero Project.
2. Party Making Request: Juan Olaguibel, Superintendent of Bridges
3. Nature of Request: (Brief Overview) Attachments: X Yes No

4. Policy Implication: _____

5. Budgeted: Yes No N/A

Bid Amount: _____ Budgeted Amount: _____
Under Budget: _____ Over Budget: _____
Amount Remaining: _____

If over budget how will it be paid for: _____

6. Alternate option/costs: _____

7. Routing:

<u>NAME/TITLE</u>	<u>INITIAL</u>	<u>DATE</u>	<u>CONCURRENCE</u>	
a) _____			Yes <u> </u>	No <u> </u>
b) _____			Yes <u> </u>	No <u> </u>
c) _____			Yes <u> </u>	No <u> </u>

8. Staff's Recommendation: Seek Direction

Advisory Board: Approved Disapproved None

City Attorney: Approved Disapproved None

Manager's Recommendation: Approved Disapproved None



July 07, 2020

Dr. Armando O'caña
Mayor
City of Mission
1201 E. 8th Street
Mission, TX 78572

Dear Mayor Ocaña,

On behalf of the Anzalduas International Bridge Board, I am writing to express our support in obtaining an extension to the presidential permit granted in 1978 to the City of Mission from the U.S. Department of State. This permit would allow the construction, operation and maintenance of an international vehicular and rail bridge ("Madero Bridge").

The Cities of McAllen, Mission, and Hidalgo, through the Anzalduas Bridge Board, have taken the following actions to ensure that the Presidential Permit is utilized.

- The Cities of McAllen, Mission, and Hidalgo have established Interlocal Cooperation Agreements whereby percentage allocation of the parties relating to the "Madero Bridge" have been established.
- Real Property for the Madero Bridge has been identified and through the Mission Economic Development Corporation have proceeded with the acquisition of such property.
- The Anzalduas Bridge Board retained the professional services of S&B Infrastructure, LTD for the purpose of conducting a feasibility study at cost in excess of \$600,000.

The demand for more international crossings for vehicular and commercial crossings across the U.S. – Mexico Borders have increased drastically. Constructing the Madero Bridge would provide our region with an additional option for travelers to cross across borders.

Please let me know if you have any additional questions about this project. You may contact me directly at jdarling@mcallen.net or 956-681-1003.

Best Regards,

Mayor Jim Darling
Chairman Anzalduas International Bridge

Anzalduas International Bridge

STANDARDIZED RECOMMENDATION FORM

CITY COMMISSION _____
UTILITY BOARD _____
ANZALDUAS BRIDGE X

AGENDA ITEM 9
DATE SUBMITTED 7/8/20
MEETING DATE 7/13/20

1. Agenda Item: Chairman's, City Manager's, Superintendent of Bridges', Customs and Border Protection, Maquila Manager's Report.

2. Party Making Request: Juan Olaguibel, Superintendent of Bridges

3. Nature of Request: (Brief Overview) Attachments: Yes X No

4. Policy Implication: _____

5. Budgeted: Yes No N/A

Bid Amount: _____ Budgeted Amount: _____
Under Budget: _____ Over Budget: _____
Amount Remaining: _____

If over budget how will it be paid for: _____

6. Alternate option/costs: _____

7. Routing:

<u>NAME/TITLE</u>	<u>INITIAL</u>	<u>DATE</u>	<u>CONCURRENCE</u>
a) _____			<u> </u> Yes <u> </u> No
b) _____			<u> </u> Yes <u> </u> No
c) _____			<u> </u> Yes <u> </u> No

8. Staff's Recommendation: Report Only

Advisory Board: Approved Disapproved None

City Attorney: Approved Disapproved None

Manager's Recommendation: Approved Disapproved None

Anzalduas International Bridge

STANDARDIZED RECOMMENDATION FORM

CITY COMMISSION _____
UTILITY BOARD _____
ANZALDUAS BRIDGE X

AGENDA ITEM 10
DATE SUBMITTED 7/8/20
MEETING DATE 7/13/20

1. Agenda Item: Engineering Report.
2. Party Making Request: Juan Olaguibel, Superintendent of Bridges
3. Nature of Request: (Brief Overview) Attachments: Yes X No

4. Policy Implication: _____

5. Budgeted: Yes No N/A

Bid Amount: _____ Budgeted Amount: _____
Under Budget: _____ Over Budget: _____
Amount Remaining: _____

If over budget how will it be paid for: _____

6. Alternate option/costs: _____

7. Routing:

<u>NAME/TITLE</u>	<u>INITIAL</u>	<u>DATE</u>	<u>CONCURRENCE</u>	
a) _____			Yes _____	No _____
b) _____			Yes _____	No _____
c) _____			Yes _____	No _____

8. Staff's Recommendation: Report Only

Advisory Board: Approved Disapproved None

City Attorney: Approved Disapproved None

Manager's Recommendation: Approved Disapproved None

Anzalduas International Bridge

STANDARDIZED RECOMMENDATION FORM

CITY COMMISSION _____
UTILITY BOARD _____
ANZALDUAS BRIDGE X

AGENDA ITEM ila
DATE SUBMITTED 7/8/20
MEETING DATE 7/13/20

1. **Agenda Item:** Consultation with City Attorney regarding legal issues related to possible litigation to validate use of bonds for Bridge projects. (T.G.C. 551.071)
2. **Party Making Request:** Juan Olaguibel, Superintendent of Bridges
3. **Nature of Request: (Brief Overview) Attachments:** Yes X No

4. **Policy Implication:** _____

5. **Budgeted:** Yes No N/A

Bid Amount: _____ Budgeted Amount: _____
Under Budget: _____ Over Budget: _____
Amount Remaining: _____

If over budget how will it be paid for: _____

6. **Alternate option/costs:** _____

7. **Routing:**

<u>NAME/TITLE</u>	<u>INITIAL</u>	<u>DATE</u>	<u>CONCURRENCE</u>
a) _____			Yes _____ No _____
b) _____			Yes _____ No _____
c) _____			Yes _____ No _____

8. **Staff's Recommendation:** Seek Direction

Advisory Board: Approved Disapproved None

City Attorney: Approved Disapproved None

Manager's Recommendation: Approved Disapproved None

Anzalduas International Bridge

STANDARDIZED RECOMMENDATION FORM

CITY COMMISSION _____
UTILITY BOARD _____
ANZALDUAS BRIDGE X

AGENDA ITEM 116
DATE SUBMITTED 7/8/20
MEETING DATE 7/13/20

1. Agenda Item: Consultation with City Attorney regarding professional services (T.G.C. 551.071)

2. Party Making Request: Juan Olaguibel, Superintendent of Bridges

3. Nature of Request: (Brief Overview) Attachments: Yes X No

4. Policy Implication: _____

5. Budgeted: Yes No N/A

Bid Amount: _____
Under Budget: _____

Budgeted Amount: _____
Over Budget: _____
Amount Remaining: _____

If over budget how will it be paid for: _____

6. Alternate option/costs: _____

7. Routing:

<u>NAME/TITLE</u>	<u>INITIAL</u>	<u>DATE</u>	<u>CONCURRENCE</u>
a) _____			Yes _____ No _____
b) _____			Yes _____ No _____
c) _____			Yes _____ No _____

8. Staff's Recommendation: Seek Direction

Advisory Board: Approved Disapproved None

City Attorney: Approved Disapproved None

Manager's Recommendation: Approved Disapproved None

Anzalduas International Bridge

STANDARDIZED RECOMMENDATION FORM

CITY COMMISSION _____
UTILITY BOARD _____
ANZALDUAS BRIDGE X

AGENDA ITEM 11c
DATE SUBMITTED 7/8/20
MEETING DATE 7/13/20

1. Agenda Item: Consultation with City Attorney regarding economic development (T.G.C. 551.087)

2. Party Making Request: Juan Olaguibel, Superintendent of Bridges

3. Nature of Request: (Brief Overview) Attachments: Yes X No

4. Policy Implication: _____

5. Budgeted: Yes No N/A

Bid Amount: _____
Under Budget: _____

Budgeted Amount: _____
Over Budget: _____
Amount Remaining: _____

If over budget how will it be paid for: _____

6. Alternate option/costs: _____

7. Routing:

<u>NAME/TITLE</u>	<u>INITIAL</u>	<u>DATE</u>	<u>CONCURRENCE</u>
a) _____			Yes _____ No _____
b) _____			Yes _____ No _____
c) _____			Yes _____ No _____

8. Staff's Recommendation: Seek Direction

Advisory Board: Approved Disapproved None

City Attorney: Approved Disapproved None

Manager's Recommendation: Approved Disapproved None