

City of McAllen
Police Department



**National Incident – Based Reporting
System (NIBRS) Crime Report
2021**

National Incident – Based Reporting System (NIBRS) Crime Report 2021



McAllen Police Department

Chief Victor Rodriguez
Chief of Police

Lt. Joel A. Morales Jr.
Director
Crime Records Bureau

Cecilia Gamez
Lead C.S.S.
Crime Records Bureau

Gabriella Granados
Crime Statistician
UCR Unit

ACKNOWLEDGEMENTS

The McAllen NIBRS Crime Report was compiled from data submitted to the Crime Records Bureau by members of the McAllen Police Department and from data generated from calls for service. This report is modeled after the U.S. Department of Justice – FBI Uniform Crime report: Crime in the United States report. We would like to thank everyone for their contribution to this report.

TABLE OF CONTENTS

EXECUTIVE SUMMARY	6
INTRODUCTION	7
CHAPTER 1: SUMMARY OF REPORTING YEAR	8
Summary of Group A Offense Categories	8
Trends & Analysis	8
Offense Volume Analysis	9
Offense Rate Analysis	10
Crime Clock: Reporting Year	11
CHAPTER 2: TOTALS BY GROUP A OFFENSE CATEGORY	12
Crimes Against Persons Category	13
Homicide Offenses	13
Offense Type: Murder & Non-Negligent Manslaughter –	
Incidents by Month	13
Sex Offenses	16
Offense Type: Rape – Incidents by Month	16
Assault Offenses	19
Offense Type: Aggravated Assault – Incidents by Month	19
Crimes Against Property Category	22
Burglary Offenses	22
Larceny/Theft Offenses	24
Motor Vehicle Theft Offenses	26
Robbery Offenses	28
Crimes Against Society Category	30
Drug/Narcotic Offenses	30
Weapon Law Violations	31

CHAPTER 3: DRUG SEIZURES	32
CHAPTER 4: FAMILY VIOLENCE	33
CHAPTER 5: CALLS FOR SERVICE	34
Calls for Service Crime Clock: Reporting Year	34
Calls for Service: Annual Summary	35
CHAPTER 6: LAW ENFORCEMENT PERSONNEL	36
CHAPTER 7: CITY OF McALLEN ARREST DATA	37
Arrests by Offense – Juvenile/Adult	37
Arrests by Offense – By Gender	39
CHAPTER 8: APPENDICES	41
Appendix A: Glossary of Terms	41
Appendix B: Sources	45

EXECUTIVE SUMMARY

The McAllen NIBRS Crime Report provides an overview of offenses occurring during the reporting year reported to the McAllen Police Department. In January 2021, the McAllen Police Department completed its transition to the FBI's National Incident-Based Reporting System (NIBRS) for crime data collection.

The McAllen NIBRS 2021 Report reflects NIBRS data, such as victims, known offenders, and relationships for offenses reported in 24 categories with 52 offenses. This report also reflects arrest data for additional categories of crime.

During 2021, the McAllen Police Department reported 8,431 incidents. That NIBRS data reflects, 31% of the recorded incidents were classified as Crimes Against Persons, 51% were classified as Crimes Against Property, and 18% were classified as Crimes Against Society. During this period, the McAllen Police Department recorded 4,289 arrests with 46% classified as Group A Arrests and 54% classified as Group B Arrests.

The McAllen Police Department continues to use statistical resources by collecting information, analyzing crime trends, carefully planning strategic operations, and administrative operational functions of the Department, that are used for preventing and suppressing criminal activities.

In addition, effective strategies helped our department identify crime issues, which enabled us to address problems and to direct resources where needed most.

In closing, I express my thanks to all the members of our community and members of the McAllen Police Department for their continued commitment and dedication to our community by continuing to display the principles of community oriented policing, as well as high visibility, strict enforcement of the law, and professionalism.

Sincerely,

Victor Rodriguez
Chief of Police

INTRODUCTION

The McAllen Police Department participates in the FBI Uniform Crime Reporting Program. Uniform Crime Reporting is a part of a nationwide, cooperative statistical effort administered by the Federal Bureau of Investigation. The FBI has two crime data reporting systems, one of which is the National Incident-Based Reporting System (NIBRS) and the other is known as Summary Based Reporting (SRS). The latter reporting system has been retired.

The McAllen NIBRS Crime Report offers an analysis of crimes reported to the McAllen Police Department to the US Department of Justice (DOJ) - Federal Bureau of Investigation (FBI) National Incident-Based Reporting System (NIBRS). The UCR Program transitioned from the Summary Reporting System (SRS) to the National Incident-Based Reporting System (NIBRS) on January 1, 2021. The McAllen Police Department submits its data through the Texas Department of Public Safety Crime Records Uniform Crime Reporting Program – Incident Based Reporting System.

HISTORY OF UCR

In the 1920's, the International Association of Chiefs of Police (IACP) recognized the potential value in tracking national crime statistics. The committee on Uniform Crime Records of the IACP developed and initiated this voluntary national data collection effort in 1930. Also, in 1930, the IACP was instrumental in gaining congressional approval which authorized the FBI to serve as the national clearinghouse for statistical information on crime. In June 1966, the National Sheriff's Association (NSA) established a Committee on Uniform Crime Reporting to serve in an advisory capacity and to encourage sheriffs throughout the country to fully participate in the program. Since 1930, through the UCR Program, the FBI has collected and compiled data to use in law enforcement administration, operating, management, and to indicate fluctuations in the level of crime in America.¹

ESTABLISHING NIBRS

From March 1988 through January 1989, the FBI proceeded in developing and assuming management of the UCR Program's NIBRS. By April 1989, the national UCR Program received the first test submission of NIBRS data.²

The SRS reporting format collected monthly crime in ten offense categories and employed a hierarchy rule. Whereas NIBRS tracks 24 offense categories made up of 52 reportable Group A offenses and 10 Group B offenses. NIBRS collects information on when the incidents occurred, the victim types, the relationships of victims to offenders, the location data, property descriptions, and may result in multiple Group A offenses to be reported for a single incident. NIBRS provides better context between specific crimes such as drug/narcotics, identity theft, and sex offenses. NIBRS includes the categories of Crimes Against Persons, Crimes Against Property, and Crimes Against Society.

Under the UCR format, offense data is reported the year it is reported regardless of the year-of-occurrence and under the NIBRS format, offense data for the year-of-occurrence is amended regardless of the year reported.

¹Texas Department of Public Safety – UCR Program. (2014). *Uniform Crime Reporting Handbook*.

²U.S. Department of Justice – Federal Bureau of Investigation. (September 2018). *About the UCR Program*.

CHAPTER 1: SUMMARY OF REPORTING YEAR

Summary of Group A Offense Categories

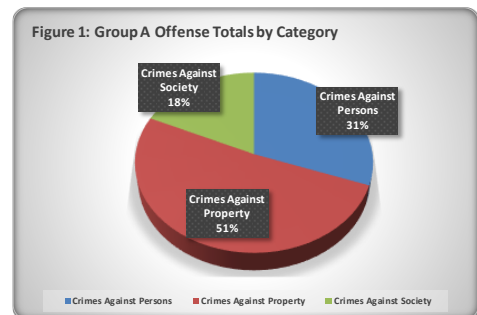
There are 52 Group A offenses classified into 24 Group A Offense categories. Each NIBRS offense belongs in one of three categories: Crimes Against Persons, Crimes Against Property, and/or Crimes Against Society. Multiple Group A offenses may be reported for a single incident.

Crimes against Persons

- During the reporting year, there were a total of 2,572 Crimes Against Persons.
- The Crimes Against Persons category yielded 31% of all offenses.

Crimes against Property

- During the reporting year, there were a total of 4,328 Crimes Against Property.
- The Crimes Against Property category yielded 51% of all offenses.



Crimes against Society

- During the reporting year, there were a total of 1,531 Crimes Against Society.
- The Crimes Against Society category yielded 18% of all offenses.

Trends & Analysis

- Trends are analyzed using two methods: Offense Volume and Offense Rate.
- This is the first McAllen NIBRS Crime Report in the NIBRS format.

Offense Volume Analysis

Crime Volume is the collective sum of all the 52 Group A offenses.

- NIBRS classifies offenses when they occur.
- During the reporting year, there were 8,431 offenses reported to the McAllen Police Department. *[See Table 1]*

Offense Rate Analysis

Offense Rates are compiled to compensate for the changes in population.

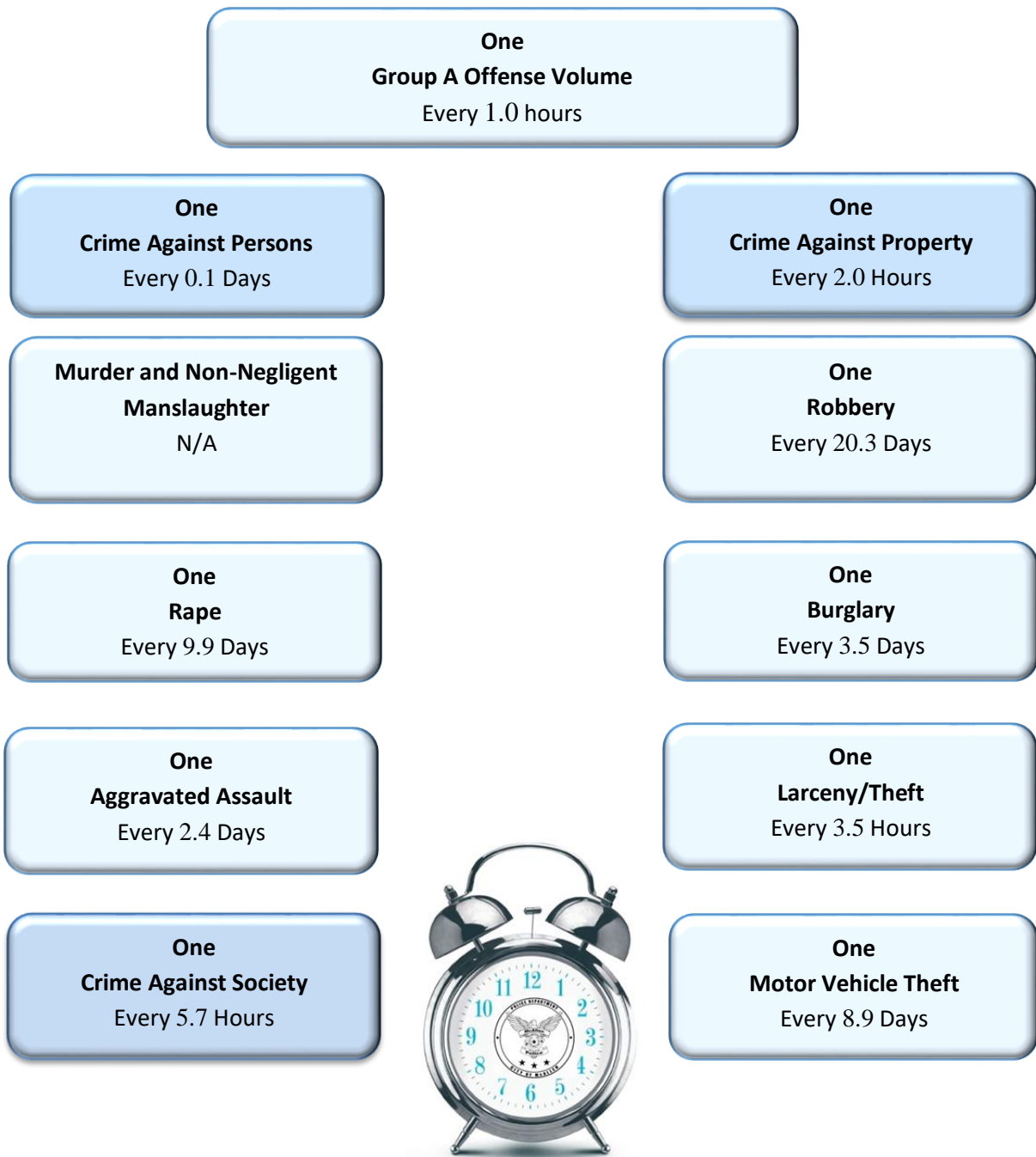
- The Offense Rate reflects the number of offenses reported per 100,000 residents. *[See Table 2]*
- The Offense Rate during the reporting year was 5,856.5 crimes per 100,000 residents.
- The Offense Rate is based on the estimates of the 2020 U.S. Census population for the city of McAllen and the annual growth rate of 1.2%.

Table 1. Offense Volume Analysis			
Group A Offenses	Current Year (2021)	Previous Year (2020)	% Change
Crimes Against Persons			
Aggravated Assault	155	N/A	N/A
Simple Assault	1,744	N/A	N/A
Intimidation	564	N/A	N/A
Murder and Non-Negligent Manslaughter	0	N/A	N/A
Negligent Manslaughter	0	N/A	N/A
Justifiable Homicide	0	N/A	N/A
Human Trafficking, Commercial Sex Acts	0	N/A	N/A
Human Trafficking, Involuntary Servitude	0	N/A	N/A
Kidnapping/Abduction	3	N/A	N/A
Rape	37	N/A	N/A
Sodomy	6	N/A	N/A
Sexual Assault With an Object	1	N/A	N/A
Fondling	56	N/A	N/A
Incest	0	N/A	N/A
Statutory Rape	6	N/A	N/A
Total of Crimes Against Persons	2,572	N/A	N/A
Crimes Against Property			
Arson	12	N/A	N/A
Bribery	2	N/A	N/A
Burglary	105	N/A	N/A
Counterfeiting / Forgery	90	N/A	N/A
Destruction/Damage/Vand	1,001	N/A	N/A
Embezzlement	8	N/A	N/A
Extortion / Blackmail	2	N/A	N/A
False Pretenses/Swindle	217	N/A	N/A
Credit Card/ATM Fraud	122	N/A	N/A
Impersonation	24	N/A	N/A
Welfare Fraud	0	N/A	N/A
Wire Fraud	2	N/A	N/A
Identity Theft	193	N/A	N/A
Hacking/Computer Invasion	6	N/A	N/A
Pocket-Picking	5	N/A	N/A
Purse-Snatching	2	N/A	N/A
Shoplifting	887	N/A	N/A
Theft From Building	18	N/A	N/A
Theft From Coin-OP Machine	9	N/A	N/A
Theft From Motor Vehicle	341	N/A	N/A
Theft Motor Veh Parts	126	N/A	N/A
All Other Larceny	1,093	N/A	N/A
Motor Vehicle Theft	41	N/A	N/A
Robbery	18	N/A	N/A
Stolen Property Offenses	4	N/A	N/A
Total of Crimes Against Property	4,328	N/A	N/A
Crimes Against Society			
Animal Cruelty	26	N/A	N/A
Drug/Narcotics Violations	932	N/A	N/A
Drug Equipment Violations	406	N/A	N/A
Betting/Wagering	0	N/A	N/A
Operating/Promoting/ Assisting Gambling	0	N/A	N/A
Gambling Equipment Violations	0	N/A	N/A
Sports Tampering	0	N/A	N/A
Pornography/Obscene Material	36	N/A	N/A
Prostitution	17	N/A	N/A
Assisting or Promoting Prostitution	0	N/A	N/A
Purchasing Prostitution	0	N/A	N/A
Weapon Law Violations	114	N/A	N/A
Total of Crimes Against Society	1,531	N/A	N/A
Total Group A Offenses	8,431	N/A	N/A

Table 2. Offense Rate Analysis			
Group A Offenses	Current Year (2021)	Previous Year (2020)	% Change
Crimes Against Persons			
Aggravated Assault	107.7	N/A	N/A
Simple Assault	1,211.5	N/A	N/A
Intimidation	391.8	N/A	N/A
Murder and Non-Negligent Manslaughter	0.0	N/A	N/A
Negligent Manslaughter	0.0	N/A	N/A
Justifiable Homicide	0.0	N/A	N/A
Human Trafficking, Commercial Sex Acts	0.0	N/A	N/A
Human Trafficking, Involuntary Servitude	0.0	N/A	N/A
Kidnapping/Abduction	2.1	N/A	N/A
Rape	25.7	N/A	N/A
Sodomy	4.2	N/A	N/A
Sexual Assault With an Object	0.7	N/A	N/A
Fondling	38.9	N/A	N/A
Incest	0.0	N/A	N/A
Statutory Rape	4.2	N/A	N/A
Total of Crimes Against Persons	1,786.6	N/A	N/A
Crimes Against Property			
Arson	8.3	N/A	N/A
Bribery	1.4	N/A	N/A
Burglary	72.9	N/A	N/A
Counterfeiting / Forgery	62.5	N/A	N/A
Destruction/Damage/Vand	695.3	N/A	N/A
Embezzlement	5.6	N/A	N/A
Extortion / Blackmail	1.4	N/A	N/A
False Pretenses/Swindle	150.7	N/A	N/A
Credit Card/ATM Fraud	84.7	N/A	N/A
Impersonation	16.7	N/A	N/A
Welfare Fraud	0.0	N/A	N/A
Wire Fraud	1.4	N/A	N/A
Identity Theft	134.1	N/A	N/A
Hacking/Computer Invasion	4.2	N/A	N/A
Pocket-Picking	3.5	N/A	N/A
Purse-Snatching	1.4	N/A	N/A
Shoplifting	616.1	N/A	N/A
Theft From Building	12.5	N/A	N/A
Theft From Coin-OP Machine	6.3	N/A	N/A
Theft From Motor Vehicle	236.9	N/A	N/A
Theft Motor Veh Parts	87.5	N/A	N/A
All Other Larceny	759.2	N/A	N/A
Motor Vehicle Theft	28.5	N/A	N/A
Robbery	12.5	N/A	N/A
Stolen Property Offenses	2.8	N/A	N/A
Total of Crimes Against Property	3,006.4	N/A	N/A
Crimes Against Society			
Animal Cruelty	18.1	N/A	N/A
Drug/Narcotics Violations	647.4	N/A	N/A
Drug Equipment Violations	282.0	N/A	N/A
Betting/Wagering	0.0	N/A	N/A
Operating/Promoting/ Assisting Gambling	0.0	N/A	N/A
Gambling Equipment Violations	0.0	N/A	N/A
Sports Tampering	0.0	N/A	N/A
Pornography/Obscene Material	25.0	N/A	N/A
Prostitution	11.8	N/A	N/A
Assisting or Promoting Prostitution	0.0	N/A	N/A
Purchasing Prostitution	0.0	N/A	N/A
Weapon Law Violations	79.2	N/A	N/A
Total of Crimes Against Society	1,063.5	N/A	N/A
Total Group A Offenses	5,856.5	N/A	N/A

CRIME CLOCK: REPORTING YEAR

- This mode of display represents the annual ratio of offense volume to fixed time intervals.
- This is an aggregate representation of some NIBRS data. It is designed to convey the annual reported offense experience by showing the relative frequency of occurrence of offenses in the reporting year.



CHAPTER 2: TOTALS BY GROUP A OFFENSE CATEGORY

As of January 2021, the McAllen Police Department began reporting NIBRS data to the UCR Program. The McAllen NIBRS Crime Report will analyze and reflect on NIBRS data for the offenses of Murder and Non-Negligent Manslaughter, Rape, Aggravated Assault, Robbery, Burglary, Larceny/Theft, Motor Vehicle Theft, Drug/Narcotic Violations and Weapon Law Violations.

During the reporting year, the McAllen Police Department reported 8,431 offenses.

Below is a breakdown of the offenses by Offense Type for the reporting year.

Table 3. Totals By Group A Offense Category		Current Year (2021)	Previous Year (2020)	%Change
Crimes Against Persons	Assault Offenses	2,463	N/A	N/A
	Homicide Offenses	0	N/A	N/A
	Human Trafficking Offenses	0	N/A	N/A
	Kidnapping/Abduction Offenses	3	N/A	N/A
	Sex Offenses	100	N/A	N/A
	Sex Offenses, Non-Forcible	6	N/A	N/A
	Total	2,572	N/A	N/A
Crimes Against Property	Arson Offenses	12	N/A	N/A
	Bribery Offenses	2	N/A	N/A
	Burglary Offenses	105	N/A	N/A
	Counterfeiting/Forgery Offenses	90	N/A	N/A
	Destruction/Damage/Vandalism Offenses	1,001	N/A	N/A
	Embezzlement Offenses	8	N/A	N/A
	Extortion/Blackmail Offenses	2	N/A	N/A
	Fraud Offenses	564	N/A	N/A
	Larceny Offenses	2,481	N/A	N/A
	Motor Vehicle Theft Offenses	41	N/A	N/A
	Robbery Offenses	18	N/A	N/A
	Stolen Property Offenses	4	N/A	N/A
	Total	4,328	N/A	N/A
Crimes Against Society	Animal Cruelty Offenses	26	N/A	N/A
	Drug/Narcotic Offenses	1,338	N/A	N/A
	Gambling Offenses	0	N/A	N/A
	Pornography/Obscene Material Offenses	36	N/A	N/A
	Prostitution Offenses	17	N/A	N/A
	Weapon Law Violations	114	N/A	N/A
Total	1,531	N/A	N/A	
Group A Offense Category Totals		8,431	N/A	N/A

Crimes Against Persons Category

❖ Homicide Offenses

Homicide offenses are defined as the “killing of one human being by another”. The offenses reported under the category of Homicide are: Murder and Non-negligent Manslaughter, Negligent Manslaughter, and Justifiable Homicide.

Offense Category	Crime Code	Offense Type	#
Homicide Offenses	09A	Murder and Non-Negligent Manslaughter	0
	09B	Negligent Manslaughter	0
	09C	Justifiable Homicide	0
Homicide Offense Totals			0

OFFENSE VOLUME

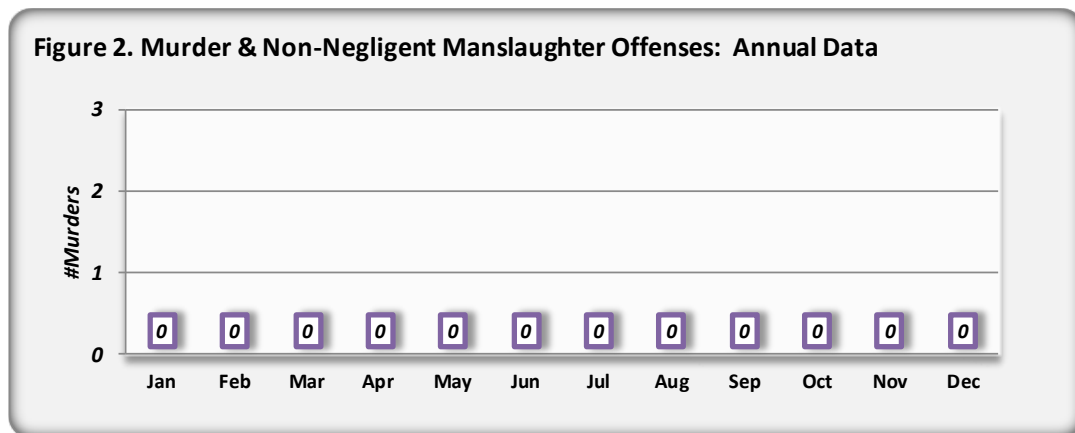
- There were 0 Murders and Non-Negligent Manslaughters occurring in the reporting year.
- There were 0 Negligent Manslaughters occurring in the reporting year.
- There were 0 Justifiable Homicides occurring in the reporting year.

OFFENSE RATE

- The Murder and Non-Negligent Manslaughter Offense Rate during the reporting year was 0.0.
- The Negligent Manslaughter Offense Rate during the reporting year was 0.0.
- The Justifiable Homicide Offense Rate during the reporting year was 0.0.

■ Offense Type: Murder and Non-Negligent Manslaughter – Incidents by Month

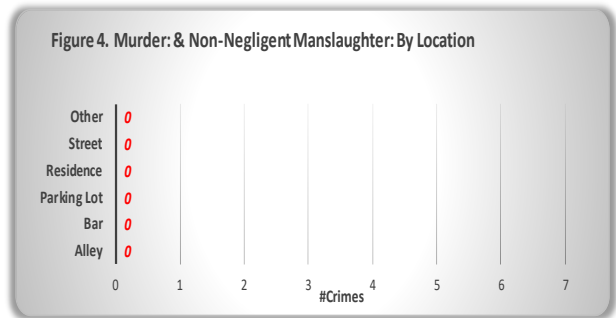

Murder and Non-Negligent Manslaughter as defined in NIBRS is “the willful (non-negligent) killing of one human being by another”. In addition, the National UCR Program classifies assault to Murder and attempted murder as Aggravated Assault, and it counts some accidental deaths as Negligent Manslaughter.³



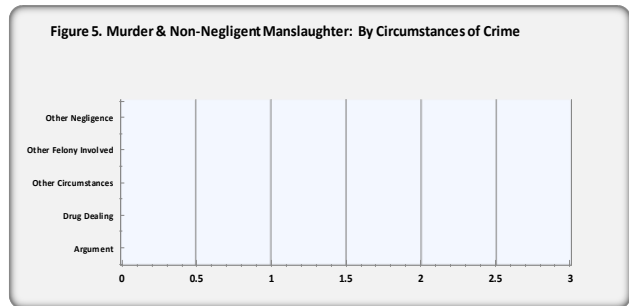
³United States Department of Justice, Federal Bureau of Investigation – CJIS Division. (2021). *2021.1 National Incident-Based Reporting System User Manual*.

NATURE OF CRIME

- Of the 0 Murders and Non-Negligent Manslaughters, 0% were committed with the use of a Firearm, 0% were committed by the use of a Knife/Cutting instrument, 0% were committed using a Blunt Object, 0% were committed using Strong-Arm weapons (hands, feet, fists, etc.) and 0% were committed with a weapon listed as Other/Unknown. [See Figure 3]
- Of the 0 Murders and Non-Negligent Manslaughters occurred, 0 were committed in a Residential location, 0 were committed in the Parking Lot, 0 were committed in a Bar, 0 were committed in an Alley, 0 were committed in an Other/Unknown location, and 0 were committed on a Street location. [See Figure 4]

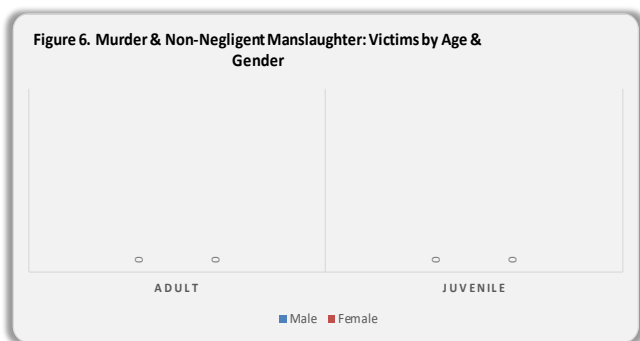


- Of the 0 Murders and Non-Negligent Manslaughters committed in the reporting year, 0 were a committed as a result of an Argument, 0 were committed as a result of a Drug Dealing circumstance, 0 were committed as a result of an Other Circumstance, 0 were committed as a result of Other Felony Involved circumstance, and 0 were committed as a result of Other Negligence circumstance.



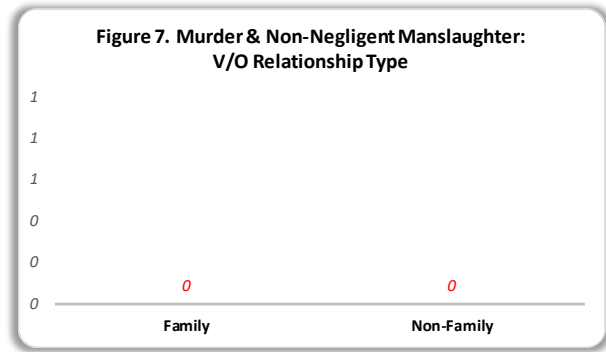
VICTIMOLOGY

- During the reporting year, there were 0 victims of Murder and Non-Negligent Manslaughter.
- Based on the data of the reporting year, 0 of victims were Males and 0 of victims were Females.
- Of those 0 victims, 0 were Adults and 0 were Juveniles.



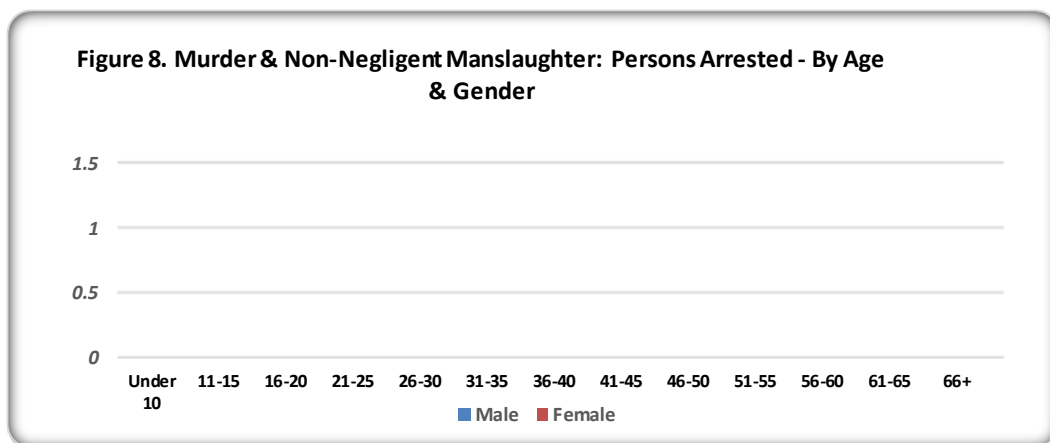
VICTIM/OFFENDER RELATIONSHIP

- In NIBRS, the data collected for Victim/Offender relationship is that of the relationship of the victims to the offenders, not the relationship of the offenders to the victims.
- Based on the data of the reporting year, 0% of victims were murdered by a Family member and 0% were murdered by a Non-Family member.



PERSONS ARRESTED

- During the reporting year, there were 0 persons arrested for Murder and Non-Negligent Manslaughter.
- Of those 0 persons arrested, 0 were Adults and 0 were Juveniles.
- Of the 0 persons arrested, 0 were Males and 0 were Females.



❖ SEX OFFENSES

Sex Offenses are defined as any sexual act directed against another person without the consent of the victim, including instances where the victim is incapable of giving consent.⁴ The offenses reported under the category of Sex Offenses are: Rape, Sodomy, Sexual Assault with an Object, and Fondling.

Offense Category	Crime Code	Offense Type	#
Sex Offenses	11A	Rape	37
	11B	Sodomy	6
	11C	Sexual Assault w/Object	1
	11D	Fondling	56
Sex Offense Totals			100

OFFENSE VOLUME

- There were 37 Rapes committed in the reporting year.
- There were 6 Sodomy offense types committed in the reporting year.
- There were 1 Sexual Assault with an Object offense types committed in the reporting year.
- There were 56 Fondling offense types committed in the reporting year.

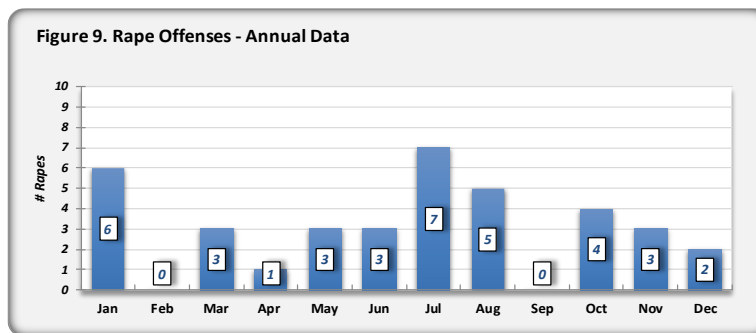
OFFENSE RATE

- The Rape Offense Rate during the reporting year was 25.7.
- The Sodomy Offense Rate during the reporting year was 4.2.
- The Sexual Assault with an Object Offense Rate during the reporting year was 0.7.
- The Fondling Offense Rate during the reporting year was 38.9.

■ Offense Type: Rape – Incidents by Month

Rape is defined by NIBRS as “the carnal knowledge of a person, without the consent of the victim, including instances where the victim is incapable of giving consent because of his/her age or because of his/her temporary or permanent mental or physical incapacity”. *Black’s Law Dictionary*, 6th ed., defines *carnal knowledge* as the act of a man having sexual bodily connections with a woman; sexual intercourse. There is *carnal knowledge* if there is the slightest penetration of the sexual organ of the female by the sexual organ of the male.⁵

Statutory rape and incest are excluded from this category and are listed under the category of Sex Offenses, Non-Forcible.

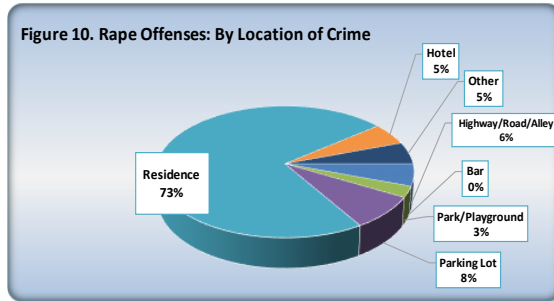


⁴United States Department of Justice, Federal Bureau of Investigation – CJIS Division. (2021). *2021.1 NIBRS User Manual*.

⁵Ibid.

NATURE OF CRIME

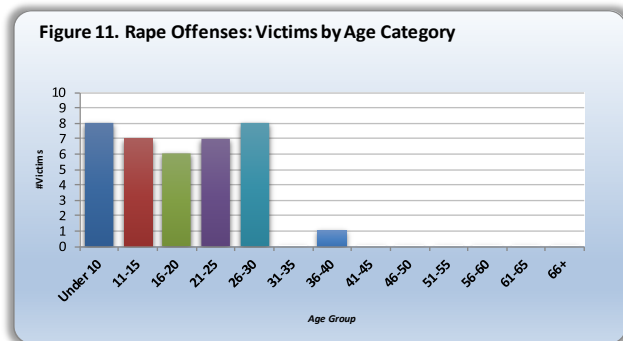
- In the reporting year, 73% of Rapes occurred in a Residence/Apartment type location.



VICTIMOLOGY

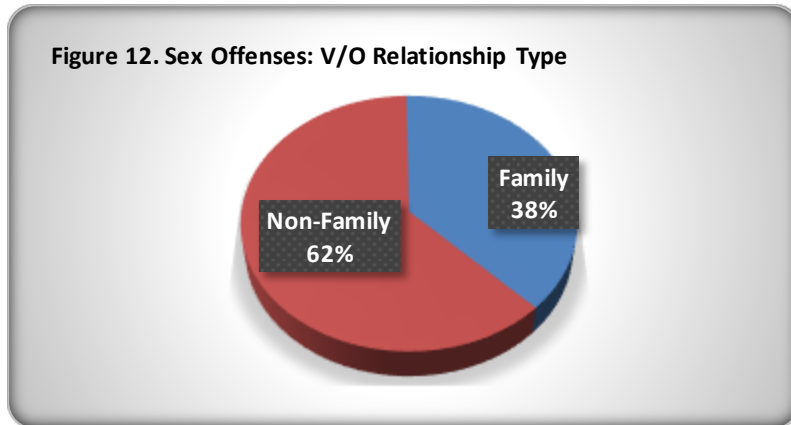
Rapes differ from other violent crimes because in many cases the victims are hesitant to report the offense to the police. The rigors of court procedures, embarrassment, and fear of any accompanying stigma exert a deterrent effect upon the victim’s willingness to contact the police. As attitudes towards the reporting of rape change, trends in the number of reported offenses can be expected to change accordingly.

- For data compiled of committed reporting year Rape offenses, there were 37 victims.
- During the reporting year, the age group reporting the highest incidence was the age group of under 10 years of age and 26-30 years of age.
- Based on the data reported in the reporting year, 100% of the victims were Hispanic and 100% were Females.



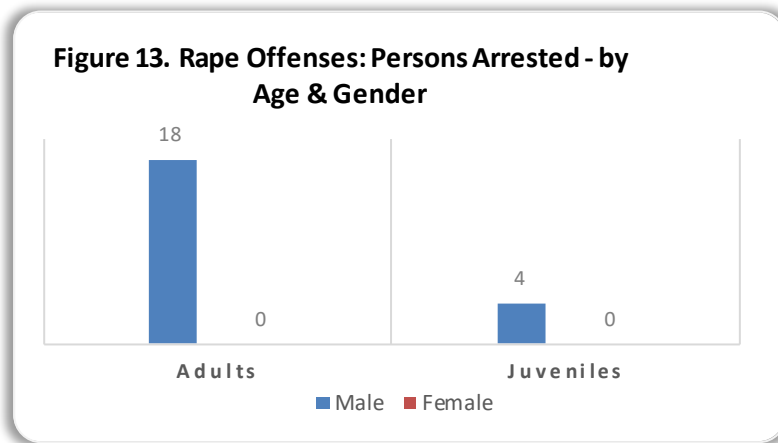
VICTIM/OFFENDER RELATIONSHIP

- In NIBRS, the data collected for victim/offender relationship is that of the relationship of the victims to the offenders, not the relationship of the offenders to the victims.
- Based on the data compiled during the reporting year 38% of victims were raped by a Family member and 62% were raped by a Non-Family member. [See Figure 12].
- In the Non-Family category, most victims were ‘Otherwise Known’ to the offender.
- In the Family category, most victims of rape were an ‘Other Family Member’ of the offender.



PERSONS ARRESTED

- During the reporting year, there were a total of 22 persons arrested for Rape.
- Of the 22 persons arrested, 18 persons were Adults and 4 were Juveniles.
- Of the 22 persons arrested, 22 persons were Males and 0 persons were Females.



❖ ASSAULT OFFENSES

Assault offenses are defined as unlawful attacks by one person upon another. The Assault offenses are recorded in three categories: Aggravated Assaults, Simple Assaults, and Intimidation. By definition there are no attempted assaults, only completed assaults. The weapons used or the extent of the injury sustained will be the deciding factors in distinguishing the corresponding assault offense(s).

Offense Category	Offense Type	Crime Code	#
Assault Offenses	Aggravated Assault	13A	155
	Simple Assault	13B	1,744
	Intimidation	13C	564
Assault Offense Totals			2,463

OFFENSE VOLUME

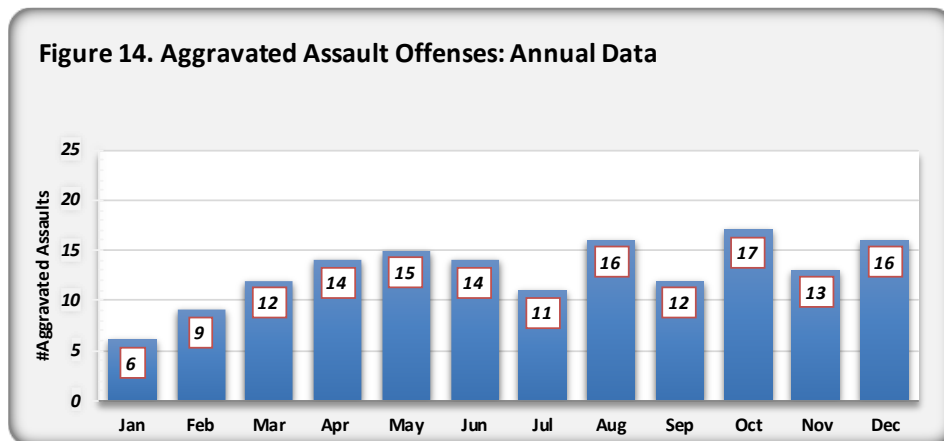
- There were 155 Aggravated Assaults committed in the reporting year.
- There were 1,744 Simple Assault offense types committed in the reporting year.
- There were 564 Intimidation offense types committed in the reporting year.

OFFENSE RATE

- The Aggravated Assault Offense Rate during the reporting year was 107.7.
- The Simple Assault Offense Rate during the reporting year was 1,211.5.
- The Intimidation Offense Rate during the reporting year was 391.8.

■ Offense Type: Aggravated Assault Offenses – Incidents by Month

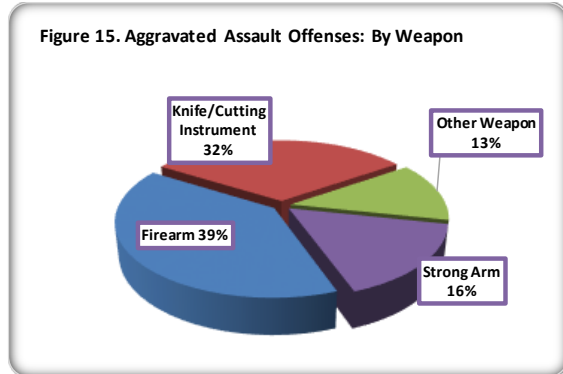
Aggravated Assault is defined as an unlawful attack by one person upon another wherein the offender uses a dangerous weapon or displays it in a threatening manner or the victim suffers obvious severe or aggravated bodily injury, or where there was a risk for serious injury/intent to seriously injure.⁶ It is not necessary for injury to result to classify an Aggravated Assault.



⁶United States Department of Justice, Federal Bureau of Investigation – CJIS Division. (2021). *2021.1 NIBRS User Manual*.

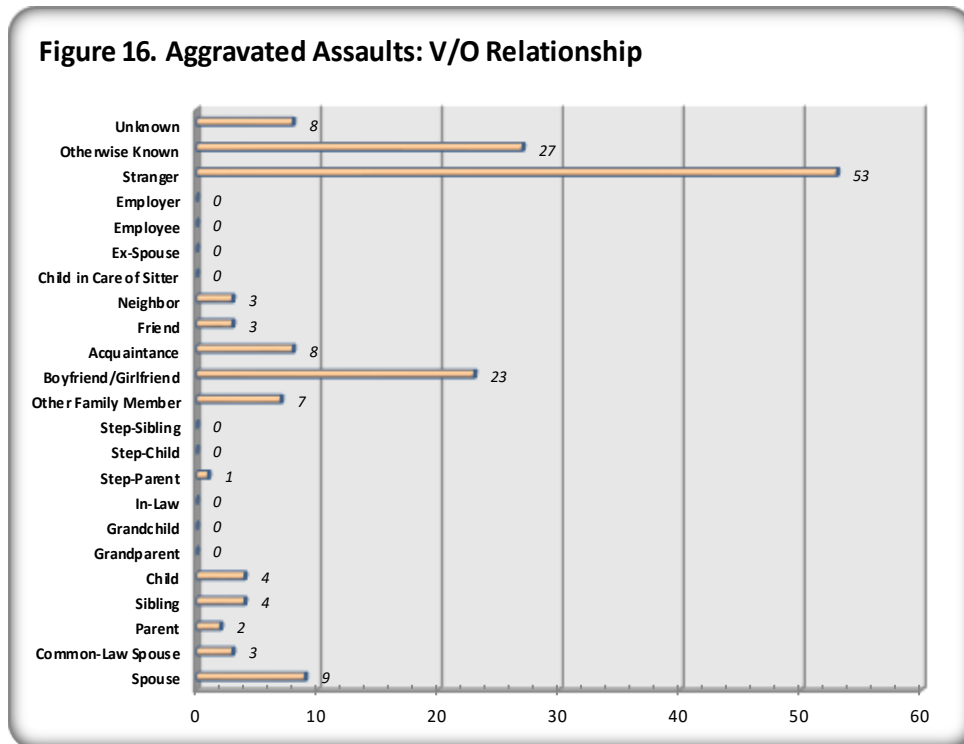
NATURE OF CRIME

- Of the 155 reported Aggravated Assaults committed in the reporting year, the most frequently used weapon in the commission of an Aggravated Assault was a Firearm.
- Nearly 39% of Aggravated Assaults in the reporting year were committed with a Firearm.
- Knives/Cutting Instruments were used in 32% of all reported Aggravated Assaults. [See Figure 15].



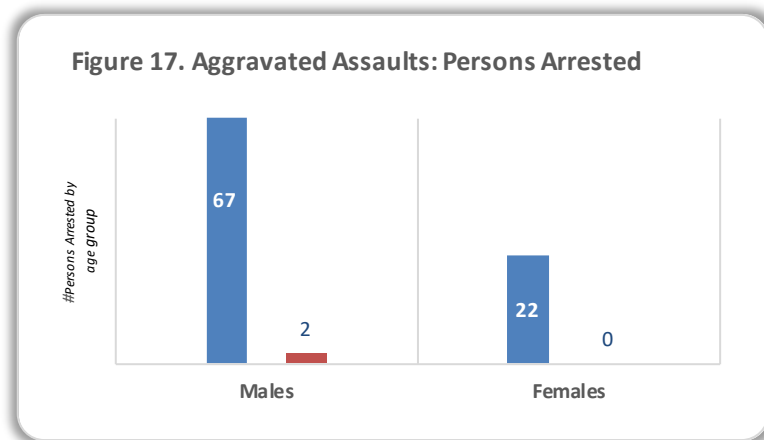
VICTIM/OFFENDER RELATIONSHIP

- Of the 155 Aggravated Assault offenses committed during the reporting year, 53 were family violence related.
- Based on the data compiled in the reporting year, 34% of victims of Aggravated Assault were of a Family relationship type and 66% of victims were Non-Family. [See Figure 16].



PERSONS ARRESTED

- During the reporting year, there were a total of 91 persons arrested for Aggravated Assault offenses. [See Figure 17].
- Of the 91 persons arrested for Aggravated Assault, 89 were Adults and 2 were Juveniles.
- Of the 91 persons arrested for Aggravated Assault, 69 were Males and 22 were Females.



Crimes Against Property Category

❖ BURGLARY OFFENSES

Burglary is defined as the unlawful entry into a building or other structure with the intent to commit a felony or a theft.⁷

OFFENSE VOLUME

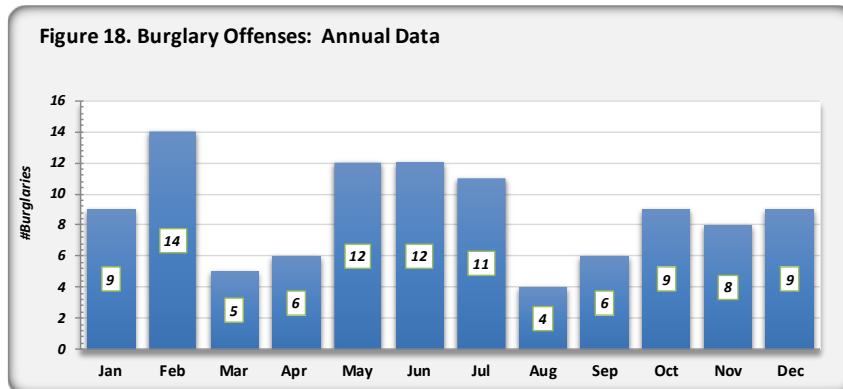
- There were 105 Burglary offenses committed in the reporting year.

OFFENSE RATE

- The Burglary Offense Rate during the reporting year was 72.9.

■ Offense Type: Burglary Offenses – Incidents by Month

The National UCR Program’s definition of structure includes, but is not limited to, an apartment, barn, cabin, church, condominium, dwelling house, factory, garage, house trailer, office, school, railroad car and other buildings. The structure should have four walls, a roof, and a door.⁸




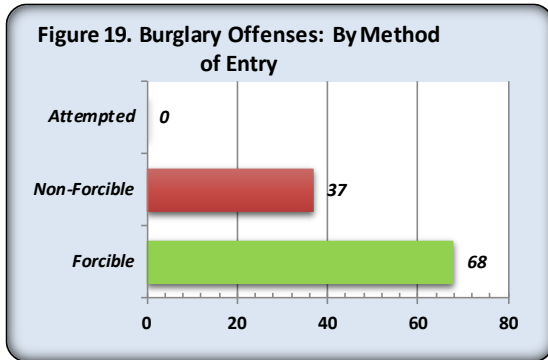
NATURE OF CRIME

- Of the Burglary offenses committed in the reporting year, 65% were Burglaries committed with Forced Entry, 35% of Burglaries were committed with No Forced Entry, and 0% were Attempted Entry. [See Figure 19].

⁷United States Department of Justice, Federal Bureau of Investigation – CJIS Division. (2021). *2021.1 National Incident-Based Reporting System User Manual: Version 1.0.*

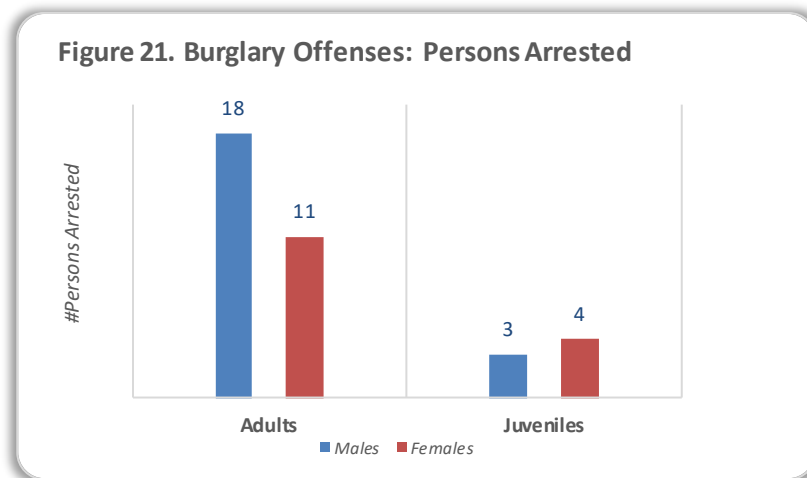
⁸ibid.

- Of all Burglaries committed in the reporting year, 58% burglaries occurred in a Residential location and 42% occurred in a Non-Residential location. [See Figure 20].



PERSONS ARRESTED

- During the reporting year, there were a total of 36 persons arrested for Burglary offenses.
- Of the 36 persons arrested for Burglary, 29 were Adults and 7 were Juveniles.
- Of those arrested for Burglary, 21 were Males and 15 were Females.



❖ LARCENY/THEFT OFFENSES

Larceny is defined as the unlawful taking, carrying, leading, or riding away of property from the possession or constructive possession of another person.⁹

Larceny/Theft includes crimes in eight (8) sub-categories. The subcategories are: (1) Pocket-picking, (2) Purse-snatching, (3) Shoplifting, (4) Theft from Building, (5) Theft from Coin-Operated Machine or Device, (6) Theft from Motor Vehicle, (7) Theft of Motor Vehicle Parts or Accessories, and (8) All Other Larceny.

Offense Category	Offense Type	Crime Code	#
Larceny/Theft Offenses	Pocket-picking	23A	5
	Purse-Snatching	23B	2
	Shoplifting	23C	887
	Theft From Building	23D	18
	Theft From Coin-OP Machine	23E	9
	Theft From Motor Vehicle	23F	341
	Theft Motor Veh Parts	23G	126
	All Other Larceny	23H	1,093
Larceny/Theft Totals			2,481

OFFENSE VOLUME

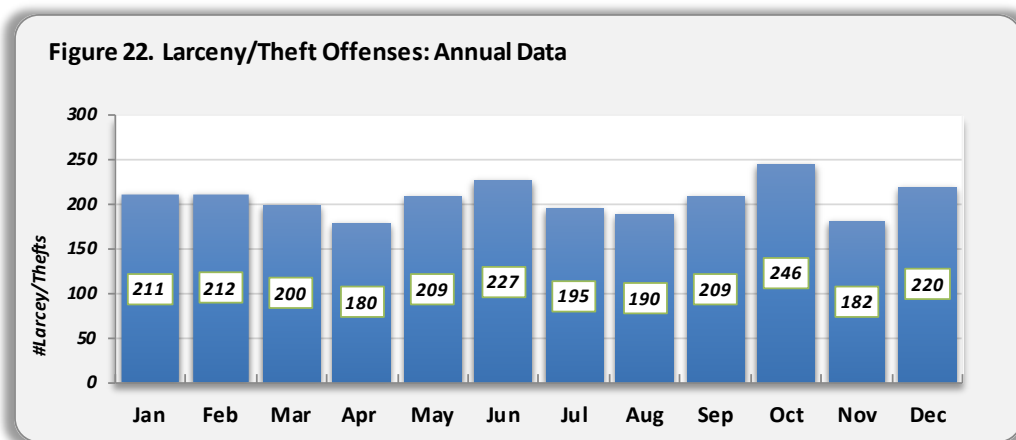
- There were 2,481 Larceny/Theft offenses committed in the reporting year.

OFFENSE RATE

- The Larceny/Theft Offense Rate during the reporting year was 1,723.4 offenses.

Offense Type: Larceny/Theft Offenses – Incidents by Month

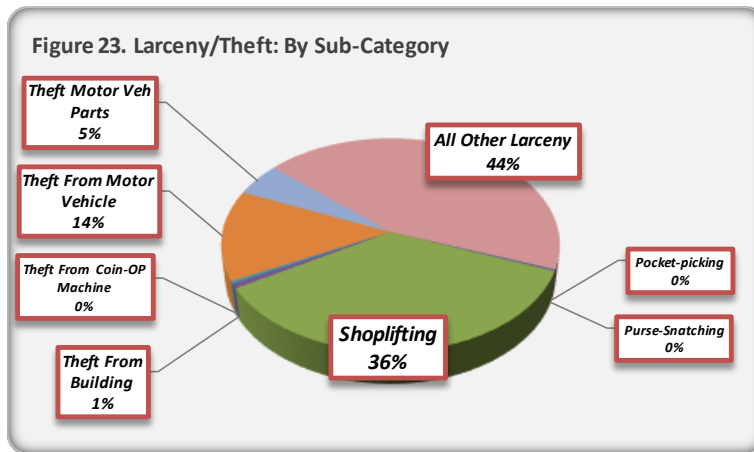
- The total number of reported Larceny/Theft offenses are reflected below by month.



⁹United States Department of Justice, Federal Bureau of Investigation – CJIS Division. (2021). *2021.1 National Incident-Based Reporting System User Manual: Version 1.0.*

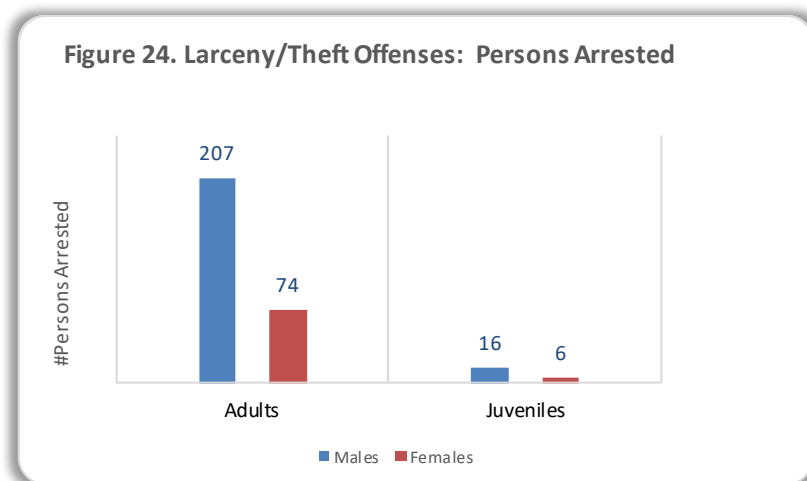
NATURE OF CRIME

- Of the eight (8) Larceny/Theft subcategories committed in the reporting year, the largest category of theft was the offense type of Theft – All Other with 1,093 offenses.
- Of the 2,481 Larceny/Theft offenses committed in the reporting year, 36% were Shoplifting offenses, 14% were Theft from Motor Vehicle offenses, 5% were Theft from Motor Vehicle Parts, 1% were Theft from Building and 44% were Theft – All Other offenses.



PERSONS ARRESTED

- There were 303 persons arrested for Larceny/Theft offenses during the reporting year.
- Of the 303 persons arrested for Larceny/Theft, 281 were Adults and 22 were Juveniles.
- Of those arrested for Larceny/Theft offenses, 223 were Males and 80 were Females.



❖ MOTOR VEHICLE THEFT OFFENSES

Motor Vehicle Theft is defined as a theft of a motor vehicle¹⁰. Motor vehicle includes the theft or attempted theft of a motor vehicle, which the National UCR Program defines as a self-propelled vehicle that runs on the surface of land and not on rails.¹¹

The category of Motor Vehicle Theft is further sub-categorized into five subcategories: (1) Automobiles, (2) Buses, (3) Recreational Vehicles, (4) Trucks, and (5) Other Vehicles. Motor Vehicle Thefts should not include the taking of a vehicle for temporary use when prior authority has been granted or can be assumed, such as in family situations. Motor Vehicle Thefts do not include farm equipment (tractors, combines, etc.)¹²

OFFENSE VOLUME

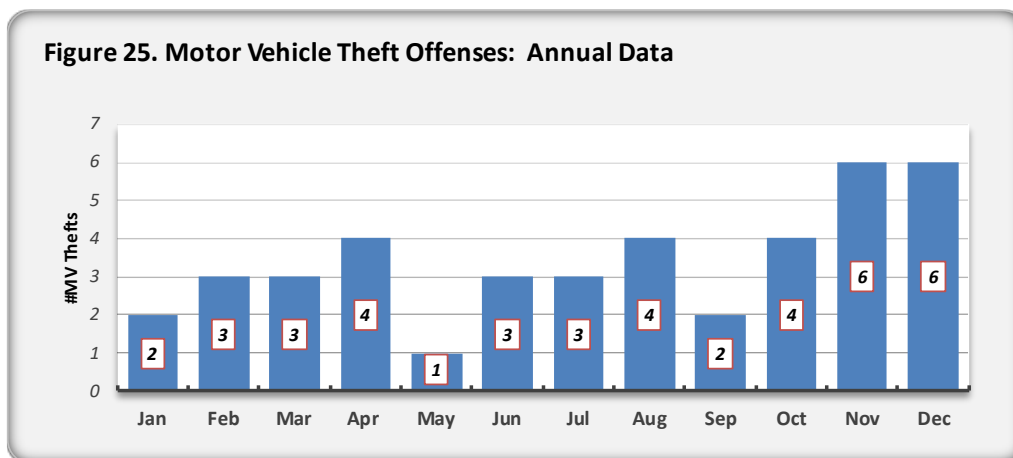
- There were 41 Motor Vehicle Theft offenses committed in the reporting year.

OFFENSE RATE

- The Motor Vehicle Theft Offense Rate during the reporting year was 28.5 offenses.

■ Offense Type: Motor Vehicle Theft Offenses – Incidents by Month

- The total number of reported Motor Vehicle Theft offenses are reflected below by month.



¹⁰ United States Department of Justice, Federal Bureau of Investigation – CJIS Division. (2021). *2021.1 NIBRS User Manual*.

¹¹Ibid.

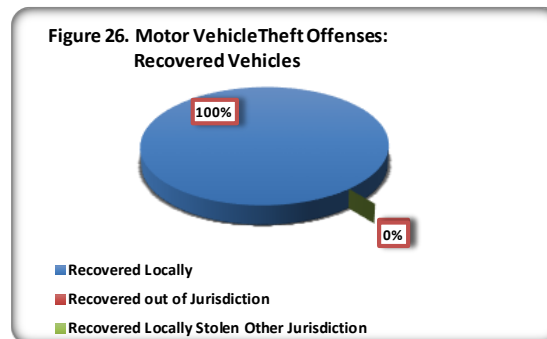
¹² Ibid.

NATURE OF CRIME

- Of the Motor Vehicle Theft types committed in the reporting year, there were 18 Automobiles, 21 Trucks, and 2 Other Vehicle types. [See Table 8].

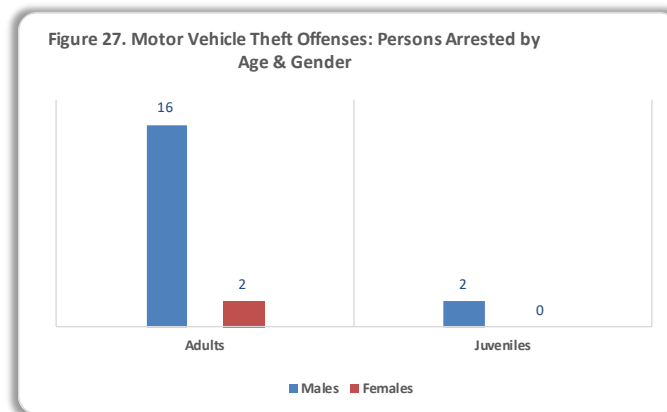
Table 8. Motor Vehicle Thefts by Vehicle Type	
MV Type	# Stolen
Automobiles	18
Buses	0
Recreational Vehicles	0
Trucks	21
Other Vehicle	2
TOTALS	41

- Of the 41 Motor Vehicle Thefts committed in the reporting year, 28 vehicles were recovered.
- Of those recovered vehicles in the reporting year, 28 motor vehicles were stolen local/recovered local. [See Figure 26].



PERSONS ARRESTED

- There were 20 persons arrested for Motor Vehicle Theft offenses during the reporting year.
- Of the 20 persons arrested for Motor Vehicle Theft, 18 were Adults, 2 were Juveniles.
- Of the 20 persons arrested for Motor Vehicle Theft, 18 were Males and 2 were Females.



❖ ROBBERY OFFENSES

Robbery is defined as taking of anything of value from the control, custody, or care of another person by force or threat of force and/or by putting the victim in fear of immediate harm.¹³

OFFENSE VOLUME

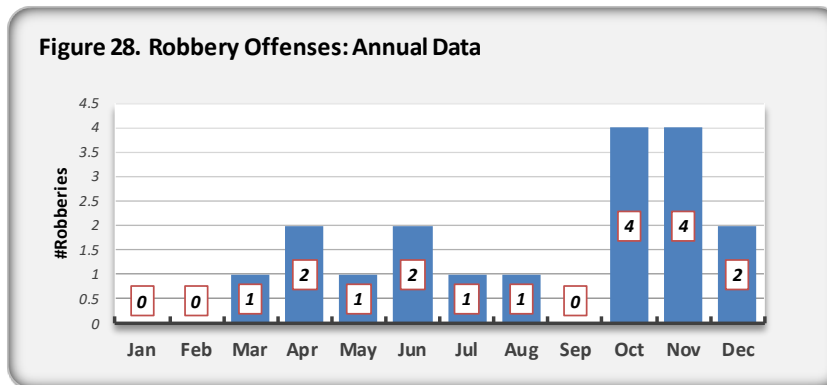
- There were 18 Robbery offenses committed in the reporting year.

OFFENSE RATE

- The Robbery Offense Rate during the reporting year was 12.5 offenses.

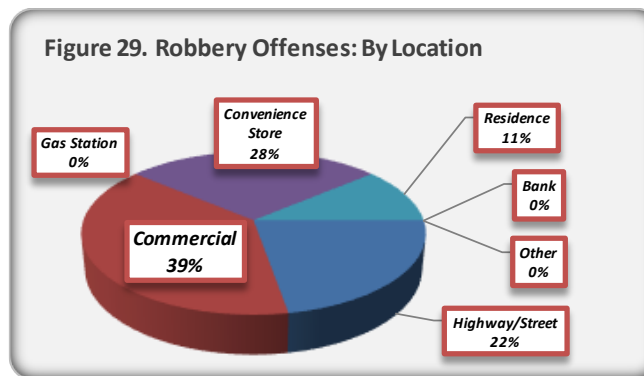
Offense Type: Robbery Offenses – Incidents by Month

- The total number of reported Robbery offenses are reflected below by month.



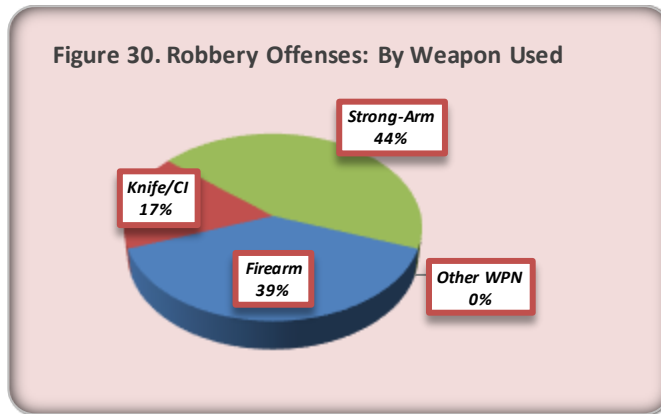
NATURE OF CRIME

- Of the Robbery offenses committed in the reporting year, 39% of the Robbery offenses were committed in Commercial locations, 28% were committed in Convenience stores, 22% were committed on a Highway/Street, and 11% were committed while at a Residence type location.



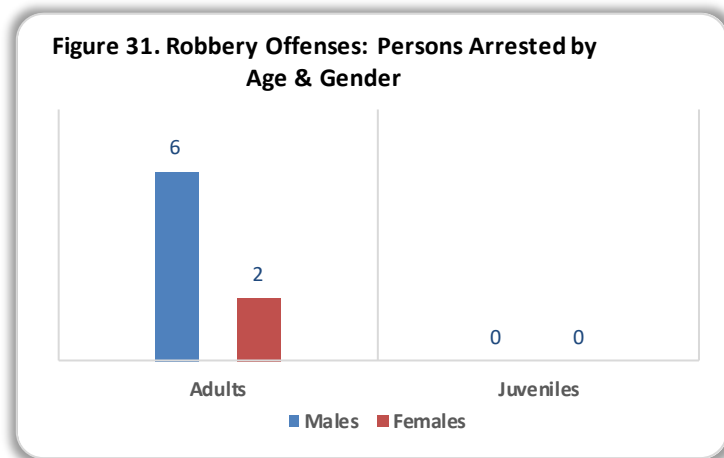
¹³United States Department of Justice, Federal Bureau of Investigation – CJIS Division. (2021). *2021.1 National Incident-Based Reporting System User Manual: Version 1.0.*

- Of the 18 Robberies, the use of a weapon type of Knives/Cutting Instruments accounted for 17% of the Robberies committed. The use of a firearm accounted for 39% of the Robberies reported and 44% were committed using Strong Arm – Personal Weapons (i.e. Hands, Feet, etc.) .



PERSONS ARRESTED

- There were 8 persons arrested for Robbery offenses during the reporting year.
- Of those 8 persons arrested, 8 were Adults and 0 were Juveniles.
- Of those arrested for Robbery, 6 were Males and 2 was a Female.



Crimes Against Society Category

❖ DRUG/NARCOTIC OFFENSES

Drug/Narcotic Offenses are defined as the violation of laws prohibiting the production, distribution, and/or use of certain controlled substances and the equipment or devices utilized in their preparation and/or use.¹⁴

Offense Category	Crime Code	Offense Type	#
Drug/Narcotic Offenses	35A	Drug/Narcotics Violations	932
	35B	Drug Equipment Violations	406
Drug/Narcotic Offenses Totals			1,338

OFFENSE VOLUME

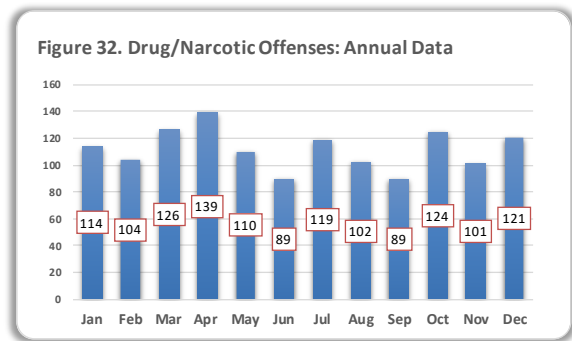
- There were 932 Drug/Narcotic Violations committed in the reporting year.
- There were 406 Drug Equipment Violations committed in the reporting year.

OFFENSE RATE

- The Drug/Narcotic Violations Offense Rate during the reporting year was 647.4 offenses.
- The Drug Equipment Violation Offense Rate during the reporting year was 282.0 offenses.

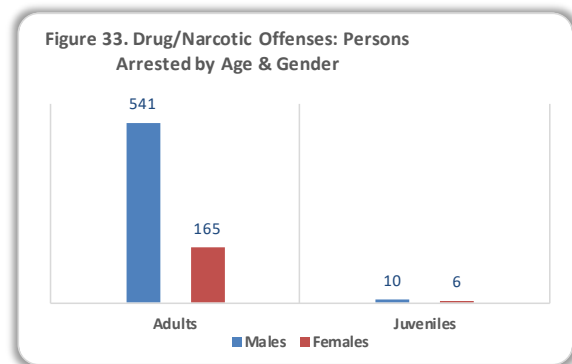
■ Drug/Narcotic Offenses – Incidents by Month

- The total number of reported Drug/Narcotic Offenses are reflected by month [See Figure 32].



PERSONS ARRESTED

- There were 722 persons arrested for Drug/Narcotic offenses during the reporting year. [See Figure 33].
- Of those 722 persons arrested, 586 were for Drug/Narcotic Violations and 136 were for Drug/Equipment Violations.
- Of the 722 arrested persons for Drug/Narcotic offenses, 706 were Adults and 16 were Juveniles.
- Of those 722 arrested for Drug /Narcotic offenses, 551 were Males and 171 were Females.



¹⁴United States Department of Justice, Federal Bureau of Investigation – CJIS Division. (2021). 2021.1 National Incident-Based Reporting System User Manual: Version 1.0.

❖ WEAPON LAW VIOLATIONS

Weapon Law Violations are defined as the violation of laws or ordinances prohibiting the manufacture, sale, purchase, transportation, possession, concealment, or use of firearms, cutting instruments, explosives, incendiary devices, or other deadly weapons.¹⁵

OFFENSE VOLUME

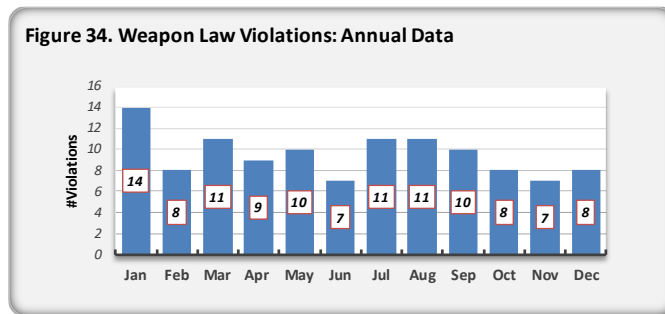
- There were 114 Weapon Law Violations committed in the reporting year.

OFFENSE RATE

- The Weapon Law Violation Offense Rate during the reporting year was 79.2 offenses.

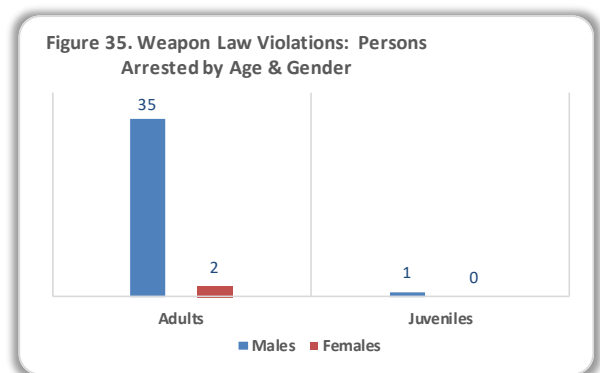
■ Weapon Law Violations – Incidents by Month

- The total number of reported Weapon Law Violations are reflected below by month.



PERSONS ARRESTED

- There were 38 persons arrested for Weapon Law Violations during the reporting year.
- Of those 38 persons arrested, 37 were Adults and 1 was a Juvenile.
- Of those arrested for Weapon Law Violations, 36 were Males and 2 were Females.



¹⁵ United States Department of Justice, Federal Bureau of Investigation – CJIS Division. (2021). *2021.1 National Incident-Based Reporting System User Manual: Version 1.0.*

CHAPTER 3: DRUG SEIZURES

- Drug seizure information is presented in compliance with Health & Safety Code Section §481.185 and its requirement that each law enforcement agency in this state shall file monthly with the director a report of all arrests made for drug offenses and quantities of controlled substances seized during the preceding month.¹⁶
- The NIBRS program collects information on up to three different types of drug seized within a single incident.
- The chart below displays the quantity of drugs seized in the City of McAllen during the reporting year.
- The information presented are drugs seized by the McAllen Police Department and do not include drugs seized by any federal law enforcement agency.

Drug Type	Type	Quantity
Cannabinoids	Marijuana	189 lbs
	Hashish	0.67 lbs
Opiates	Heroin	1 gm
Cocaine	Cocaine	1.76 lbs
Hallucinogens	LSD	14 DU
	PCP	0
	Designer Drugs	0.76 lbs
Other Drugs	Amphetamines/Methamphetamines	1.75 lbs
	Synthetic Narcotics	133 DU
	Tranquilizers	0

Quantity Codes: Pounds (lbs), Grams (gm), Dosage Unit (DU)

¹⁶Texas Department of Public Safety – UCR Program. (June 2021). *Texas-Centric Technical Specifications and Error Codes*.

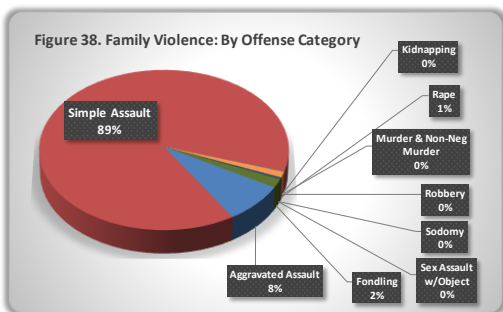
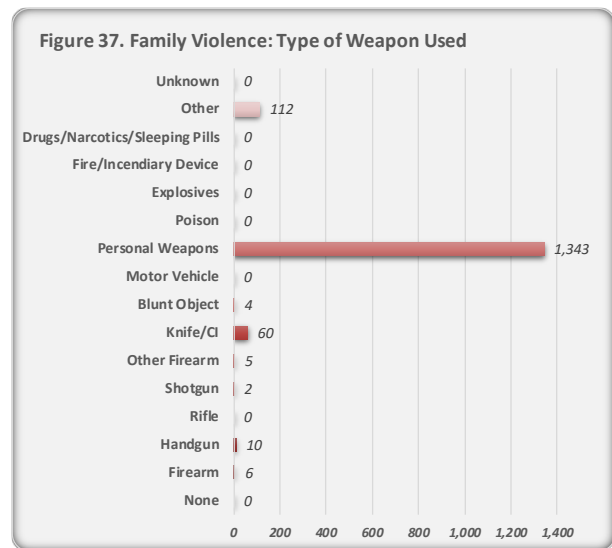
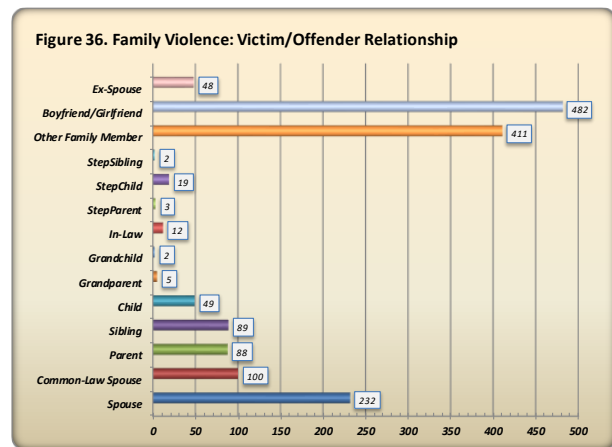
CHAPTER 4: FAMILY VIOLENCE

The Texas Family Code §71.004 defines Family Violence as an act by a member of a family or household against another member that is intended to result in physical harm, bodily injury, assault, or a threat that reasonably places the member in fear of imminent physical harm.

An incident (case) is flagged as family violence when the incident involves the offenses of: Assault, Homicide, Kidnapping/Abduction, Robbery and Sex Offenses, and at least one of the relationships of the victim to offender is a family member.¹⁷

Family Violence: Annual Summary

- During the reporting year, there were 1,206 family violence incidents reported.
- Of the 1,206 incidents reported, 61% of the victims were females and 39% were males.
- The most common Victim/Offender Relationship reported was the 'Boyfriend/Girlfriend' category with 31%, followed by 'Other Family Member' relationship with 27%.
- The most common weapon used during a family violence incident was the use of Personal Weapons (Hands, Fists, Feet, etc.) with 87%.
- Of the offenses required by NIBRS to collect family violence information, the category of 'Simple Assault' accounted for 89% of the family violence related offenses.

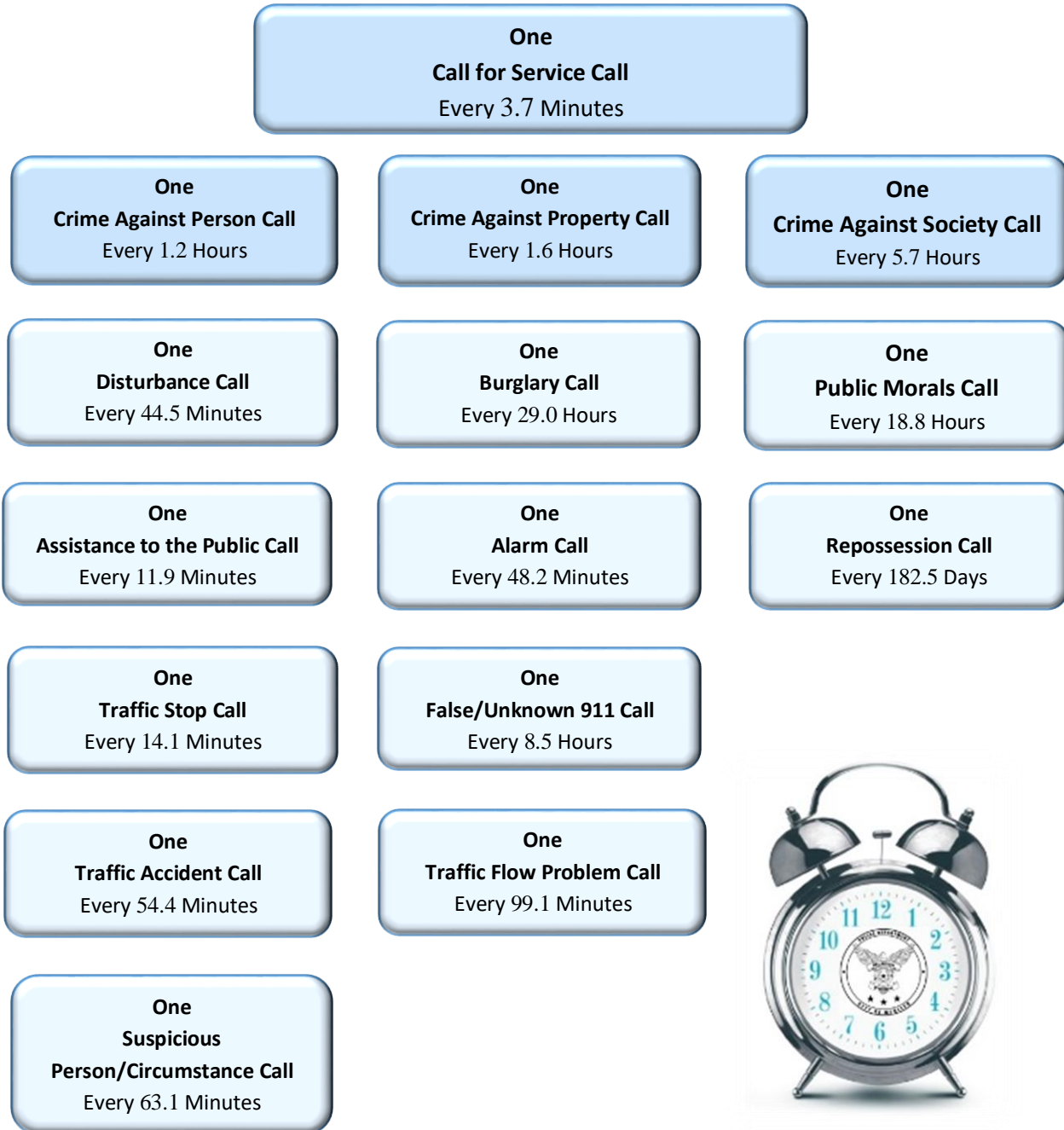


¹⁷Texas Department of Public Safety – UCR Program. (June 2021). *Texas-Centric Technical Specifications and Error Codes*.

CHAPTER 5: CALLS FOR SERVICE

Calls for Service Crime Clock: Reporting Year

- During the reporting year, the McAllen Police Department responded to 142,149 calls for service.
- This mode of display below represents the annual ratio of calls for service to fixed time intervals.
- This is an aggregate representation of data. It is designed to convey the annual service call experience by showing the relative frequency of occurrence.



■ Calls for Service: Annual Summary

- During the reporting year, the McAllen Police Department responded to 142,149 calls for service.
- This represents an increase of 6.9% when compared to the previous year.
- The most frequent calls for service category during the reporting year was Assistance to the Public.

Figure 39. Calls for Service: By Category

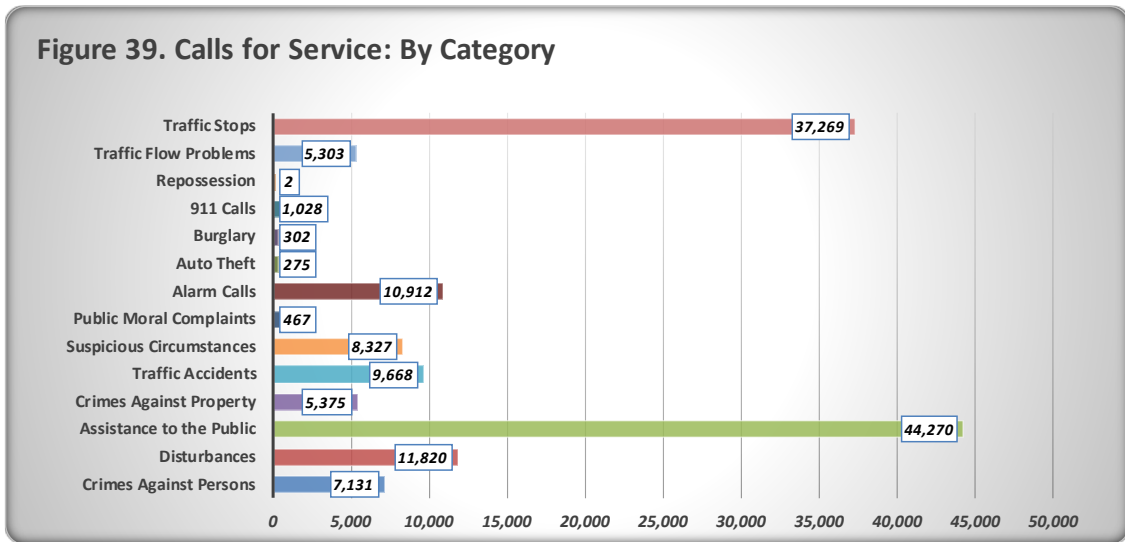
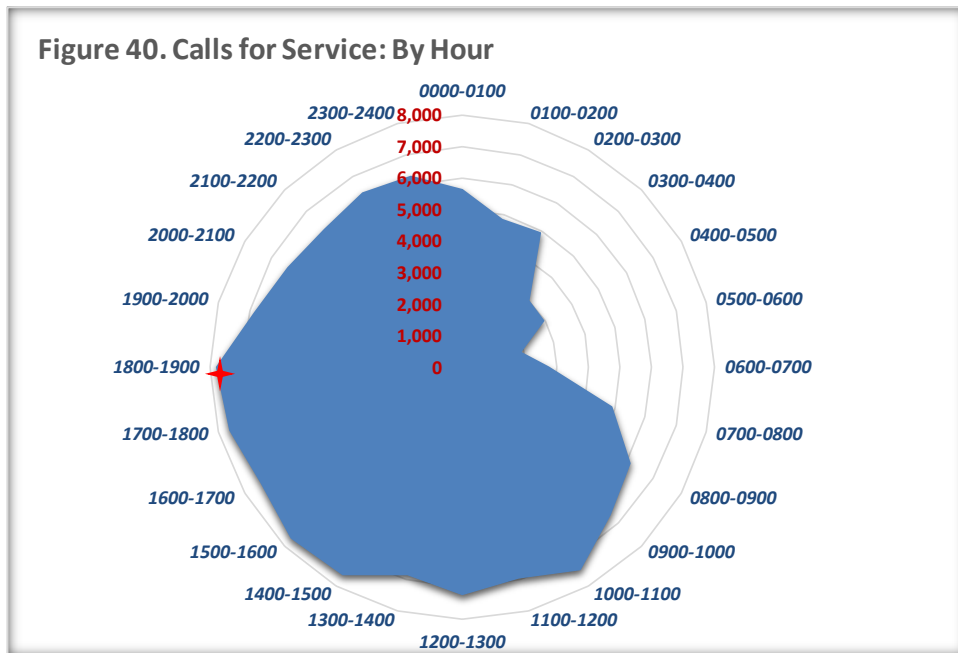


Figure 40. Calls for Service: By Hour



CHAPTER 6: LAW ENFORCEMENT PERSONNEL

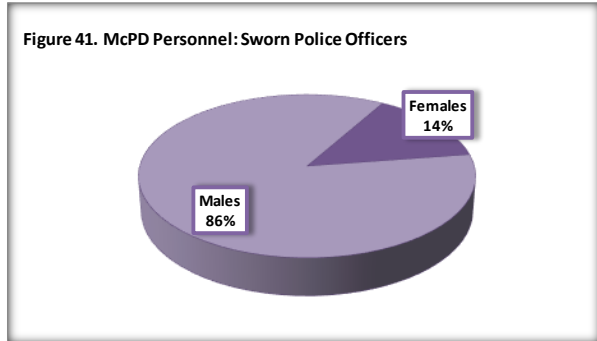
Commissioned Personnel

The City of McAllen Police Department is authorized 300 sworn officers.

McAllen’s sworn officers to population ratio is 2 officers per 1000 population.

McAllen is currently at 96% of full strength.

Of the reporting strength, 86% are males and 14% are females.



Civilian Personnel

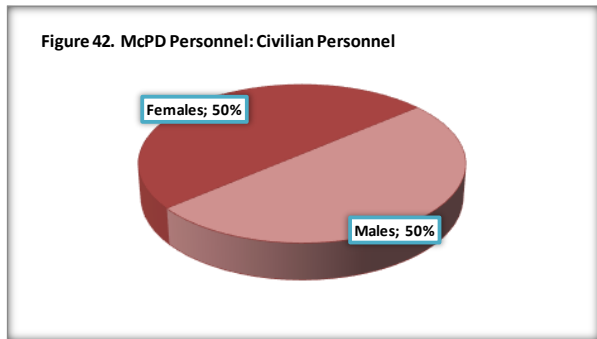
The City of McAllen Police Department is authorized 149 civilian employees.

Civilian employees include: Community Service Specialists, Detention Service Specialists, Emergency Communication Specialists, Emergency Communications Manager, Senior Administration Clerks, Administrative Assistants, Crime Statistician, Animal Wardens, Fleet Maintenance personnel and Custodians.

Of the 149 civilian employees, five (5) employees are exempt.

McAllen is currently at 95% of full strength.

Of the reporting strength, 50% are males and 50% are females.



CHAPTER 7: CITY OF MCALLEN ARREST DATA

Arrests by Offense – Juvenile/Adult

Offense Category	Crime Code	Offense Type	Juvenile	Adult	Total
Assault Offenses	13A	Agg Assault	2	89	91
	13B	Simple Assault	20	517	537
	13C	Intimidation	6	77	83
Assault Offenses Total			28	683	711
Homicide Offenses	09A	Murder and Non-negligent Manslaughter	0	1	1
	09B	Negligent Manslaughter	0	0	0
	09C	Justifiable Homicide	0	0	0
Homicide Offenses Total			0	1	1
Human Trafficking	64A	Human Trafficking, Commercial Sex Acts	0	0	0
	64B	Human Trafficking, Involuntary Servitude	0	0	0
Human Trafficking Total			0	0	0
Kidnapping / Abduction	100	Kidnapping/Abduction	0	1	1
Kidnapping / Abduction Total			0	1	1
Sex Offenses	11A	Rape	4	18	22
	11B	Sodomy	0	1	1
	11C	Sexual Assault With an Object	0	0	0
	11D	Fondling	3	16	19
Sex Offenses Total			7	35	42
Sex Offense, Non-Forcible	36A	Incest	0	0	0
	36B	Statutory Rape	0	3	3
Sex Offense, Non-Forcible Total			0	3	3
Total Crimes Against Persons			35	723	758
Arson	200	Arson	0	2	2
Bribery	510	Bribery	0	1	1
Burglary	220	Burglary	7	29	36
Counterfeiting / Forgery	250	Counterfeiting / Forgery	0	5	5
Destruction /Damage /Vandalism	290	Destruction / Damage / Vandalism	5	35	40
Embezzlement	270	Embezzlement	0	0	0
Extortion / Blackmail	210	Extortion / Blackmail	0	0	0
Fraud Offenses	26A	False Pretenses/Swindle	0	14	14
	26B	Credit Card/ATM Fraud	0	14	14
	26C	Impersonation	0	2	2
	26D	Welfare Fraud	0	0	0
	26E	Wire Fraud	0	0	0
	26F	Identity Theft	0	4	4
	26G	Hacking/Computer Invasion	0	0	0
Fraud Offenses Total			0	34	34
Larceny / Theft Offenses	23A	Pocket-picking	0	0	0
	23B	Purse-Snatching	0	0	0
	23C	Shoplifting	2	172	174
	23D	Theft From Building	0	0	0
	23E	Theft From Coin-OP Machine	0	4	4
	23F	Theft From Motor Vehicle	16	33	49
	23G	Theft Motor Veh Parts	1	11	12
	23H	All Other Larceny	3	61	64
Larceny / Theft Offenses Total			22	281	303
Motor Vehicle Theft	240	Motor Vehicle Theft	2	18	20
Robbery	120	Robbery	0	8	8
Stolen Property Offenses	280	Stolen Property Offenses	0	4	4
Total Crimes Against Property			36	417	453

Offense Category	Crime Code	Offense Type	Juvenile	Adult	Total
Animal Cruelty	720	Animal Cruelty	0	3	3
Animal Cruelty Total			0	3	3
Drug/Narcotic Violations	35A	Drug/Narcotics Violations	16	570	586
	35B	Drug Equipment Violations	0	136	136
Drug/Narcotic Violations Total			16	706	722
Gambling Offenses	39A	Betting/Wagering	0	0	0
	39B	Operating/Promoting/Assisting Gambling	0	0	0
	39C	Gambling Equipment Violations	0	0	0
	39D	Sports Tampering	0	0	0
Gambling Offenses Total			0	0	0
Pornography / Obscene Material	370	Pornography/Obscene Material	1	2	3
Pornography / Obscene Material Total			1	2	3
Prostitution Offenses	40A	Prostitution	0	13	13
	40B	Assisting or Promoting Prostitution	0	0	0
	40C	Purchasing Prostitution	0	0	0
Prostitution Offenses Total			0	13	13
Weapon Law Violations	520	Weapon Law Violations	1	37	38
Weapon Law Violations Total			1	37	38
Total Crimes Against Society			18	761	779
Total Group A Arrests			89	1901	1990
Group B [Arrests Only]	90A	Bad Checks	0	0	0
	90B	Curfew/Loitering/Vagrancy	0	0	0
	90C	Disorderly Conduct	0	72	72
	90D	Driving Under the Influence	0	452	452
	90E	Drunkenness	4	1183	1187
	90F	Family Offenses [NonViolent]	0	49	49
	90G	Liquor Law Violations	0	8	8
	90H	Peeping Tom	0	1	1
	90J	Trespass of Real Property	0	78	78
	90Z	All Other Offenses	12	440	452
Total Group B Arrests			16	2283	2299
			Juvenile	Adult	Total
Total Group A Arrests			89	1,901	1,990
Total Group B Arrests			16	2,283	2,299
Total Arrests			105	4,184	4,289

Arrest By Offense – By Gender

Offense Category	Crime Code	Offense Type	Female	Male	Total
Assault Offenses	13A	Agg Assault	22	69	91
	13B	Simple Assault	151	386	537
	13C	Intimidation	16	67	83
Assault Offenses Total			189	522	711
Homicide Offenses	09A	Murder and Non-negligent Manslaughter	0	1	1
	09B	Negligent Manslaughter	0	0	0
	09C	Justifiable Homicide	0	0	0
Homicide Offenses Total			0	1	1
Human Trafficking	64A	Human Trafficking, Commercial Sex Acts	0	0	0
	64B	Human Trafficking, Involuntary Servitude	0	0	0
Human Trafficking Total			0	0	0
Kidnapping / Abduction	100	Kidnapping/Abduction	0	1	1
Kidnapping / Abduction Total			0	1	1
Sex Offenses	11A	Rape	0	22	22
	11B	Sodomy	0	1	1
	11C	Sexual Assault With an Object	0	0	0
	11D	Fondling	0	19	19
Sex Offenses Total			0	42	42
Sex Offense, Non-Forcible	36A	Incest	0	0	0
	36B	Statutory Rape	0	3	3
Sex Offense, Non-Forcible Total			0	3	3
Total Crimes Against Persons			189	569	758
Arson	200	Arson	0	2	2
Bribery	510	Bribery	1	0	1
Burglary	220	Burglary	15	21	36
Counterfeiting / Forgery	250	Counterfeiting / Forgery	4	1	5
Destruction / Damage / Vandalism	290	Destruction / Damage / Vandalism	12	28	40
Embezzlement	270	Embezzlement	0	0	0
Extortion / Blackmail	210	Extortion / Blackmail	0	0	0
Fraud Offenses	26A	False Pretenses/Swindle	7	7	14
	26B	Credit Card/ATM Fraud	6	8	14
	26C	Impersonation	0	2	2
	26D	Welfare Fraud	0	0	0
	26E	Wire Fraud	0	0	0
	26F	Identity Theft	0	4	4
26G	Hacking/Computer Invasion	0	0	0	
Fraud Offenses Total			13	21	34
Larceny / Theft Offenses	23A	Pocket-picking	0	0	0
	23B	Purse-Snatching	0	0	0
	23C	Shoplifting	56	118	174
	23D	Theft From Building	0	0	0
	23E	Theft From Coin-OP Machine	1	3	4
	23F	Theft From Motor Vehicle	5	44	49
	23G	Theft Motor Veh Parts	3	9	12
23H	All Other Larceny	15	49	64	
Larceny / Theft Offenses Total			80	223	303
Motor Vehicle Theft	240	Motor Vehicle Theft	2	18	20
Robbery	120	Robbery	2	6	8
Stolen Property Offenses	280	Stolen Property Offenses	1	3	4
Total Crimes Against Property			130	323	453

Offense Category	Crime Code	Offense Type	Female	Male	Total
Animal Cruelty	720	Animal Cruelty	1	2	3
Animal Cruelty Total			1	2	3
Drug/Narcotic Violations	35A	Drug/Narcotics Violations	136	450	586
	35B	Drug Equipment Violations	35	101	136
Drug/Narcotic Violations Total			171	551	722
Gambling Offenses	39A	Betting/Wagering	0	0	0
	39B	Operating/Promoting/ Assisting Gambling	0	0	0
	39C	Gambling Equipment Violations	0	0	0
	39D	Sports Tampering	0	0	0
Gambling Offenses Total			0	0	0
Pornography / Obscene Material	370	Pornography/Obscene Material	1	2	3
	Pornography / Obscene Material Total			1	2
Prostitution Offenses	40A	Prostitution	6	7	13
	40B	Assisting or Promoting Prostitution	0	0	0
	40C	Purchasing Prostitution	0	0	0
Prostitution Offenses Total			6	7	13
Weapon Law Violations	520	Weapon Law Violations	2	36	38
Weapon Law Violations Total			2	36	38
Total Crimes Against Society			181	598	779
Total Group A Arrests			500	1,490	1,990
Group B [Arrests Only]	90A	Bad Checks	0	0	0
	90B	Curfew/Loitering/Vagrancy	0	0	0
	90C	Disorderly Conduct	21	51	72
	90D	Driving Under the Influence	128	324	452
	90E	Drunkenness	273	914	1,187
	90F	Family Offenses [NonViolent]	20	29	49
	90G	Liquor Law Violations	1	7	8
	90H	Peeping Tom	0	1	1
	90J	Trespass of Real Property	10	68	78
	90Z	All Other Offenses	105	347	452
Total Group B Arrests			558	1,741	2,299
			Juvenile	Adult	Total
Total Group A Arrests			500	1,490	1,990
Total Group B Arrests			558	1,741	2,299
Total Arrests			1,058	3,231	4,289

CHAPTER 8: APPENDICES

Appendix A: Glossary of Terms

The following is a collection of terms and definitions as they relate to Texas criminal offenses, FBI – NIBRS guidelines/offenses, and the UCR Program.¹⁸

ADULT

In Texas, an adult is a person 17 years of age or over. National law provides that adults are age 18 or over. Unless otherwise indicated, this publication follows the state definition.

AGGRAVATED ASSAULT

An unlawful attack by one person upon another wherein the offender uses a weapon or displays it in a threatening manner, or the victim suffers obvious severe or aggravated bodily injury involving apparent broken bones, loss of teeth, possible internal injury, severe laceration, or loss of consciousness.

ARSON

To unlawfully and intentionally damage, or attempt to damage, any real or personal property by fire or incendiary device, with or without intent to defraud.

BRIBERY

The offering, giving, receiving, or soliciting of anything of value (i.e., a gratuity, or kickback) to sway the judgement or action of a person in a position of trust or influence.

BURGLARY

The unlawful entry of a structure or dwelling with intent to commit a felony or a theft.

CRIME/OFFENSE RATE

The number of offenses per 100,000 inhabitants.

CRIME/OFFENSE VOLUME

The aggregate sum of the offenses.

CRIMES AGAINST PERSONS

Crimes Against Persons include criminal offenses where the victim is present and the act is violent, threatening or has the potential of being physically harmful (i.e. murder, assault, rape, etc.)

CRIMES AGAINST PROPERTY

Crimes Against Property include offenses that involve taking something of value by theft or deception or the destruction of property (i.e. robbery, burglary, bribery, theft, etc.).

CRIMES AGAINST SOCIETY

Crimes Against Society represent society's prohibition against engaging in certain types of activity (i.e. gambling, prostitution, drug violations).

¹⁸Texas Department of Public Safety – UCR Program. (2020). *Crime in Texas 2020*.

DRUG ABUSE VIOLATIONS

All arrests for violation of state and/or local laws, specifically those relating to the unlawful cultivation, manufacture, distribution, sale, purchase, use, possession, transportation, and/or importation of any controlled drug or narcotic substance.

EMBEZZLEMENT

The unlawful misappropriation by an offender to his/her own use or purpose of money, property, or some other thing of value entrusted to his/her care, custody, or control.

ETHNICITY

The ethnic origin categories were adopted from the U.S. Department of Commerce and are Hispanic and Not Hispanic. Included as Hispanic are all persons of Mexican, Puerto Rican, Cuban, Central or South American, or other Spanish culture or origin, regardless of race.

EXTORTION/BLACKMAIL

To unlawfully obtain money, property, or any other thing of value, either tangible or intangible, through the use or threat of force, misuse of authority, threat of criminal prosecution, threat of destruction of reputation or social standing, or through other coercive means.

FAMILY

Family is defined as individuals related by blood, affinity, marriage, former marriage, biological parents of the same child, foster children, foster parents, members of the same household or former members of the same household.

FAMILY VIOLENCE

An act by a member of a family or household (as defined by the Texas Family Code) against another member that is intended to result in physical harm, bodily injury, assault or a threat that reasonably places the member in fear of imminent physical harm.

FORGERY AND COUNTERFEITING

The altering, copying, or imitation of something, without authority or right, with the intent to deceive or defraud by passing the copy or thing altered or imitated as that which is original or genuine; or the selling, buying, or possession of an altered, copied, or imitated thing with the intent to deceive or defraud.

FRAUD

The intentional perversion of the truth for the purpose of inducing another person, or other entity, in reliance upon it to part with something of value or to surrender a legal right.

GAMBLING

To unlawfully bet or wager money or something else of value; assist, promote or operate a game of chance for money or some other state; possess or transmit wagering information; manufacture, sell, purchase, possess, or transport gambling equipment, devices, or goods; or tamper with the outcome of a sporting event or contest to gain a gambling advantage.

HUMAN TRAFFICKING

The inducement of a person to perform a commercial sex act, or labor, or services, through force, fraud or coercion. Human trafficking has also occurred if a person under 18 years of age has been induced, or enticed, regardless of force, fraud, or coercion, to perform a commercial sex act.

INTIMIDATION

To unlawfully place another person in reasonable fear of bodily harm through the use of threatening words and/or other conduct, but without displaying a weapon or subjecting the victim to actual physical attack.

JUVENILE

In Texas, a juvenile is a person under 17 years of age (i.e. 16 years and under). At the federal level, Juvenile is a person under 18 years of age (i.e. 17 years and under). Unless otherwise indicated, this publication follows the state definition for juvenile.

KIDNAPPING/ABDUCTION

The unlawful seizure, transportation, and/or detention of a person against his/her will, or of a minor without the consent of his/her custodial parent(s) or legal guardian.

LARCENY/THEFT

The unlawful taking, carrying, leading, or riding away of property from the possession or constructive possession of another.

MOTOR VEHICLE THEFT

The theft or attempted theft of a motor vehicle, which is defined as a self-propelled vehicle that runs on land surface and not on rails.

MURDER AND NON-NEGLIGENT MANSLAUGHTER

The willful (non-negligent) killing of one human being by another. This includes any death due to injuries received in a fight, argument, quarrel, assault, or commission of a crime. Suicides, accidental deaths, assaults not resulting in death, traffic fatalities, and attempted murders are not included.

NIBRS

National Incident Based Reporting System (NIBRS) is an incident based reporting system or methodology used by law enforcement agencies in the United States for collecting and reporting data on crimes to the Federal UCR Program. The FBI maintains the reporting guidelines.

PORNOGRAPHY/OBSCENE MATERIAL

The violation of laws or ordinances prohibiting the manufacture, publishing, sale, purchase, or possession of sexual explicit material (i.e. literature, photographs, etc.).

PROSTITUTION

Sex offenses of a commercialized nature; to promote sexual activities for anything of value; to solicit customers or transport persons for prostitution purposes; and/or to purchase or trade anything of value for commercial sex acts.

RACE

Race and ethnic origin are counted as two separate designations. The racial categories were adopted from the U.S. Department of Commerce and are as follows: White, Black, American Indian or Alaskan Native, Asian, Native Hawaiian, or Other Pacific Islander.

RAPE

The carnal knowledge of a person, without the consent of the victim, including instances where the victim is unable to give consent because of his/her age or because of his/her temporary or permanent mental or physical incapacity.

ROBBERY

The taking or attempting to take anything of value from the care, custody or control of a person or persons by force or threat of force or violence or by putting the victim in fear.

SIMPLE ASSAULT

An unlawful physical attack by one person upon another where neither the offender displays a weapon (other than personal weapon), nor the victim suffers obvious severe or aggravated bodily injury.

VANDALISM/DESTRUCTION/DAMAGE OF PROPERTY

Willful or malicious destruction, injury, disfigurement, or defacement of any public or private property without the consent of the owner or person having custody or control of it.

WEAPONS LAW VIOLATIONS

The violation of laws or ordinances prohibiting the manufacture, sale, purchase, transportation, possession, concealment, or use of firearms, cutting instruments, explosives, incendiary devices, or other deadly weapons.

Appendix B: References

1. Texas Department of Public Safety – UCR Program. (June 2021). *Texas-Centric Technical Specifications and Error Codes*.
2. United States Department of Justice, Federal Bureau of Investigation – CJIS Division. (2021). *2021.1 NIBRS User Manual*.
3. Federal Bureau of Investigation – CJIS Division. (February 2021). UCR Program Quarterly 21-1. <https://www.fbi.gov/file-repository/ucr/ucr-program-quarterly-february-2021.pdf/view>
4. Texas Department of Public Safety – UCR Program. (2020). *Crime in Texas 2020*.
5. United States Department of Justice, Federal Bureau of Investigation – CJIS Division. (2019). *2019.1 National Incident-Based Reporting System User Manual: Version 1.0*.
6. United States Department of Justice, Federal Bureau of Investigation – CJIS Division. (July 2019). *A Guide to Understanding NIBRS*. <https://www.fbi.gov/file-repository/ucr/a-guide-to-understanding-nibrs.pdf/view>
7. U.S. Department of Justice – Federal Bureau of Investigation. (September 2018). *About the UCR Program*. <https://www.fbi.gov/file-repository/ucr/about-the-ucr-program.pdf/view>
8. Texas Department of Public Safety – Crime Records: Law Enforcement Support Division. 2015. *DPS Texas Incident-Based Reporting System (TIBRS) Training and Reference Manual*.
9. Texas Department of Public Safety – UCR Program. (2014). *Uniform Crime Reporting Handbook*.