

# **City of McAllen Police Department**



**National Incident – Based Reporting  
System (NIBRS) Crime Report  
2023**

---

**National Incident – Based Reporting  
System (NIBRS) Crime Report  
2023**

---



**McAllen Police Department**

---

**Chief Victor Rodriguez**  
Chief of Police

**Lt. Joel A. Morales Jr.**  
Director  
Crime Records Bureau

**Cecilia Gamez**  
Lead C.S.S.  
Crime Records Bureau

**Gabriella Granados**  
Crime Statistician  
UCR Unit

## ACKNOWLEDGEMENTS

The McAllen NIBRS Crime Report was compiled from data submitted to the Crime Records Bureau by members of the McAllen Police Department and from data generated from calls for service. This report is modeled after the U.S. Department of Justice – FBI Uniform Crime report: Crime in the United States report. We would like to thank everyone for their contribution to this report.

## TABLE OF CONTENTS

<b>EXECUTIVE SUMMARY</b>	<b>6</b>
<b>INTRODUCTION</b>	<b>7</b>
<b>CHAPTER 1: SUMMARY OF REPORTING YEAR</b>	<b>8</b>
Summary of Group A Offense Categories	8
Trends & Analysis	9
Offense Volume Analysis	10
Offense Rate Analysis	11
Crime Clock: Reporting Year	12
<b>CHAPTER 2: TOTALS BY GROUP A OFFENSE CATEGORY</b>	<b>13</b>
<b>Crimes Against Persons Category</b>	
Homicide Offenses	14
Offense Type: Murder & Non-Negligent Manslaughter –	
Incidents by Month	15
Sex Offenses	18
Offense Type: Rape – Incidents by Month	19
Assault Offenses	22
Offense Type: Aggravated Assault – Incidents by Month	23
<b>Crimes Against Property Category</b>	
Burglary Offenses	25
Larceny/Theft Offenses	27
Motor Vehicle Theft Offenses	29
Robbery Offenses	31
<b>Crimes Against Society Category</b>	
Drug/Narcotic Offenses	33
Weapon Law Violations	34

<b>CHAPTER 3: DRUG SEIZURES</b>	<b>35</b>
<b>CHAPTER 4: FAMILY VIOLENCE</b>	<b>36</b>
<b>CHAPTER 5: CALLS FOR SERVICE</b>	
Calls for Service Crime Clock: Reporting Year	37
Calls for Service: Annual Summary	38
<b>CHAPTER 6: LAW ENFORCEMENT PERSONNEL</b>	<b>39</b>
<b>CHAPTER 7: CITY OF McALLEN ARREST DATA</b>	
Arrests by Offense – Juvenile/Adult	40
Arrests by Offense – By Gender	43
<b>CHAPTER 8: APPENDICES</b>	
Appendix A: Glossary of Terms	46
Appendix B: References	50

## EXECUTIVE SUMMARY

The McAllen NIBRS Crime Report provides an overview of offenses occurring during the reporting year reported to the McAllen Police Department. In January 2021, the McAllen Police Department completed its transition to the FBI's National Incident-Based Reporting System (NIBRS) for crime data collection.

The McAllen NIBRS Crime Report reflects NIBRS data, such as victims, known offenders, and relationships for offenses reported in 24 categories with 52 offenses. This report also reflects arrest data for additional categories of crime.

During 2023, the McAllen Police Department reported 8,492 incidents. That NIBRS data reflects, 31.7% of the recorded incidents were classified as Crimes Against Persons, 50.7% were classified as Crimes Against Property, and 17.6% were classified as Crimes Against Society. During this period, the McAllen Police Department recorded 5,408 arrests with 50.2% classified as Group A Arrests and 49.8% classified as Group B Arrests. The City of McAllen's population estimate for the year 2023 is 147,522 (U.S. Census Bureau, 2020).

The McAllen Police Department continues to use statistical resources by collecting information, analyzing crime trends, carefully planning strategic operations, and administrative operational functions of the Department, that are used for preventing and suppressing criminal activities.

In addition, effective strategies helped our department identify crime issues, which enabled us to address problems and to direct resources where needed most.

In closing, I express my thanks to all the members of our community and members of the McAllen Police Department for their continued commitment and dedication to our community by continuing to display the principles of community oriented policing, as well as high visibility, strict enforcement of the law, and professionalism.

Sincerely,

Victor Rodriguez  
Chief of Police

---

## INTRODUCTION

The McAllen Police Department participates in the FBI Uniform Crime Reporting Program. Uniform Crime Reporting is a part of a nationwide, cooperative statistical effort administered by the Federal Bureau of Investigation. The FBI has two crime data reporting systems, one of which is the National Incident-Based Reporting System (NIBRS) and the other is known as Summary Based Reporting (SRS). The latter reporting system has been retired.

The McAllen NIBRS Crime Report offers an analysis of crimes reported to the McAllen Police Department to the US Department of Justice (DOJ) - Federal Bureau of Investigation (FBI) National Incident-Based Reporting System (NIBRS). The UCR Program transitioned from the Summary Reporting System (SRS) to the National Incident-Based Reporting System (NIBRS) on January 1, 2021. The McAllen Police Department submits its data through the Texas Department of Public Safety Crime Records Uniform Crime Reporting Program – Incident Based Reporting System.

### HISTORY OF UCR

In the 1920's, the International Association of Chiefs of Police (IACP) recognized the potential value in tracking national crime statistics. The committee on Uniform Crime Records of the IACP developed and initiated this voluntary national data collection effort in 1930. Also, in 1930, the IACP was instrumental in gaining congressional approval which authorized the FBI to serve as the national clearinghouse for statistical information on crime. In June 1966, the National Sheriff's Association (NSA) established a Committee on Uniform Crime Reporting to serve in an advisory capacity and to encourage sheriffs throughout the country to fully participate in the program. Since 1930, through the UCR Program, the FBI has collected and compiled data to use in law enforcement administration, operating, management, and to indicate fluctuations in the level of crime in America.<sup>1</sup>

### ESTABLISHING NIBRS

From March 1988 through January 1989, the FBI proceeded in developing and assuming management of the UCR Program's NIBRS. By April 1989, the national UCR Program received the first test submission of NIBRS data.<sup>2</sup>

The SRS reporting format collected monthly crime in ten offense categories and employed a hierarchy rule. Whereas NIBRS tracks 24 offense categories made up of 52 reportable Group A offenses and 10 Group B offenses. NIBRS collects information on when the incidents occurred, the victim types, the relationships of victims to offenders, the location data, property descriptions, and may result in multiple Group A offenses to be reported for a single incident. NIBRS provides better context between specific crimes such as drug/narcotics, identity theft, and sex offenses. NIBRS includes the categories of Crimes Against Persons, Crimes Against Property, and Crimes Against Society.

Under the UCR format, offense data is reported the year it is reported regardless of the year-of-occurrence and under the NIBRS format, offense data for the year-of-occurrence is amended regardless of the year reported.

---

<sup>1</sup>Texas Department of Public Safety – UCR Program. (2014). *Uniform Crime Reporting Handbook*.

<sup>2</sup>U.S. Department of Justice – Federal Bureau of Investigation. (September 2018). *About the UCR Program*.

# CHAPTER 1: SUMMARY OF REPORTING YEAR

## Summary of Group A Offense Categories

There are 52 Group A offenses classified into 24 Group A Offense categories. Each NIBRS offense belongs in one of three categories: Crimes Against Persons, Crimes Against Property, and/or Crimes Against Society. Multiple Group A offenses may be reported for a single incident.

### Crimes against Persons

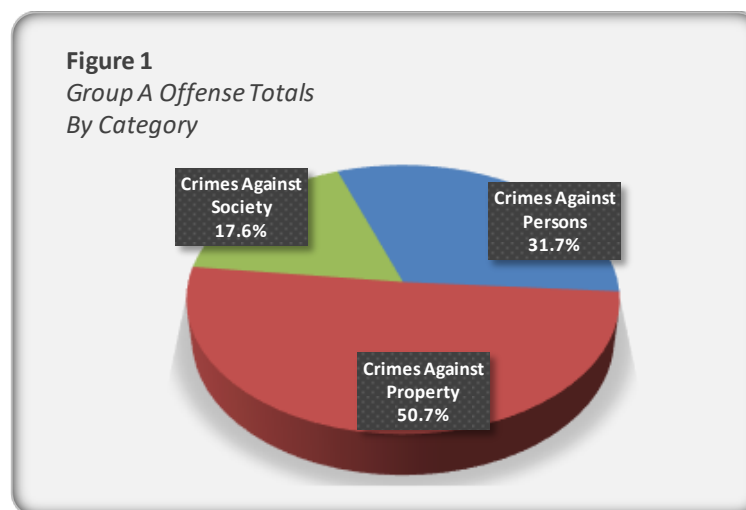
- During the reporting year, there were a total of 2,690 Crimes Against Persons.
- The Crimes Against Persons category yielded 31.7% of all offenses.
- The Crimes Against Persons offense category in this reporting year decreased -2.2% when compared to the previous reporting year.

### Crimes against Property

- During the reporting year, there were a total of 4,308 Crimes Against Property.
- The Crimes Against Property category yielded 50.7% of all offenses.
- The Crimes Against Property offense category in this reporting year decreased -2.4% when compared to the previous reporting year.

### Crimes against Society

- During the reporting year, there were a total of 1,494 Crimes Against Society.
- The Crimes Against Society category yielded 17.6% of all offenses.
- The Crimes Against Society offense category in this reporting year decreased -1.4% when compared to the previous reporting year.





## Trends & Analysis

- Trends are analyzed using two methods: Offense Volume and Offense Rate.
- This NIBRS Crime Report compares the current reporting year and the previous reporting year.

### Offense Volume Analysis

Crime Volume is the collective sum of all 52 Group A offenses.

- NIBRS classifies offenses when they occur.
- During the reporting year, there were 8,492 offenses reported to the McAllen Police Department. *[See Table 1]*
- The Offense Volume in this reporting year decreased -2.2% when compared to the previous year.

### Offense Rate Analysis

Offense Rates are compiled to compensate for the changes in population.

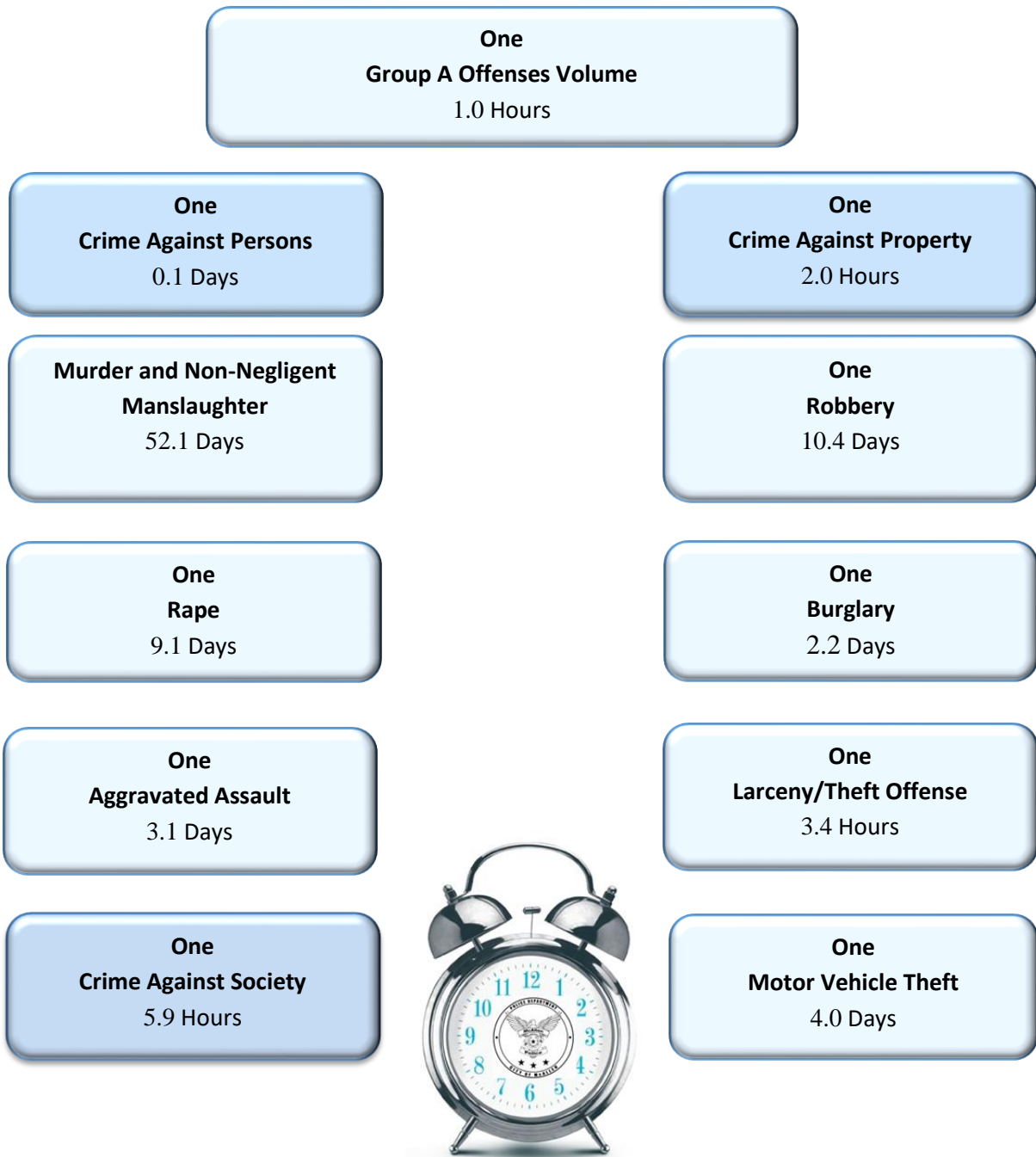
- The Offense Rate reflects the number of offenses reported per 100,000 residents. *[See Table 2]*
- The Offense Rate during the reporting year was 5,756.4 crimes per 100,000 residents.
- The Offense Rate is based on the estimates of the 2020 U.S. Census population for the city of McAllen and the annual growth rate of 1.2%.
- The Offense Rate in this reporting year decreased -3.4% when compared to the previous year.

<b>Table 1. Crime Volume Analysis</b>			
<b>Group A Offenses</b>	<b>Current Year (2023)</b>	<b>Previous Year (2022)</b>	<b>% Change</b>
<b>Crimes Against Persons</b>			
Aggravated Assault	118	185	-36.2%
Simple Assault	1,905	1,977	-3.6%
Intimidation	558	467	19.5%
Murder and Non-Negligent Manslaughter	7	5	40.0%
Negligent Manslaughter	1	6	-83.3%
Justifiable Homicide	0	0	0.0%
Human Trafficking, Commercial Sex Acts	1	0	100.0%
Human Trafficking, Involuntary Servitude	0	0	0.0%
Kidnapping/Abduction	5	2	150.0%
Rape	40	43	-7.0%
Sodomy	6	9	-33.3%
Sexual Assault With an Object	6	6	0.0%
Fondling	43	50	-14.0%
Incest	0	0	0.0%
Statutory Rape	0	0	0.0%
<b>Total of Crimes Against Persons</b>	<b>2,690</b>	<b>2,750</b>	<b>-2.2%</b>
<b>Crimes Against Property</b>			
Arson	3	13	-76.9%
Bribery	0	0	0.0%
Burglary	163	159	2.5%
Counterfeiting / Forgery	75	106	-29.2%
Destruction/Damage/Vand	904	920	-1.7%
Embezzlement	16	15	6.7%
Extortion / Blackmail	30	23	30.4%
False Pretenses/Swindle	175	224	-21.9%
Credit Card/ATM Fraud	110	117	-6.0%
Impersonation	27	31	-12.9%
Welfare Fraud	0	1	-100.0%
Wire Fraud	0	1	-100.0%
Identity Theft	75	64	17.2%
Hacking/Computer Invasion	7	4	75.0%
Pocket-Picking	2	7	-71.4%
Purse-Snatching	4	3	33.3%
Shoplifting	1,181	1,029	14.8%
Theft From Building	186	152	22.4%
Theft From Coin-OP Machine	2	7	-71.4%
Theft From Motor Vehicle	278	317	-12.3%
Theft Motor Veh Parts	103	133	-22.6%
All Other Larceny	837	981	-14.7%
Motor Vehicle Theft	92	64	43.8%
Robbery	35	42	-16.7%
Stolen Property Offenses	3	2	50.0%
<b>Total of Crimes Against Property</b>	<b>4,308</b>	<b>4,415</b>	<b>-2.4%</b>
<b>Crimes Against Society</b>			
Animal Cruelty	18	21	-14.3%
Drug/Narcotics Violations	950	932	1.9%
Drug Equipment Violations	337	383	-12.0%
Betting/Wagering	0	0	0.0%
Operating/Promoting/ Assisting Gambling	3	0	300.0%
Gambling Equipment Violations	1	0	100.0%
Sports Tampering	0	0	0.0%
Pornography/Obscene Material	18	24	-25.0%
Prostitution	8	10	-20.0%
Assisting or Promoting Prostitution	1	1	0.0%
Purchasing Prostitution	3	7	-57.1%
Weapon Law Violations	155	137	13.1%
<b>Total of Crimes Against Society</b>	<b>1,494</b>	<b>1,515</b>	<b>-1.4%</b>
<b>Total Group A Offenses</b>	<b>8,492</b>	<b>8,680</b>	<b>-2.2%</b>

<b>Table 2. Crime Rate Analysis</b>			
<b>Group A Offenses</b>	<b>Current Year (2023)</b>	<b>Previous Year (2022)</b>	<b>% Change</b>
<b>Crimes Against Persons</b>			
Aggravated Assault	80.0	126.9	-37.0%
Simple Assault	1,291.3	1,356.6	-4.8%
Intimidation	378.2	320.5	18.0%
Murder and Non-Negligent Manslaughter	4.7	3.4	38.3%
Negligent Manslaughter	0.7	4.1	-83.5%
Justifiable Homicide	0.0	0.0	0.0%
Human Trafficking, Commercial Sex Acts	0.7	0.0	67.8%
Human Trafficking, Involuntary Servitude	0.0	0.0	0.0%
Kidnapping/Abduction	3.4	1.4	147.0%
Rape	27.1	29.5	-8.1%
Sodomy	4.1	6.2	-34.1%
Sexual Assault With an Object	4.1	4.1	-1.2%
Fondling	29.1	34.3	-15.0%
Incest	0.0	0.0	0.0%
Statutory Rape	0.0	0.0	0.0%
<b>Total of Crimes Against Persons</b>	<b>1,823.5</b>	<b>1,887.1</b>	<b>-3.4%</b>
<b>Crimes Against Property</b>			
Arson	2.0	8.9	-77.2%
Bribery	0.0	0.0	0.0%
Burglary	110.5	109.1	1.3%
Counterfeiting / Forgery	50.8	72.7	-30.1%
Destruction/Damage/Vand	612.8	631.3	-2.9%
Embezzlement	10.8	10.3	5.4%
Extortion / Blackmail	20.3	15.8	28.9%
False Pretenses/Swindle	118.6	153.7	-22.8%
Credit Card/ATM Fraud	74.6	80.3	-7.1%
Impersonation	18.3	21.3	-14.0%
Welfare Fraud	0.0	0.7	-100.0%
Wire Fraud	0.0	0.7	-100.0%
Identity Theft	50.8	43.9	15.8%
Hacking/Computer Invasion	4.7	2.7	72.9%
Pocket-Picking	1.4	4.8	-71.8%
Purse-Snatching	2.7	2.1	31.7%
Shoplifting	800.6	706.1	13.4%
Theft From Building	126.1	104.3	20.9%
Theft From Coin-OP Machine	1.4	4.8	-71.8%
Theft From Motor Vehicle	188.4	217.5	-13.4%
Theft Motor Veh Parts	69.8	91.3	-23.5%
All Other Larceny	567.4	673.2	-15.7%
Motor Vehicle Theft	62.4	43.9	42.0%
Robbery	23.7	28.8	-17.7%
Stolen Property Offenses	2.0	1.4	48.2%
<b>Total of Crimes Against Property</b>	<b>2,920.2</b>	<b>3,029.6</b>	<b>-3.6%</b>
<b>Crimes Against Society</b>			
Animal Cruelty	12.2	14.4	-15.3%
Drug/Narcotics Violations	644.0	639.5	0.7%
Drug Equipment Violations	228.4	262.8	-13.1%
Betting/Wagering	0.0	0.0	0.0%
Operating/Promoting/ Assisting Gambling	2.0	0.0	203.4%
Gambling Equipment Violations	0.7	0.0	67.8%
Sports Tampering	0.0	0.0	0.0%
Pornography/Obscene Material	12.2	16.5	-25.9%
Prostitution	5.4	6.9	-21.0%
Assisting or Promoting Prostitution	0.7	0.7	-1.2%
Purchasing Prostitution	2.0	4.8	-57.7%
Weapon Law Violations	105.1	94.0	11.8%
<b>Total of Crimes Against Society</b>	<b>1,012.7</b>	<b>1,040</b>	<b>-2.6%</b>
<b>Total Group A Offenses</b>	<b>5,756.4</b>	<b>5,956.2</b>	<b>-3.4%</b>

## CRIME CLOCK: REPORTING YEAR

- This mode of display represents the annual ratio of offense volume to fixed time intervals.
- This is an aggregate representation of some NIBRS data. It is designed to convey the annual reported offense experience by showing the relative frequency of occurrence of offenses in the reporting year.



## CHAPTER 2: TOTALS BY GROUP A OFFENSE CATEGORY

As of January 2021, the McAllen Police Department began reporting NIBRS data to the UCR Program. The McAllen NIBRS Crime Report will analyze and reflect on NIBRS data for the offenses of Murder and Non-Negligent Manslaughter, Rape, Aggravated Assault, Robbery, Burglary, Larceny/Theft, Motor Vehicle Theft, Drug/Narcotic Violations and Weapon Law Violations.

During the reporting year, the McAllen Police Department reported 8,492 offenses.

Below is a breakdown of the offenses by Offense Type categories for the reporting year.

<b>Table 3. Totals By Group A Offense Category</b>		<b>Current Year (2023)</b>	<b>Previous Year (2022)</b>	<b>%Change</b>
<b>Crimes Against Persons</b>	Assault Offenses	2,581	2,629	-1.8%
	Homicide Offenses	8	11	-27.3%
	Human Trafficking Offenses	1	0	100.0%
	Kidnapping/Abduction Offenses	5	2	150.0%
	Sex Offenses	95	108	-12.0%
	Sex Offenses, Non-Forcible	0	0	0.0%
	<b>Total</b>	<b>2,690</b>	<b>2,750</b>	<b>-2.2%</b>
<b>Crimes Against Property</b>	Arson Offenses	3	13	-76.9%
	Bribery Offenses	0	0	0.0%
	Burglary Offenses	163	159	2.5%
	Counterfeiting/Forgery Offenses	75	106	-29.2%
	Destruction/Damage/Vandalism Offenses	904	920	-1.7%
	Embezzlement Offenses	16	15	6.7%
	Extortion/Blackmail Offenses	30	23	30.4%
	Fraud Offenses	394	442	-10.9%
	Larceny Offenses	2,593	2,629	-1.4%
	Motor Vehicle Theft Offenses	92	64	43.8%
	Robbery Offenses	35	42	-16.7%
	Stolen Property Offenses	3	2	50.0%
<b>Total</b>	<b>4,308</b>	<b>4,415</b>	<b>-2.4%</b>	
<b>Crimes Against Society</b>	Animal Cruelty Offenses	18	21	-14.3%
	Drug/Narcotic Offenses	1,287	1,315	-2.1%
	Gambling Offenses	4	0	400.0%
	Pornography/Obscene Material Offenses	18	24	-25.0%
	Prostitution Offenses	12	18	-33.3%
	Weapon Law Violations	155	137	13.1%
<b>Total</b>	<b>1,494</b>	<b>1,515</b>	<b>-1.4%</b>	
<b>Group A Offense Category Totals</b>		<b>8,492</b>	<b>8,680</b>	<b>-2.2%</b>

## Crimes Against Persons Category

### ❖ Homicide Offenses

Homicide offenses are defined as the “killing of one human being by another”. The offenses reported under the category of Homicide are: Murder and Non-negligent Manslaughter, Negligent Manslaughter, and Justifiable Homicide.

**Table 4. NIBRS: Homicide Offenses**

Offense Category	Crime Code	Offense Type	Current Year (2023)	Previous Year (2022)	% Change
Homicide Offenses	09A	Murder and Non-Negligent Manslaughter	7	5	40.0%
	09B	Negligent Manslaughter	1	6	-83.3%
	09C	Justifiable Homicide	0	0	0.0%
<b>Homicide Offense Totals</b>			<b>8</b>	<b>11</b>	<b>-27.3%</b>

#### OFFENSE VOLUME

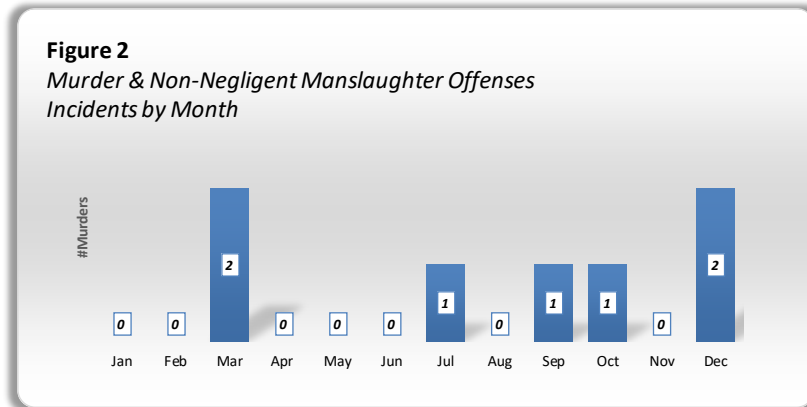
- There were 7 Murders and Non-Negligent Manslaughters committed in the reporting year.
- The Murder and Non-Negligent Manslaughter offense type in this reporting year increased 40.0% when compared to the previous reporting year.
- There was 1 Negligent Manslaughter committed in the reporting year.
- The Negligent Manslaughter offense type in this reporting year decreased -83.3% when compared to the previous reporting year.
- There were 0 Justifiable Homicides occurring in the reporting year.

#### OFFENSE RATE

- The Murder and Non-Negligent Manslaughter Offense Rate during the reporting year was 4.7.
- The Murder and Non-Negligent Manslaughter Offense Rate increased 38.3% when compared to the previous reporting year.
- The Negligent Manslaughter Offense Rate during the reporting year was 0.7.
- The Negligent Manslaughter Offense Rate decreased -83.5% when compared to the previous reporting year.
- The Justifiable Homicide Offense Rate during the reporting year was 0.0.
- The Justifiable Homicide Offense Rate reflected no increase or decrease when compared to the previous reporting year.

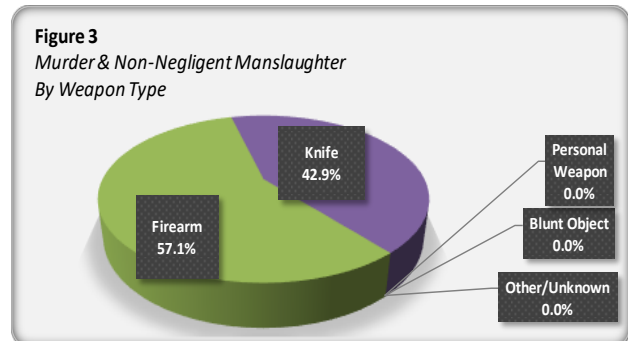
Offense Type: Murder and Non-Negligent Manslaughter – Incidents by Month

Murder and Non-Negligent Manslaughter as defined in NIBRS is “the willful (non-negligent) killing of one human being by another”. In addition, the National UCR Program classifies assault to Murder and attempted murder as Aggravated Assault, and it counts some accidental deaths as Negligent Manslaughter.<sup>3</sup>

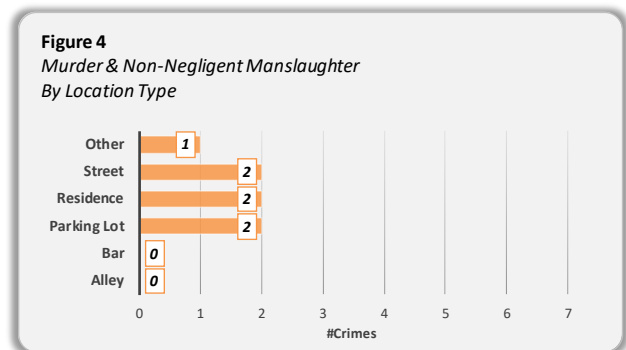


NATURE OF CRIME

- Of the 7 Murders and Non-Negligent Manslaughters, 57.1% were committed with the use of a Firearm and 42.9% were committed by the use of a Knife/Cutting instrument. [See Figure 3]

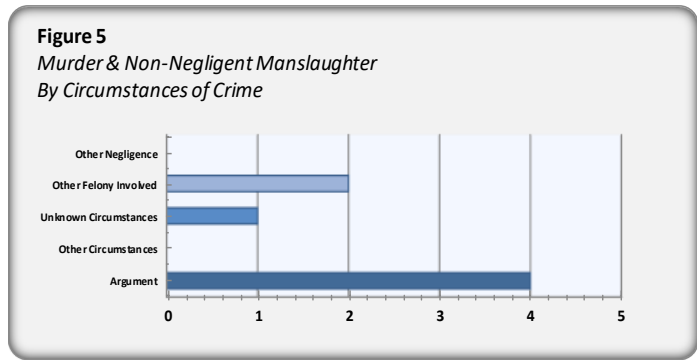


- Of the 7 Murders and Non-Negligent Manslaughters committed, 2 were committed in a Residential location, 2 were committed in the Parking Lot, 2 were committed on the Street, and 1 was committed in an Other type of location. [See Figure 4]



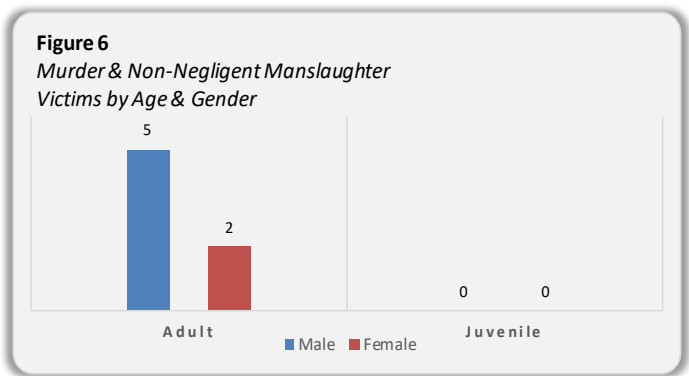
<sup>3</sup>United States Department of Justice, Federal Bureau of Investigation – CJIS Division. (June 2023). 2023.0 National Incident-Based Reporting System User Manual.

- Of the 7 Murders and Non-Negligent Manslaughters committed in the reporting year, 4 were committed as a result of an Argument, 2 were committed during the commission of a felony, and 1 was committed as a result of Unknown circumstances.  
[See Figure 5]



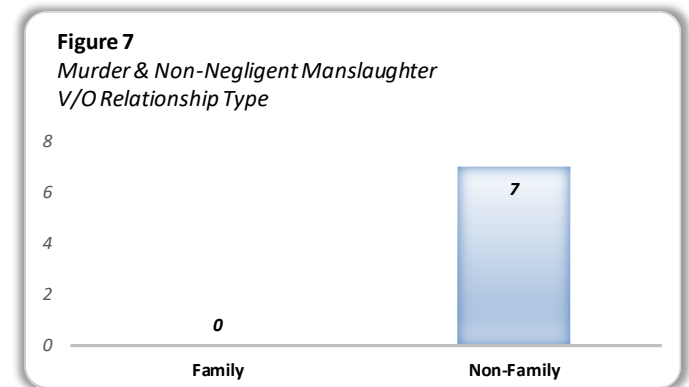
VICTIMOLOGY

- During the reporting year, there were 7 victims of Murder and Non-Negligent Manslaughter.
- Based on the data of the reporting year, 5 of the victims were Males and 2 of the victims were Females.
- Of those 7 victims, 7 were Adults and 0 were Juveniles. [See Figure 6]



VICTIM/OFFENDER RELATIONSHIP

- In NIBRS, the data collected for Victim/Offender relationship is that of the relationship of the victims to the offenders, not the relationship of the offenders to the victims.
- Based on the data of the reporting year, 0% of victims were murdered by a Family member and 100% were murdered by a Non-Family member.  
[See Figure 7]

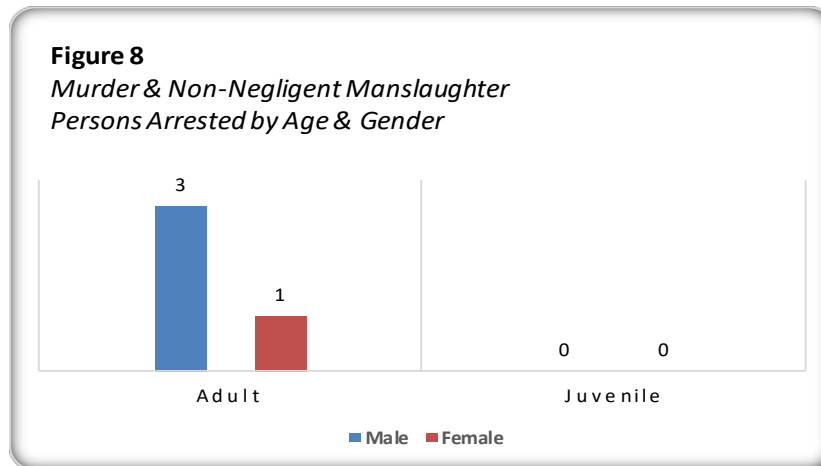


- In the Non-Family category, most victims were 'Acquaintances' to the offender.



PERSONS ARRESTED

- During the reporting year, there were 4 persons arrested for Murder and Non-Negligent Manslaughter. [See Figure 8]
- Of those 4 persons arrested, 4 were Adults and 0 were Juveniles.
- Of the 4 persons arrested, 3 were Males and 1 was a Female.



❖ SEX OFFENSES

Sex Offenses are defined as any sexual act directed against another person without the consent of the victim, including instances where the victim is incapable of giving consent.<sup>4</sup> The offenses reported under the category of Sex Offenses are: Rape, Sodomy, Sexual Assault with an Object, and Fondling.

**Table 5. NIBRS: Sex Offenses**

Offense Category	Crime Code	Offense Type	Current Year (2023)	Previous Year (2022)	% Change
Sex Offenses	11A	Rape	40	43	-7.0%
	11B	Sodomy	6	9	-33.3%
	11C	Sexual Assault w/Object	6	6	0.0%
	11D	Fondling	43	50	-14.0%
<b>Sex Offense Totals</b>			<b>95</b>	<b>108</b>	<b>-12.0%</b>

OFFENSE VOLUME

- The overall Sex Offenses category decreased -12.0% when compared to the previous reporting year.
- There were 40 Rapes committed in the reporting year.
- The Rape offense type decreased -7.0% when compared to the previous reporting year.
- There were 6 Sodomy offense types committed in the reporting year.
- The Sodomy Offense type decreased -33.3% when compared to the previous reporting year.
- There were 6 Sexual Assault with an Object offense types committed in the reporting year.
- The Sexual Assault with an Object offense type reflected no increase or decrease when compared to the previous reporting year.
- There were 43 Fondling offense types committed in the reporting year.
- The Fondling offense type decreased -14.0% when compared to the previous reporting year.

OFFENSE RATE

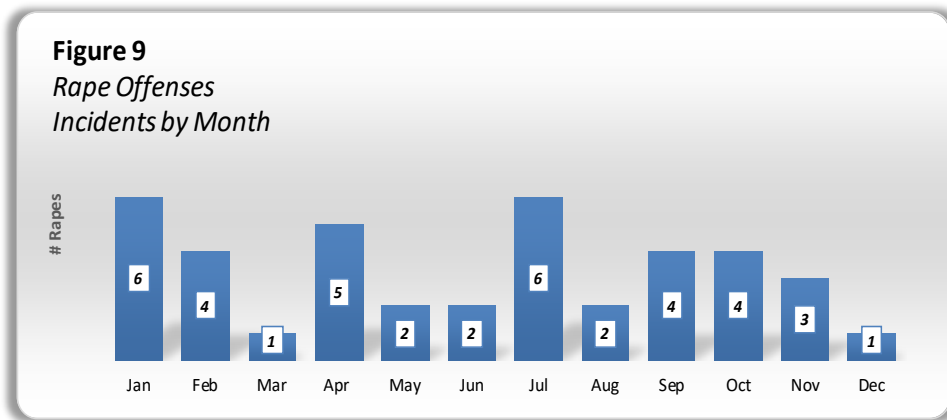
- The overall Sex Offenses category decreased -13.1% when compared to the previous reporting year.
- The Rape Offense Rate during the reporting year was 27.1.
- The Rape Offense Rate decreased -8.1% when compared to the previous reporting year.
- The Sodomy Offense Rate during the reporting year was 4.1.
- The Sodomy Offense Rate decreased -34.1% when compared to the previous reporting year.
- The Sexual Assault with an Object Offense Rate during the reporting year was 4.1 .
- The Sexual Assault with an Object Offense Rate decreased -1.2% when compared to the previous reporting year.
- The Fondling Offense Rate during the reporting year was 29.1.
- The Fondling Offense Rate decreased -15.0% when compared to the previous reporting year.

<sup>4</sup>United States Department of Justice, Federal Bureau of Investigation – CJIS Division. (June 2023). *2023.0 National Incident-Based Reporting System User Manual*.

Offense Type: Rape – Incidents by Month

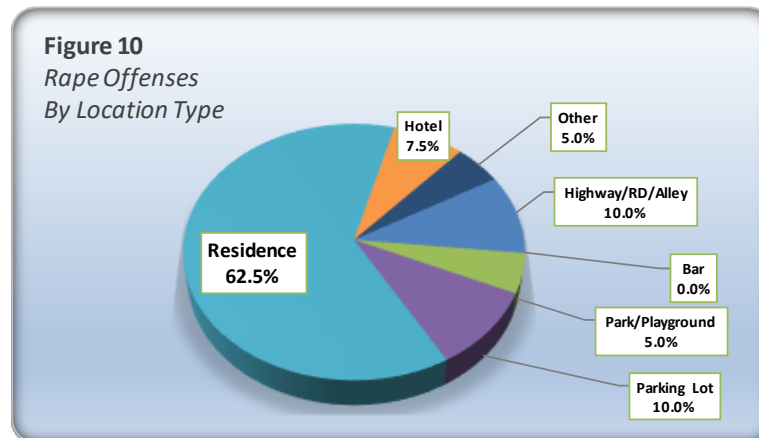
Rape is defined by NIBRS as “the carnal knowledge of a person, without the consent of the victim, including instances where the victim is incapable of giving consent because of his/her age or because of his/her temporary or permanent mental or physical incapacity”. *Black’s Law Dictionary*, 6th ed., defines *carnal knowledge* as the act of a man having sexual bodily connections with a woman; sexual intercourse. There is *carnal knowledge* if there is the slightest penetration of the sexual organ of the female by the sexual organ of the male.<sup>5</sup>

Statutory rape and incest are excluded from this category and are listed under the category of Sex Offenses, Non-Forcible.



NATURE OF CRIME

- In the reporting year, 62.5% of Rapes occurred in a Residence/Apartment type location.

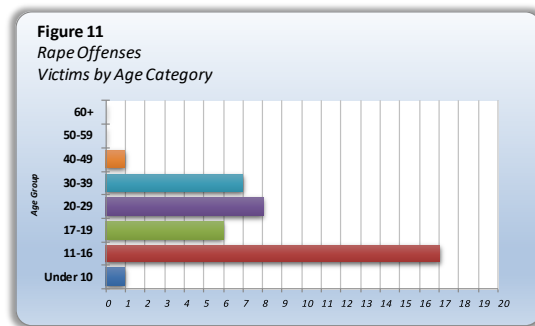


<sup>5</sup>United States Department of Justice, Federal Bureau of Investigation – CJIS Division. (June 2023). *2023.0 National Incident-Based Reporting System User Manual*.

VICTIMOLOGY

Rapes differ from other violent crimes because in many cases the victims are hesitant to report the offense to the police. The rigors of court procedures, embarrassment, and fear of any accompanying stigma exert a deterrent effect upon the victim’s willingness to contact the police. As attitudes towards the reporting of rape change, trends in the number of reported offenses can be expected to change accordingly.

- For data compiled of committed reporting year Rape offenses, there were 40 victims.
- During the reporting year, the age group reporting the highest incidence was the age group of 11-16 year olds. [See Figure 11]

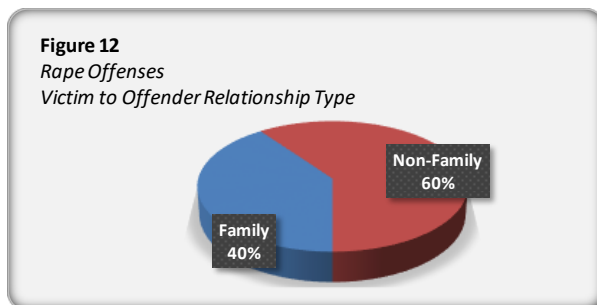


- Based on the data reported in the reporting year, 97.5% of the victims were Hispanic and 2.5% were Non-Hispanic.
- Of the data reported in the reporting year for Rape, 35 victims were Females and 5 were Males.

VICTIM/OFFENDER RELATIONSHIP

- In NIBRS, the data collected for victim/offender relationship is that of the relationship of the victims to the offenders, not the relationship of the offenders to the victims.

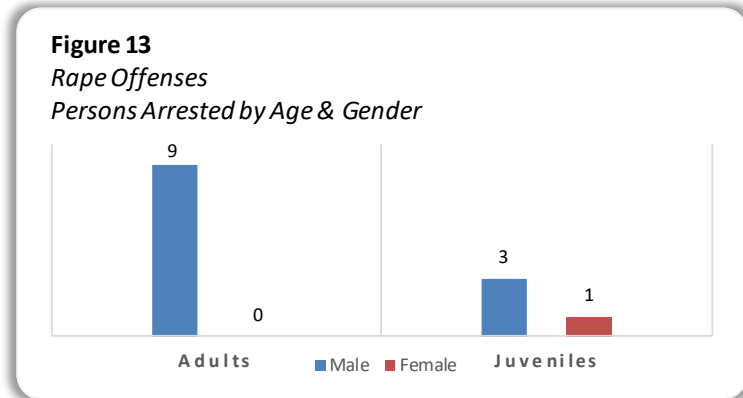
- Based on the data compiled during the reporting year 40% of victims were raped by a Family member and 60% were raped by a Non-Family member. [See Figure 12].



- In the Non-Family category, most victims were ‘Acquaintances’ to the offender.
- In the Family category, most victims of rape were a ‘Boyfriend/Girlfriend’ of the offender.

PERSONS ARRESTED

- During the reporting year, there were a total of 13 persons arrested for Rape.
- Of the 13 persons arrested, 9 persons were Adults and 4 were Juveniles.
- Of the 13 persons arrested, 12 persons were Males and 1 person was a Female.



## ❖ ASSAULT OFFENSES

Assault offenses are defined as unlawful attacks by one person upon another. The Assault offenses are recorded in three categories: Aggravated Assaults, Simple Assaults, and Intimidation. By definition there are no attempted assaults, only completed assaults. The weapons used or the extent of the injury sustained will be the deciding factors in distinguishing the corresponding assault offense(s).

**Table 6. NIBRS: Assault Offenses**

Offense Category	Crime Code	Offense Type	Current Year (2023)	Previous Year (2022)	% Change
Assault Offenses	13A	Aggravated Assault	118	185	-36.2%
	13B	Simple Assault	1,905	1,977	-3.6%
	13C	Intimidation	558	467	19.5%
<b>Assault Offense Totals</b>			<b>2,581</b>	<b>2,629</b>	<b>-1.8%</b>

### OFFENSE VOLUME

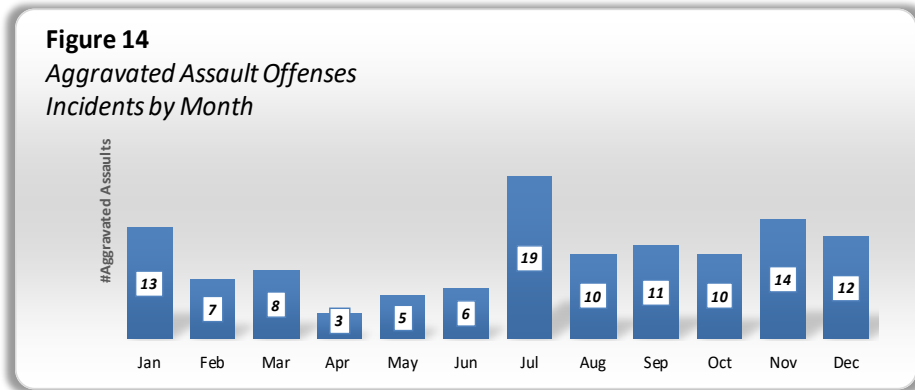
- The overall Assault Offenses category decreased -1.8% when compared to the previous reporting year.
- There were 118 Aggravated Assaults committed in the reporting year.
- The Aggravated Assault offense type in this reporting year decreased -36.2% when compared to the previous reporting year.
- There were 1,905 Simple Assault offense types committed in the reporting year.
- The Simple Assault offense type in this reporting year decreased -3.6% when compared to the previous reporting year.
- There were 558 Intimidation offense types committed in the reporting year.
- The Intimidation offense type in this reporting year increased 19.5% when compared to the previous reporting year.

### OFFENSE RATE

- The overall Assault Offenses category decreased -3.0% when compared to the previous reporting year.
- The Aggravated Assault Offense Rate during the reporting year was 80.0.
- The Aggravated Assault Offense Rate decreased -37.0% when compared to the previous reporting year.
- The Simple Assault Offense Rate during the reporting year was 1,291.3.
- The Simple Assault Offense Rate decreased -4.8% when compared to the previous reporting year.
- The Intimidation Offense Rate during the reporting year was 378.2.
- The Intimidation Offense Rate increased 18.0% when compared to the previous reporting year.

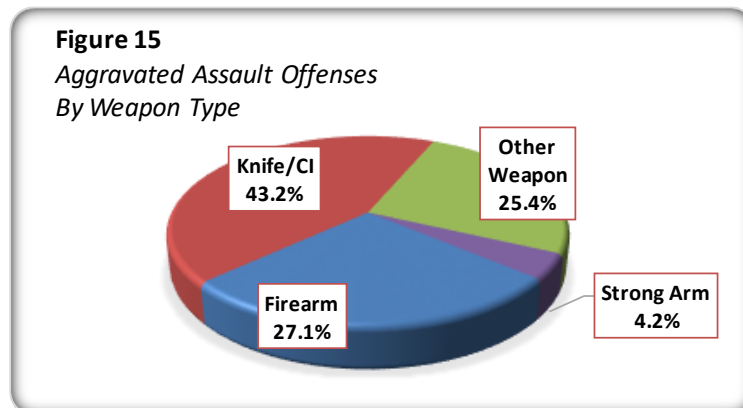
Offense Type: Aggravated Assault Offenses – Incidents by Month

Aggravated Assault is defined as an unlawful attack by one person upon another wherein the offender uses a dangerous weapon or displays it in a threatening manner or the victim suffers obvious severe or aggravated bodily injury, or where there was a risk for serious injury/intent to seriously injure.<sup>6</sup> It is not necessary for injury to result to classify an Aggravated Assault.



NATURE OF CRIME

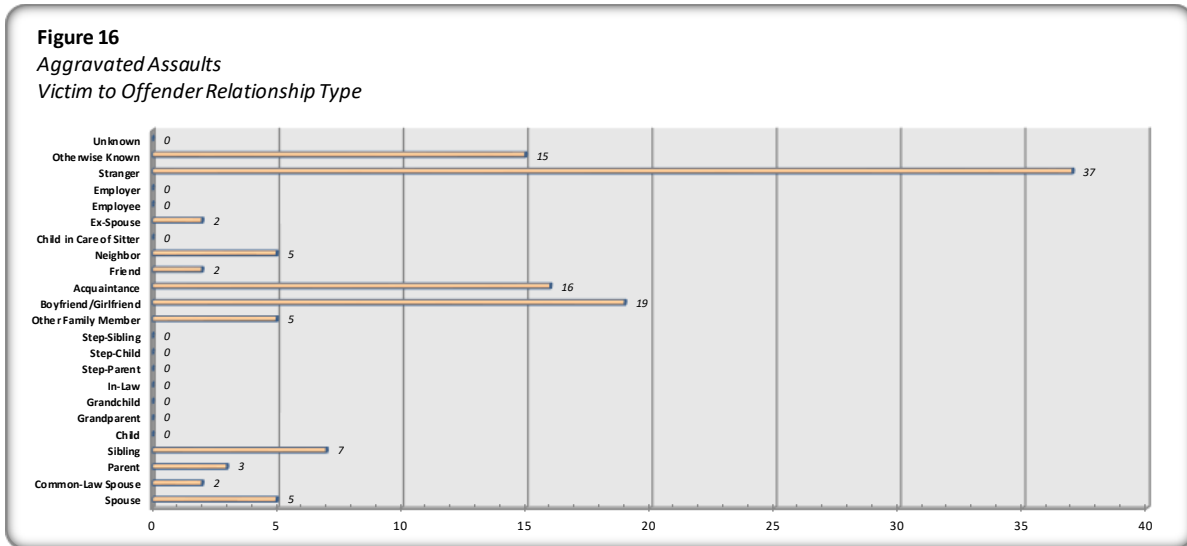
- Of the 118 reported Aggravated Assaults committed in the reporting year, the most frequently used weapon in the commission of an Aggravated Assault was a Knife/Cutting Instrument.
- Nearly 27.1% of Aggravated Assaults in the reporting year were committed with a Firearm.
- Knife/Cutting Instruments were used in 43.2% of all reported Aggravated Assaults. [See Figure 15].



<sup>6</sup>United States Department of Justice, Federal Bureau of Investigation – CJIS Division. (June 2023). *2023.0 National Incident-Based Reporting System User Manual*.

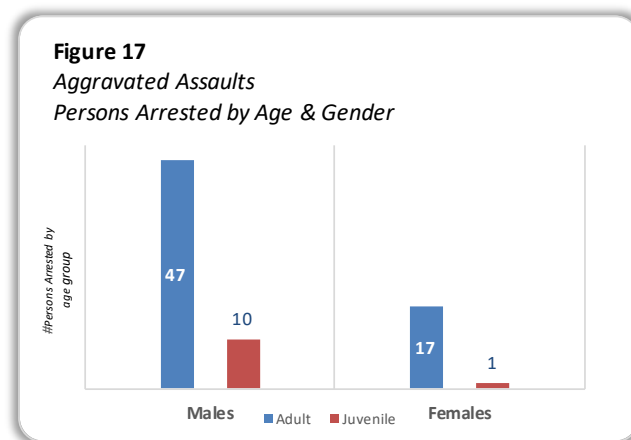
VICTIM/OFFENDER RELATIONSHIP

- Of the 118 Aggravated Assault offenses committed during the reporting year, 41 were family violence related.
- Based on the data compiled in the reporting year, 34.7% of victims of Aggravated Assault were of a Family relationship type and 65.3% of victims were Non-Family. [See Figure 16].



PERSONS ARRESTED

- During the reporting year, there were a total of 75 persons arrested for Aggravated Assault offenses. [See Figure 17].
- Of the 75 persons arrested for Aggravated Assault, 64 were Adults and 11 were Juveniles.
- Of the 75 persons arrested for Aggravated Assault, 57 were Males and 18 were Females.





## Crimes Against Property Category

### ❖ BURGLARY OFFENSES

Burglary is defined as the unlawful entry into a building or other structure with the intent to commit a felony or a theft.<sup>7</sup>

Offense Category	Crime Code	Current Year (2023)	Previous Year (2022)	% Change
Burglary	220	163	159	2.5%

#### OFFENSE VOLUME

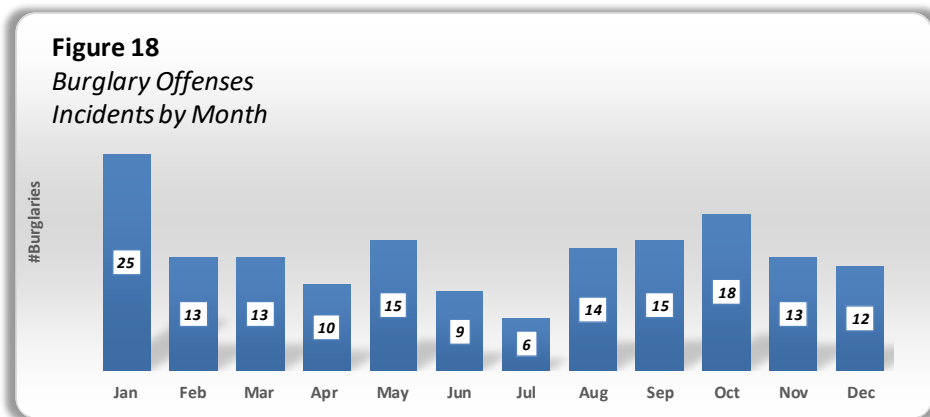
- There were 163 Burglary offenses committed in the reporting year.
- The Burglary offense type in this reporting year increased 2.5% when compared to the previous reporting year.

#### OFFENSE RATE

- The Burglary Offense Rate during the reporting year was 110.5.
- The Burglary Offense Rate increased 1.3% when compared to the previous reporting year.

### ▪ Offense Type: Burglary Offenses – Incidents by Month

The National UCR Program’s definition of structure includes, but is not limited to, an apartment, barn, cabin, church, condominium, dwelling house, factory, garage, house trailer, office, school, railroad car and other buildings. The structure should have four walls, a roof, and a door.<sup>8</sup>

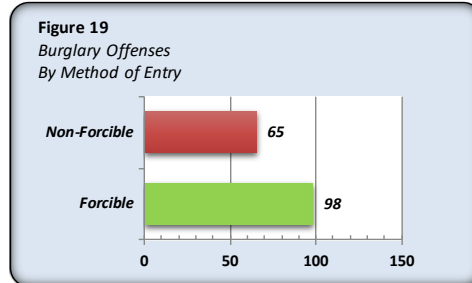


<sup>7</sup>United States Department of Justice, Federal Bureau of Investigation – CJIS Division. (June 2023). *2023.0 National Incident-Based Reporting System User Manual*.

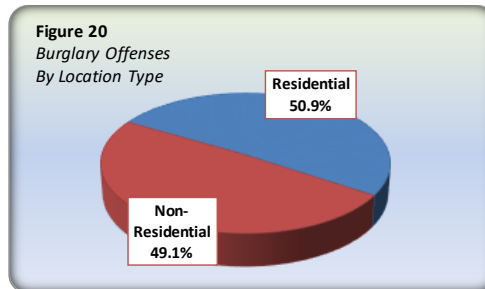
<sup>8</sup>ibid.

NATURE OF CRIME

- Of the Burglary offenses committed in the reporting year, 60.1% were Burglaries committed with Forced Entry and 39.9% of Burglaries were committed with No Forced Entry. [See Figure 19].

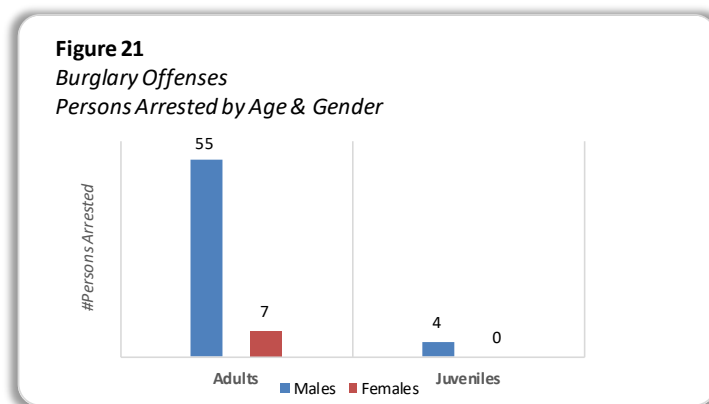


- Of all Burglaries committed in the reporting year, 50.9% burglaries occurred in a Residential location and 49.1% occurred in a Non-Residential location. [See Figure 20].



PERSONS ARRESTED

- During the reporting year, there were a total of 66 persons arrested for Burglary offenses. [See Figure 21].
- Of the 66 persons arrested for Burglary, 62 were Adults and 4 were Juveniles.
- Of those arrested for Burglary, 59 were Males and 7 were Females.



## ❖ LARCENY/THEFT OFFENSES

Larceny is defined as the unlawful taking, carrying, leading, or riding away of property from the possession or constructive possession of another person.<sup>9</sup>

Larceny/Theft includes crimes in eight (8) sub-categories. The subcategories are: (1) Pocket-picking, (2) Purse-snatching, (3) Shoplifting, (4) Theft from Building, (5) Theft from Coin-Operated Machine or Device, (6) Theft from Motor Vehicle, (7) Theft of Motor Vehicle Parts or Accessories, and (8) All Other Larceny.

**Table 8. NIBRS: Larceny/Theft Offenses**

Offense Category	Crime Code	Offense Type	Current Year (2023)	Previous Year (2022)	% Change
Larceny/Theft Offenses	23A	Pocket-picking	2	7	-71.4%
	23B	Purse-Snatching	4	3	33.3%
	23C	Shoplifting	1,181	1,029	14.8%
	23D	Theft From Building	186	152	22.4%
	23E	Theft From Coin-OP Machine	2	7	-71.4%
	23F	Theft From Motor Vehicle	278	317	-12.3%
	23G	Theft Motor Veh Parts	103	133	-22.6%
	23H	All Other Larceny	837	981	-14.7%
<b>Larceny/Theft Totals</b>			<b>2,593</b>	<b>2,629</b>	<b>-1.4%</b>

### OFFENSE VOLUME

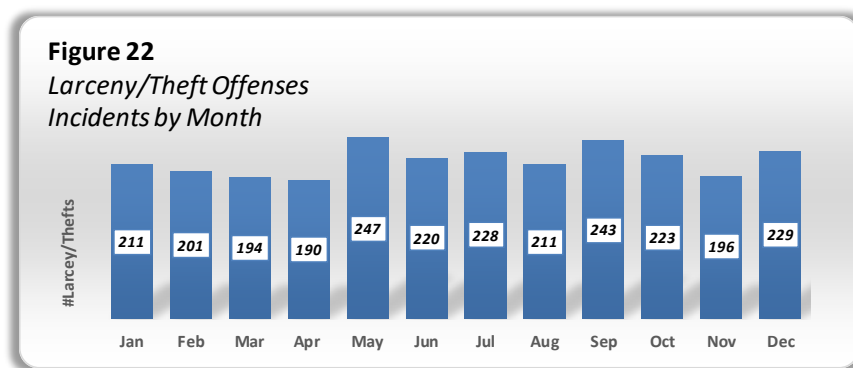
- There were 2,593 Larceny/Theft offenses committed in the reporting year.
- The Larceny/Theft offense types in this reporting year decreased -1.4% when compared to the previous reporting year.

### OFFENSE RATE

- The Larceny/Theft Offense Rate during the reporting year was 1,758 offenses.
- The Larceny/Theft Offense Rate in this reporting year increased -2.6% when compared to the previous reporting year.

## Offense Type: Larceny/Theft Offenses – Incidents by Month

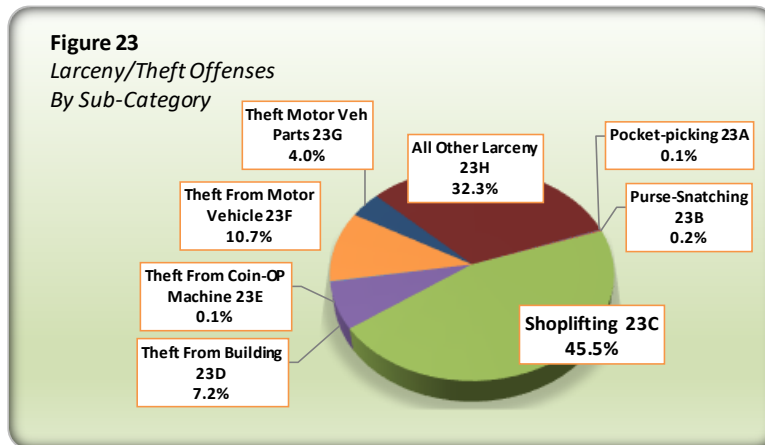
- The total numbers of reported Larceny/Theft offenses are reflected below by month.



<sup>9</sup>United States Department of Justice, Federal Bureau of Investigation – CJIS Division. (June 2023). *2023.0 National Incident-Based Reporting System User Manual*.

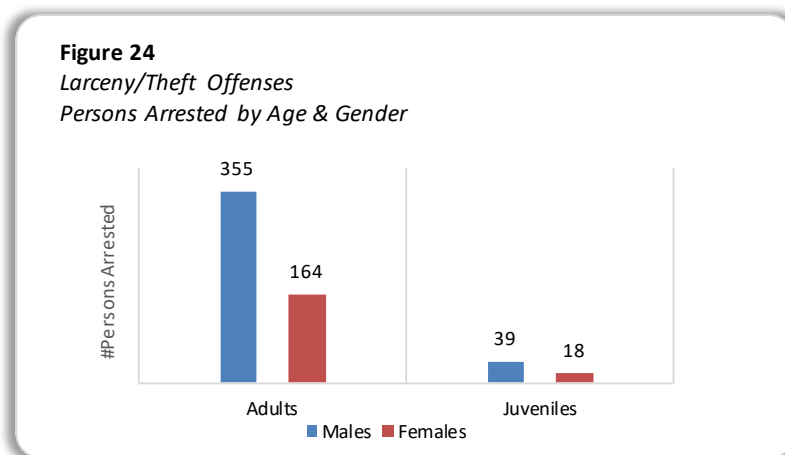
NATURE OF CRIME

- Of the eight (8) Larceny/Theft subcategories committed in the reporting year, the largest category of theft was the offense type of Theft – Shoplifting with 1,181 offenses.
- Of the 2,593 Larceny/Theft offenses committed in the reporting year, 45.5% were Shoplifting offenses, 10.7% were Theft from Motor Vehicle offenses, 4.0% were Theft from Motor Vehicle Parts, 7.2% were Theft from Building and 32.3% were Theft – All Other offenses. [See Figure 23].



PERSONS ARRESTED

- There were 576 persons arrested for Larceny/Theft offenses during the reporting year. [See Figure 24].
- Of the 576 persons arrested for Larceny/Theft, 519 were Adults and 57 were Juveniles.
- Of those arrested for Larceny/Theft offenses, 394 were Males and 182 were Females.



## ❖ MOTOR VEHICLE THEFT OFFENSES

Motor Vehicle Theft is defined as a theft of a motor vehicle<sup>10</sup>. Motor vehicle includes the theft or attempted theft of a motor vehicle, which the National UCR Program defines as a self-propelled vehicle that runs on the surface of land and not on rails.<sup>11</sup>

Offense Category	Crime Code	Current Year (2023)	Previous Year (2022)	% Change
Auto Theft	240	92	64	43.8%

The category of Motor Vehicle Theft is further sub-categorized into five subcategories: (1) Automobiles, (2) Buses, (3) Recreational Vehicles, (4) Trucks, and (5) Other Vehicles. Motor Vehicle Thefts should not include the taking of a vehicle for temporary use when prior authority has been granted or can be assumed, such as in family situations. Motor Vehicle Thefts do not include farm equipment (tractors, combines, etc.)<sup>12</sup>

### OFFENSE VOLUME

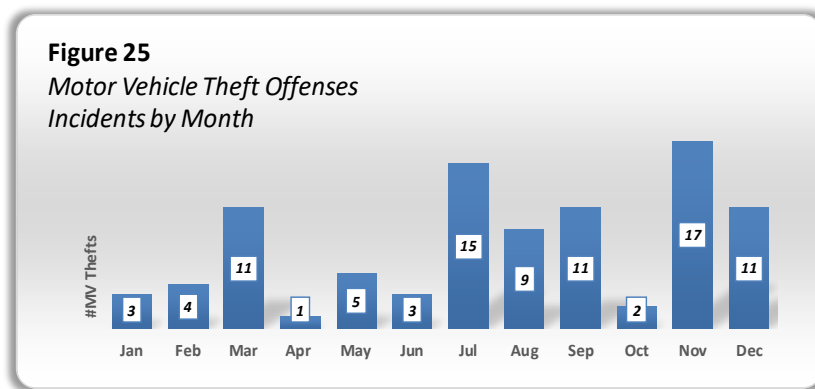
- There were 92 Motor Vehicle Theft offenses committed in the reporting year.
- The Motor Vehicle Theft offense type in this reporting year increased 43.8% when compared to the previous reporting year.

### OFFENSE RATE

- The Motor Vehicle Theft Offense Rate during the reporting year was 62.4 offenses.
- The Motor Vehicle Theft Offense Rate in this reporting year increased 42.0% when compared to the previous reporting year.

### ▪ Offense Type: Motor Vehicle Theft Offenses – Incidents by Month

- The total number of reported Motor Vehicle Theft offenses is reflected below by month.



<sup>10</sup> United States Department of Justice, Federal Bureau of Investigation – CJIS Division. (June 2023). 2023.0 National Incident-Based Reporting System User Manual.

<sup>11</sup> Ibid.

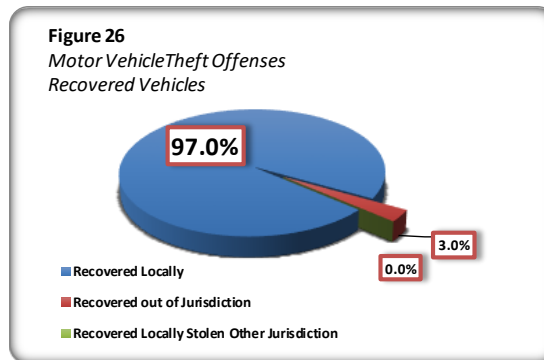
<sup>12</sup> Ibid.

NATURE OF CRIME

- Of the Motor Vehicle Theft types committed in the reporting year, there were 27 Automobiles, 62 Trucks, and 3 Other Vehicle types. [See Table 10].

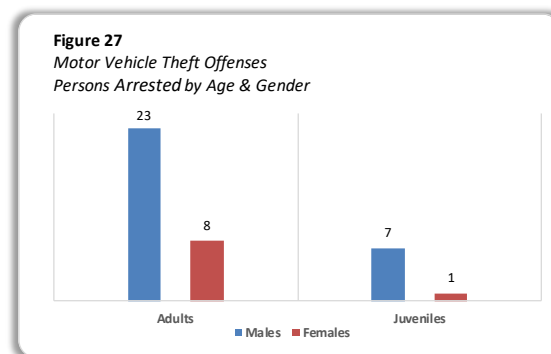
MV Type	# Stolen
Automobiles	27
Buses	0
Recreational Vehicles	0
Trucks	62
Other Vehicle	3
<b>TOTALS</b>	<b>92</b>

- Of the 92 Motor Vehicle Thefts committed in the reporting year, 33 vehicles were recovered.
- Of those recovered vehicles in the reporting year, 32 motor vehicles were Stolen local/Recovered local and 1 was Stolen local/Recovered outside our jurisdiction. [See Figure 26].



PERSONS ARRESTED

- There were 39 persons arrested for Motor Vehicle Theft offenses during the reporting year.
- Of the 39 persons arrested for Motor Vehicle Theft, 31 were Adults, 8 were Juveniles.
- Of the 39 persons arrested for Motor Vehicle Theft, 30 were Males and 9 were Females.



## ❖ ROBBERY OFFENSES

Robbery is defined as taking of anything of value from the control, custody, or care of another person by force or threat of force and/or by putting the victim in fear of immediate harm.<sup>13</sup>

Offense Category	Crime Code	Current Year (2023)	Previous Year (2022)	% Change
Robbery	120	35	42	-16.7%

### OFFENSE VOLUME

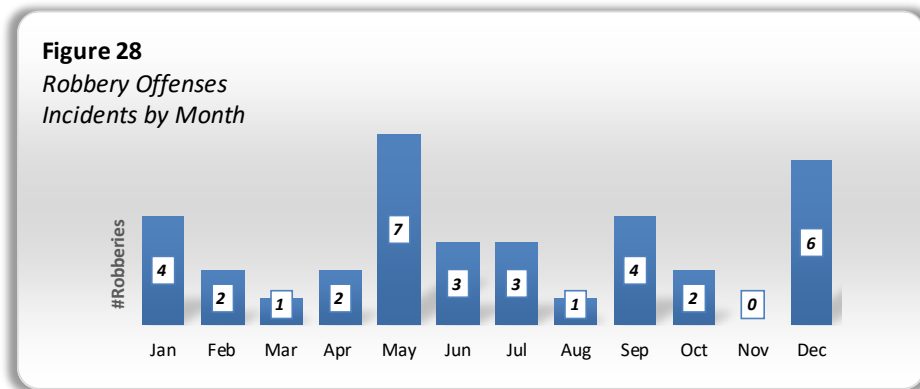
- There were 35 Robbery offenses committed in the reporting year.
- The Robbery offenses in this reporting year decreased -16.7% when compared to the previous reporting year.

### OFFENSE RATE

- The Robbery Offense Rate during the reporting year was 23.7 offenses.
- The Robbery Offense Rate in this reporting year decreased -17.7% when compared to the previous reporting year.

### ▪ Offense Type: Robbery Offenses – Incidents by Month

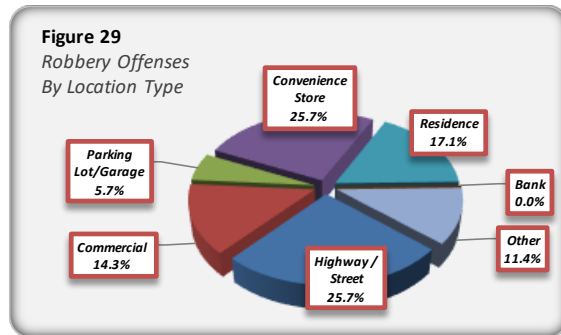
- The total number of reported Robbery offenses is reflected below by month.



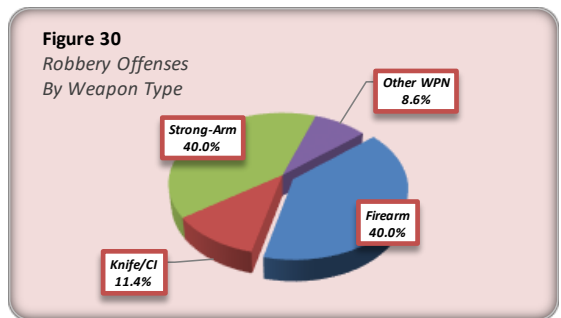
<sup>13</sup>United States Department of Justice, Federal Bureau of Investigation – CJIS Division. (June 2023). *2023.0 National Incident-Based Reporting System User Manual*.

NATURE OF CRIME

- Of the Robbery offenses committed in the reporting year, 14.3% of the Robbery offenses were committed in Commercial locations, 25.7% were committed in Convenience stores, 25.7% were committed on a Highway/Street, and 17.1% were committed while at a Residence type location. [See Figure 29].

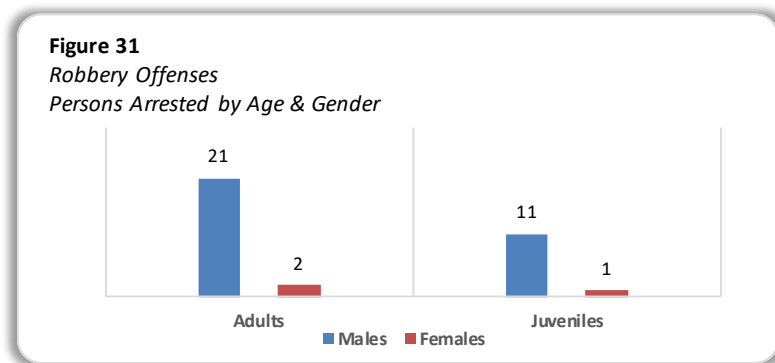


- Of the 35 Robberies, the use of a weapon type of Knives/Cutting Instruments accounted for 11.4% of the Robberies committed. The use of a firearm accounted for 40.0% of the Robberies reported and 40.0% were committed using Strong Arm – Personal Weapons (i.e. Hands, Feet, etc.) . [See Figure 30].



PERSONS ARRESTED

- There were 35 persons arrested for Robbery offenses during the reporting year. [See Figure 31].
- Of those 35 persons arrested, 23 were Adults and 12 were Juveniles.
- Of those arrested for Robbery, 32 were Males and 3 were Females.





## Crimes Against Society Category

### ❖ DRUG/NARCOTIC OFFENSES

Drug/Narcotic Offenses are defined as the violation of laws prohibiting the production, distribution, and/or use of certain controlled substances and the equipment or devices utilized in their preparation and/or use.<sup>14</sup>

Offense Category	Crime Code	Offense Type	Current Year (2023)	Previous Year (2022)	% Change
Drug/Narcotic Offenses	35A	Drug/Narcotics Violations	950	932	1.9%
	35B	Drug Equipment Violations	337	383	-12.0%
Drug/Narcotic Offenses Totals			1,287	1,315	-2.1%

#### OFFENSE VOLUME

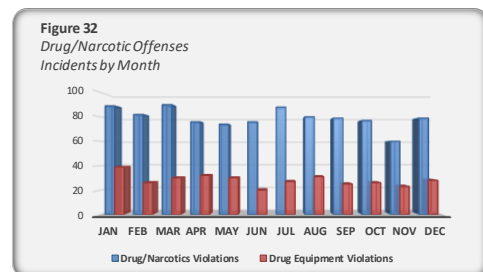
- There were 950 Drug/Narcotic Violations committed in the reporting year.
- The Drug/Narcotic Violations offense type in this reporting year increased 1.9% when compared to the previous reporting year.
- There were 337 Drug Equipment Violations committed in the reporting year.
- The Drug Equipment Violations offense type in this reporting year decreased -12.0% when compared to the previous reporting year.

#### OFFENSE RATE

- The Drug/Narcotic Violations Offense Rate during the reporting year was 644.0 offenses.
- The Drug/Narcotic Violations Offense Rate increased 0.7% when compared to the previous reporting year.
- The Drug Equipment Violation Offense Rate during the reporting year was 228.4 offenses.
- The Drug Equipment Violation Offense Rate decreased -13.1% when compared to the previous reporting year.

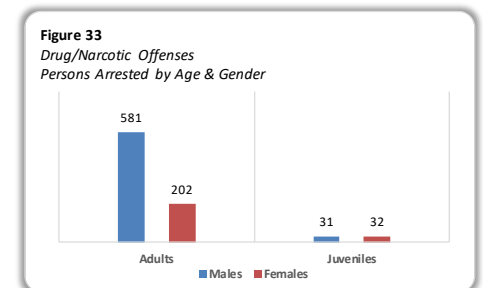
### ■ Drug/Narcotic Offenses – Incidents by Month

- The total number of reported Drug/Narcotic Offenses is reflected by month. [See Figure 32].



#### PERSONS ARRESTED

- There were 846 persons arrested for Drug/Narcotic offenses during the reporting year. [See Figure 33].
- Of those persons arrested, 720 were for Drug/Narcotic Violations and 126 were for Drug/Equipment Violations.
- Of the 846 arrested persons for Drug/Narcotic offenses, 783 were Adults and 63 were Juveniles.
- Of those 846 arrested for Drug /Narcotic offenses, 612 were Males and 234 were Females.



<sup>14</sup>United States Department of Justice, Federal Bureau of Investigation – CJIS Division. (June 2023). 2023.0 National Incident-Based Reporting System User Manual..

## WEAPON LAW VIOLATIONS

Weapon Law Violations are defined as the violation of laws or ordinances prohibiting the manufacture, sale, purchase, transportation, possession, concealment, or use of firearms, cutting instruments, explosives, incendiary devices, or other deadly weapons.<sup>15</sup>

**Table 13. NIBRS: Weapon Law Violation Offenses**

Offense Category	Crime Code	Current Year (2023)	Previous Year (2022)	% Change
Weapon Law Violations	520	155	137	13.1%

### OFFENSE VOLUME

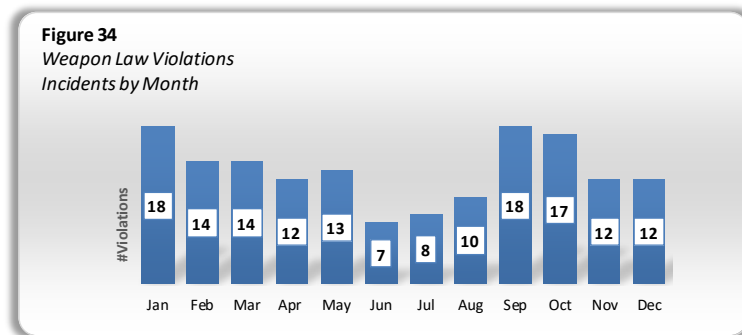
- There were 155 Weapon Law Violations committed in the reporting year.
- The Weapon Law Violations in this reporting year increased 13.1% when compared to the previous reporting year.

### OFFENSE RATE

- The Weapon Law Violation Offense Rate during the reporting year was 105.1 offenses.
- The Weapon Law Violations Offense Rate in this reporting year increased 11.8% when compared to the previous reporting year.

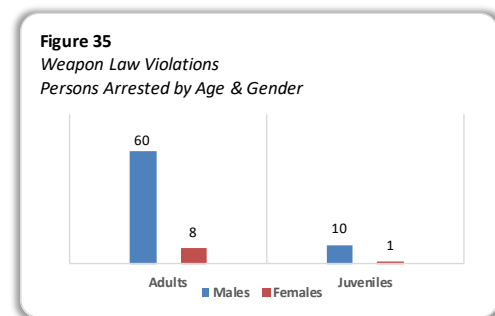
### Weapon Law Violations – Incidents by Month

- The total number of reported Weapon Law Violations is reflected by month. [See Figure 34].



### PERSONS ARRESTED

- There were 79 persons arrested for Weapon Law Violations during the reporting year.
- Of those 79 persons arrested, 68 were Adults and 11 were Juveniles. [See Figure 35].
- Of those 79 arrested for Weapon Law Violations, 70 were Males and 9 were Females.



<sup>15</sup> United States Department of Justice, Federal Bureau of Investigation – CJIS Division. (June 2023). 2023.0 National Incident-Based Reporting System User Manual.

## CHAPTER 3: DRUG SEIZURES

- Drug seizure information is presented in compliance with Health & Safety Code Section §481.185 and its requirement that each law enforcement agency in this state shall file monthly with the director a report of all arrests made for drug offenses and quantities of controlled substances seized during the preceding month.<sup>16</sup>
- The NIBRS program collects information on up to three different types of drug seized within a single incident.
- The chart below displays the quantity of drugs seized in the City of McAllen during the reporting year.
- The information presented are drugs seized by the McAllen Police Department and do not include drugs seized by any federal law enforcement agency.

**Table 14. NIBRS: Drug Seizures - By Type and Quantity**

<u>Drug Type</u>	<u>Drug Description</u>	<u>Quantity*</u>
<b>Cannabinoids</b>	Marijuana	306.76 lbs
	Hashish	0 lbs
<b>Opiates</b>	Heroin	0.01 lbs
<b>Cocaine</b>	Cocaine	3.86 lbs
<b>Hallucinogens</b>	LSD	3 DU
	PCP	0 lbs
	Designer Drugs	1.52 lbs
<b>Other Drugs</b>	Amphetamines/Methamphetamines	2.20 lbs
	Synthetic Narcotics	0.06 lbs
	Tranquilizers	0 lbs

\* **Quantity Codes:** Pounds (lbs), Grams (gm), Dosage Unit (DU)

<sup>16</sup>Texas Department of Public Safety – UCR Program. (June 2023). *Texas-Centric Technical Specifications and Error Codes*.

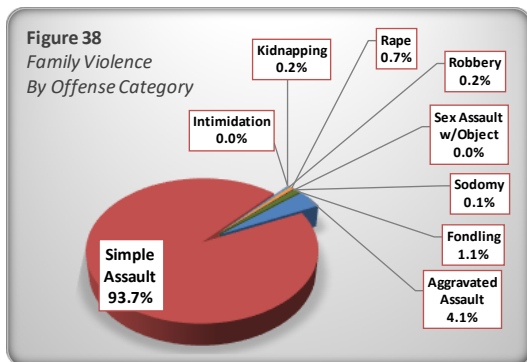
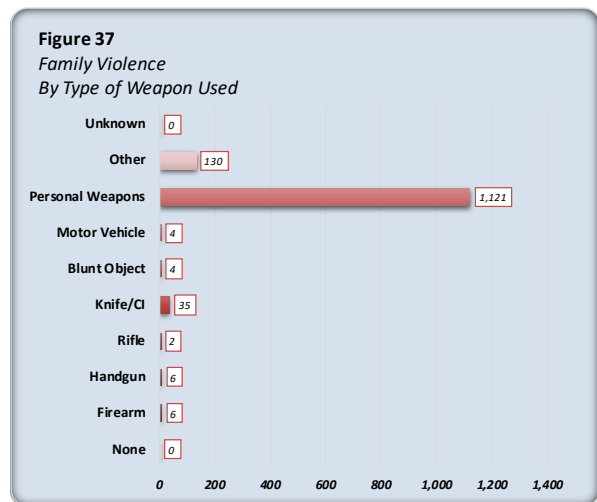
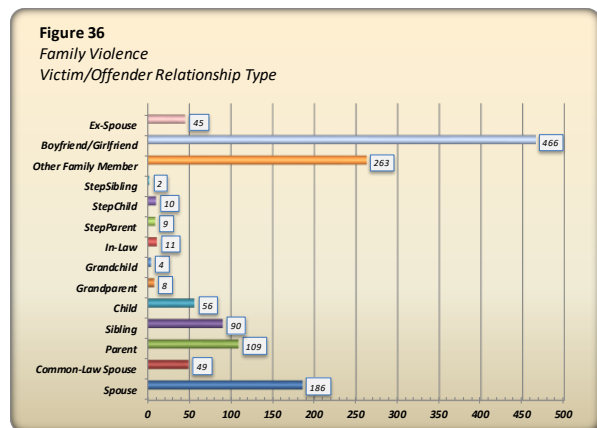
# CHAPTER 4: FAMILY VIOLENCE

The Texas Family Code §71.004 defines Family Violence as an act by a member of a family or household against another member that is intended to result in physical harm, bodily injury, assault, or a threat that reasonably places the member in fear of imminent physical harm.

An incident (case) is flagged as family violence when the incident involves the offenses of: Assault, Homicide, Kidnapping/Abduction, Robbery and Sex Offenses, and at least one of the relationships of the victim to offender is a family member.<sup>17</sup>

## Family Violence: Annual Summary

- During the reporting year, there were 1,188 family violence incidents reported.
- Of the 1,188 incidents reported, 65.6% of the victims were females and 34.4% were males.
- The most common Victim/Offender Relationship reported was the 'Boyfriend/Girlfriend' category with 466, followed by 'Other Family Member' relationship with 263. [See Figure 36].
- The most common weapon used during a family violence incident was the use of Personal Weapons (Hands, Fists, Feet, etc.) with 1,121. [See Figure 37].
- Of the offenses required by NIBRS to collect family violence information, the category of 'Simple Assault' accounted for 93.7% of the family violence related offenses. [See Figure 38].

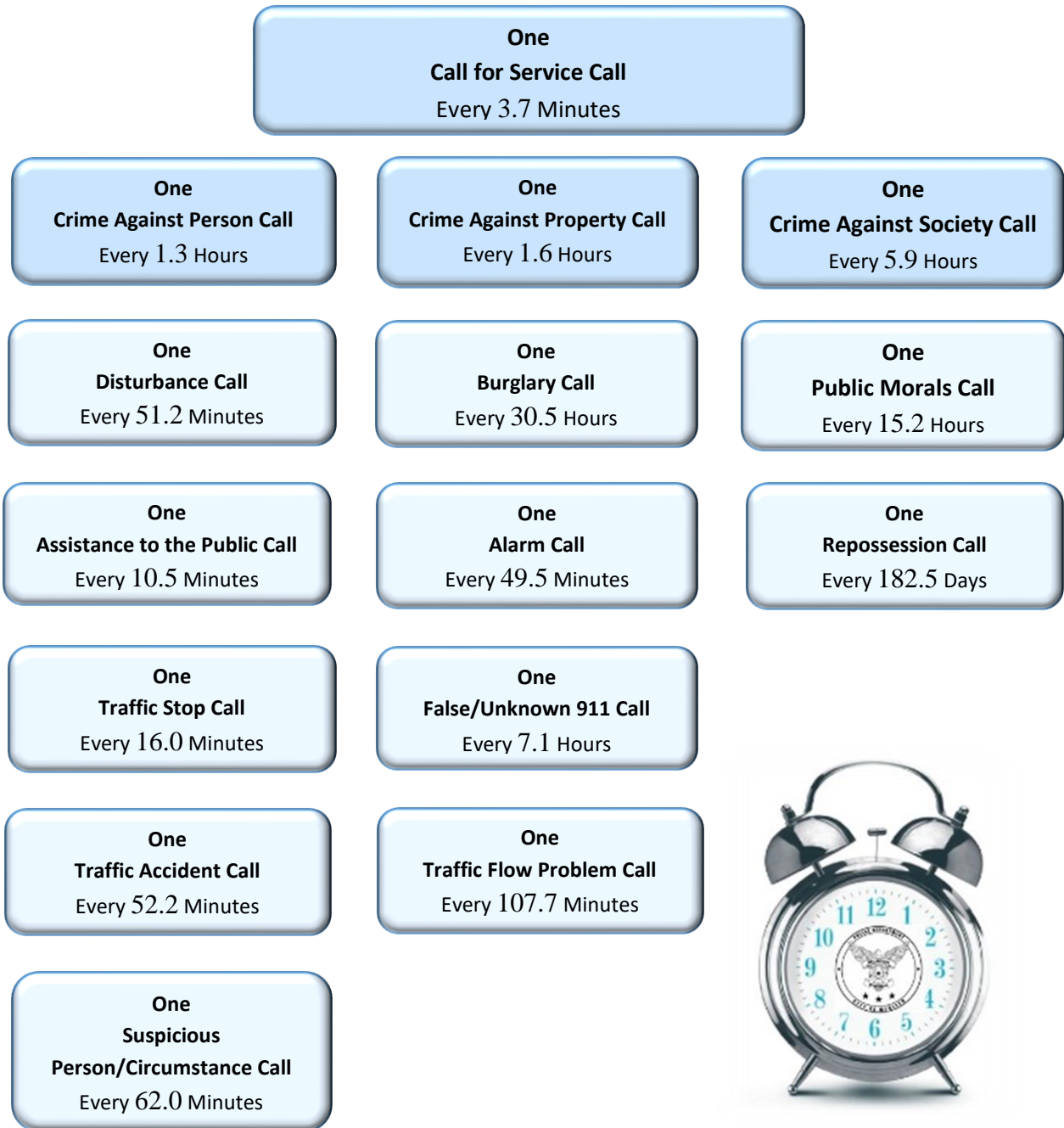


<sup>17</sup>Texas Department of Public Safety – UCR Program. (June 2023). *Texas-Centric Technical Specifications and Error Codes*.

# CHAPTER 5: CALLS FOR SERVICE


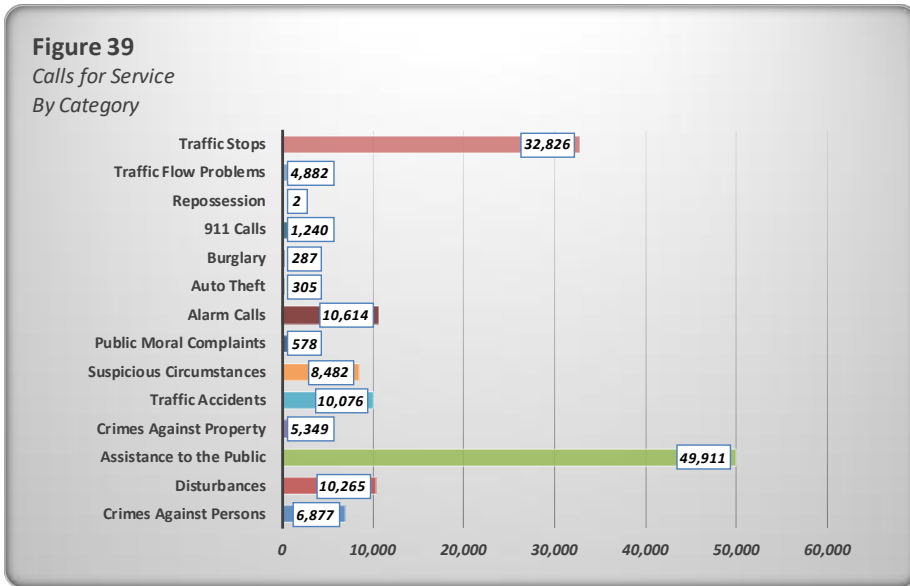
## Calls for Service Crime Clock: Reporting Year

- During the reporting year, the McAllen Police Department responded to **141,694** calls for service.
- This mode of display below represents the annual ratio of calls for service to fixed time intervals.
- This is an aggregate representation of data. It is designed to convey the annual service call experience by showing the relative frequency of occurrence.



■ **Calls for Service: Annual Summary**

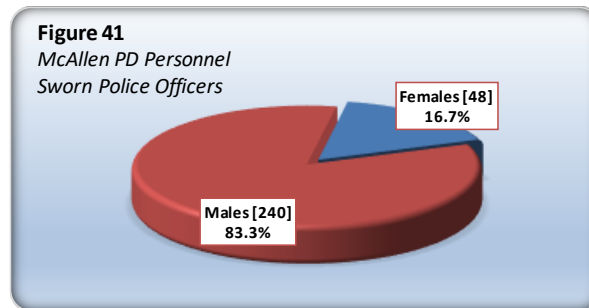
- During the reporting year, the McAllen Police Department responded to 141,694 calls for service.
- This represents an increase of 3.5% when compared to the previous year.
- The most frequent calls for service category during the reporting year was Assistance to the Public.



# CHAPTER 6: LAW ENFORCEMENT PERSONNEL

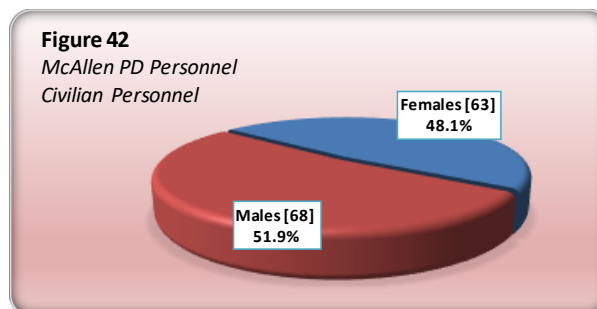
## Commissioned Personnel

- The City of McAllen Police Department is authorized 316 sworn Police Officers.
- McAllen’s sworn Police Officer to population ratio is 2 officers per 1000 population.
- McAllen is currently at 91.1% of authorized sworn Police Officers.
- Of the current sworn Police Officers, 83.3% are males and 16.7% are females.



## Civilian Personnel

- The City of McAllen Police Department is authorized 151 civilian employees.
- Civilian employees include: Community Service Specialists, Detention Service Specialists, Emergency Communication Specialists, Emergency Communications Manager, Senior Administration Clerks, Administrative Assistants, Crime Statistician, Fleet Maintenance personnel and Custodians.
- Of the 151 civilian employees, five (5) employees are exempt.
- McAllen is currently at 86.8% of authorized civilian personnel.
- Of the current civilian personnel, 51.9% are males and 48.1% are females.



## CHAPTER 7: CITY OF MCALLEN ARREST DATA

### Arrests by Offense – Juvenile/Adult

- CRIMES AGAINST PERSONS

Offense Category	Crime Code	Offense Type	Juvenile	Adult	Total
Assault Offenses	13A	Agg Assault	11	64	75
	13B	Simple Assault	74	643	717
	13C	Intimidation	11	98	109
<b>Assault Offenses Total</b>			<b>96</b>	<b>805</b>	<b>901</b>
Homicide Offenses	09A	Murder and Non-negligent Manslaughter	0	4	4
	09B	Negligent Manslaughter	0	0	0
	09C	Justifiable Homicide	0	0	0
<b>Homicide Offenses Total</b>			<b>0</b>	<b>4</b>	<b>4</b>
Human Trafficking	64A	Human Trafficking, Commercial Sex Acts	0	0	0
	64B	Human Trafficking, Involuntary Servitude	0	0	0
<b>Human Trafficking Total</b>			<b>0</b>	<b>0</b>	<b>0</b>
Kidnapping / Abduction	100	Kidnapping/Abduction	0	2	2
<b>Kidnapping / Abduction Total</b>			<b>0</b>	<b>2</b>	<b>2</b>
Sex Offenses	11A	Rape	4	9	13
	11B	Sodomy	1	1	2
	11C	Sexual Assault With an Object	0	0	0
	11D	Fondling	2	15	17
<b>Sex Offenses Total</b>			<b>7</b>	<b>25</b>	<b>32</b>
Sex Offense, Non-Forcible	36A	Incest	0	0	0
	36B	Statutory Rape	0	0	0
<b>Sex Offense, Non-Forcible Total</b>			<b>0</b>	<b>0</b>	<b>0</b>
<b>Total Crimes Against Persons</b>			<b>103</b>	<b>836</b>	<b>939</b>



## Arrests by Offense – Juvenile/Adult

- CRIMES AGAINST PROPERTY

Offense Category	Crime Code	Offense Type	Juvenile	Adult	Total
Arson	200	Arson	0	1	1
Bribery	510	Bribery	0	0	0
Burglary	220	Burglary	4	62	66
Counterfeiting / Forgery	250	Counterfeiting / Forgery	1	19	20
Destruction /Damage /Vandalism	290	Destruction / Damage / Vandalism	7	52	59
Embezzlement	270	Embezzlement	0	3	3
Extortion / Blackmail	210	Extortion / Blackmail	0	0	0
Fraud Offenses	26A	False Pretenses/Swindle	0	13	13
	26B	Credit Card/ATM Fraud	1	8	9
	26C	Impersonation	0	3	3
	26D	Welfare Fraud	0	0	0
	26E	Wire Fraud	0	0	0
	26F	Identity Theft	0	1	1
	26G	Hacking/Computer Invasion	0	0	0
<b>Fraud Offenses Total</b>			<b>1</b>	<b>25</b>	<b>26</b>
Larceny / Theft Offenses	23A	Pocket-picking	0	0	0
	23B	Purse-Snatching	0	1	1
	23C	Shoplifting	42	424	466
	23D	Theft From Building	0	5	5
	23E	Theft From Coin-OP Machine	0	0	0
	23F	Theft From Motor Vehicle	7	22	29
	23G	Theft Motor Veh Parts	0	11	11
	23H	All Other Larceny	8	56	64
<b>Larceny / Theft Offenses Total</b>			<b>57</b>	<b>519</b>	<b>576</b>
Motor Vehicle Theft	240	Motor Vehicle Theft	8	31	39
Robbery	120	Robbery	12	23	35
Stolen Property Offenses	280	Stolen Property Offenses	0	2	2
<b>Total Crimes Against Property</b>			<b>90</b>	<b>737</b>	<b>827</b>

## Arrests by Offense – Juvenile/Adult

- *CRIMES AGAINST SOCIETY*
- *GROUP B ARRESTS*

Offense Category	Crime Code	Offense Type	Juvenile	Adult	Total
Animal Cruelty	720	Animal Cruelty	0	7	7
<b>Animal Cruelty Total</b>			<b>0</b>	<b>7</b>	<b>7</b>
Drug/Narcotic Violations	35A	Drug/Narcotics Violations	51	669	720
	35B	Drug Equipment Violations	12	114	126
<b>Drug/Narcotic Violations Total</b>			<b>63</b>	<b>783</b>	<b>846</b>
Gambling Offenses	39A	Betting/Wagering	0	0	0
	39B	Operating/Promoting/Assisting Gambling	0	2	2
	39C	Gambling Equipment Violations	0	0	0
	39D	Sports Tampering	0	0	0
<b>Gambling Offenses Total</b>			<b>0</b>	<b>2</b>	<b>2</b>
Pornography / Obscene Material	370	Pornography/Obscene Material	5	1	6
<b>Pornography / Obscene Material Total</b>			<b>5</b>	<b>1</b>	<b>6</b>
Prostitution Offenses	40A	Prostitution	0	6	6
	40B	Assisting or Promoting Prostitution	0	2	2
	40C	Purchasing Prostitution	0	2	2
<b>Prostitution Offenses Total</b>			<b>0</b>	<b>10</b>	<b>10</b>
Weapon Law Violations	520	Weapon Law Violations	11	68	79
<b>Weapon Law Violations Total</b>			<b>11</b>	<b>68</b>	<b>79</b>
<b>Total Crimes Against Society</b>			<b>79</b>	<b>871</b>	<b>950</b>
<b>Total Group A Arrests</b>			<b>272</b>	<b>2,444</b>	<b>2,716</b>
Group B [Arrests Only]	90A	Bad Checks	0	0	0
	90B	Curfew/Loitering/Vagrancy	0	54	54
	90C	Disorderly Conduct	10	125	135
	90D	Driving Under the Influence	2	596	598
	90E	Drunkenness	9	921	930
	90F	Family Offenses [NonViolent]	1	58	59
	90G	Liquor Law Violations	0	5	5
	90H	Peeping Tom	0	0	0
	90J	Trespass of Real Property	6	117	123
	90Z	All Other Offenses	31	757	788
<b>Total Group B Arrests</b>			<b>59</b>	<b>2,633</b>	<b>2,692</b>
			<b>Juvenile</b>	<b>Adult</b>	<b>Total</b>
<b>Total Group A Arrests</b>			<b>272</b>	<b>2,444</b>	<b>2,716</b>
<b>Total Group B Arrests</b>			<b>59</b>	<b>2,633</b>	<b>2,692</b>
<b>Total Arrests</b>			<b>331</b>	<b>5,077</b>	<b>5,408</b>

## Arrest By Offense – By Gender

- CRIMES AGAINST PERSONS

Offense Category	Crime Code	Offense Type	Female	Male	Total
Assault Offenses	13A	Agg Assault	18	57	75
	13B	Simple Assault	242	475	717
	13C	Intimidation	26	83	109
<b>Assault Offenses Total</b>			<b>286</b>	<b>615</b>	<b>901</b>
Homicide Offenses	09A	Murder and Non-negligent Manslaughter	1	3	4
	09B	Negligent Manslaughter	0	0	0
	09C	Justifiable Homicide	0	0	0
<b>Homicide Offenses Total</b>			<b>1</b>	<b>3</b>	<b>4</b>
Human Trafficking	64A	Human Trafficking, Commercial Sex Acts	0	0	0
	64B	Human Trafficking, Involuntary Servitude	0	0	0
<b>Human Trafficking Total</b>			<b>0</b>	<b>0</b>	<b>0</b>
Kidnapping / Abduction	100	Kidnapping/Abduction	0	2	2
<b>Kidnapping / Abduction Total</b>			<b>0</b>	<b>2</b>	<b>2</b>
Sex Offenses	11A	Rape	1	12	13
	11B	Sodomy	0	2	2
	11C	Sexual Assault With an Object	0	0	0
	11D	Fondling	1	16	17
<b>Sex Offenses Total</b>			<b>2</b>	<b>30</b>	<b>32</b>
Sex Offense, Non-Forcible	36A	Incest	0	0	0
	36B	Statutory Rape	0	0	0
<b>Sex Offense, Non-Forcible Total</b>			<b>0</b>	<b>0</b>	<b>0</b>
<b>Total Crimes Against Persons</b>			<b>289</b>	<b>650</b>	<b>939</b>

## Arrest By Offense – By Gender

- CRIMES AGAINST PROPERTY

Offense Category	Crime Code	Offense Type	Female	Male	Total
Arson	200	Arson	0	1	1
Bribery	510	Bribery	0	0	0
Burglary	220	Burglary	7	59	66
Counterfeiting / Forgery	250	Counterfeiting / Forgery	10	10	20
Destruction /Damage /Vandalism	290	Destruction / Damage / Vandalism	11	48	59
Embezzlement	270	Embezzlement	1	2	3
Extortion / Blackmail	210	Extortion / Blackmail	0	0	0
Fraud Offenses	26A	False Pretenses/Swindle	3	10	13
	26B	Credit Card/ATM Fraud	3	6	9
	26C	Impersonation	1	2	3
	26D	Welfare Fraud	0	0	0
	26E	Wire Fraud	0	0	0
	26F	Identity Theft	0	1	1
	26G	Hacking/Computer Invasion	0	0	0
<b>Fraud Offenses Total</b>			<b>7</b>	<b>19</b>	<b>26</b>
Larceny / Theft Offenses	23A	Pocket-picking	0	0	0
	23B	Purse-Snatching	0	1	1
	23C	Shoplifting	171	295	466
	23D	Theft From Building	2	3	5
	23E	Theft From Coin-OP Machine	0	0	0
	23F	Theft From Motor Vehicle	1	28	29
	23G	Theft Motor Veh Parts	2	11	13
	23H	All Other Larceny	6	56	62
<b>Larceny / Theft Offenses Total</b>			<b>182</b>	<b>394</b>	<b>576</b>
Motor Vehicle Theft	240	Motor Vehicle Theft	9	30	39
Robbery	120	Robbery	3	32	35
Stolen Property Offenses	280	Stolen Property Offenses	0	2	2
<b>Total Crimes Against Property</b>			<b>230</b>	<b>597</b>	<b>827</b>

## Arrest By Offense – By Gender

- *CRIMES AGAINST SOCIETY*
- *GROUP B ARRESTS*

Offense Category	Crime Code	Offense Type	Female	Male	Total
Animal Cruelty	720	Animal Cruelty	2	5	7
<b>Animal Cruelty Total</b>			<b>2</b>	<b>5</b>	<b>7</b>
Drug/Narcotic Violations	35A	Drug/Narcotics Violations	200	520	720
	35B	Drug Equipment Violations	34	92	126
<b>Drug/Narcotic Violations Total</b>			<b>234</b>	<b>612</b>	<b>846</b>
Gambling Offenses	39A	Betting/Wagering	0	0	0
	39B	Operating/Promoting/Assisting Gambling	1	1	2
	39C	Gambling Equipment Violations	0	0	0
	39D	Sports Tampering	0	0	0
<b>Gambling Offenses Total</b>			<b>1</b>	<b>1</b>	<b>2</b>
Pornography / Obscene Material	370	Pornography/Obscene Material	3	3	6
<b>Pornography / Obscene Material Total</b>			<b>3</b>	<b>3</b>	<b>6</b>
Prostitution Offenses	40A	Prostitution	2	4	6
	40B	Assisting or Promoting Prostitution	0	0	0
	40C	Purchasing Prostitution	0	4	4
<b>Prostitution Offenses Total</b>			<b>2</b>	<b>8</b>	<b>10</b>
Weapon Law Violations	520	Weapon Law Violations	9	70	79
<b>Weapon Law Violations Total</b>			<b>9</b>	<b>70</b>	<b>79</b>
<b>Total Crimes Against Society</b>			<b>251</b>	<b>699</b>	<b>950</b>
<b>Total Group A Arrests</b>			<b>770</b>	<b>1,946</b>	<b>2,716</b>
Group B [Arrests Only]	90A	Bad Checks	0	0	0
	90B	Curfew/Loitering/Vagrancy	2	52	54
	90C	Disorderly Conduct	25	110	135
	90D	Driving Under the Influence	135	463	598
	90E	Drunkenness	210	720	930
	90F	Family Offenses [NonViolent]	28	31	59
	90G	Liquor Law Violations	4	1	5
	90H	Peeping Tom	0	0	0
	90J	Trespass of Real Property	23	100	123
	90Z	All Other Offenses	220	568	788
<b>Total Group B Arrests</b>			<b>647</b>	<b>2,045</b>	<b>2,692</b>
			<b>Female</b>	<b>Male</b>	<b>Total</b>
<b>Total Group A Arrests</b>			<b>770</b>	<b>1,946</b>	<b>2,716</b>
<b>Total Group B Arrests</b>			<b>647</b>	<b>2,045</b>	<b>2,692</b>
<b>Total Arrests</b>			<b>1,417</b>	<b>3,991</b>	<b>5,408</b>

## CHAPTER 8: APPENDICES

### Appendix A: Glossary of Terms

The following is a collection of terms and definitions as they relate to Texas criminal offenses, FBI – NIBRS guidelines/offenses, and the UCR Program.<sup>18</sup>

**ADULT**

*In Texas, an adult is a person 17 years of age or over. National law provides that adults are age 18 or over. Unless otherwise indicated, this publication follows the state definition.*

**AGGRAVATED ASSAULT**

*An unlawful attack by one person upon another wherein the offender uses a weapon or displays it in a threatening manner, or the victim suffers obvious severe or aggravated bodily injury involving apparent broken bones, loss of teeth, possible internal injury, severe laceration, or loss of consciousness.*

**ARSON**

*To unlawfully and intentionally damage, or attempt to damage, any real or personal property by fire or incendiary device, with or without intent to defraud.*

**BRIBERY**

*The offering, giving, receiving, or soliciting of anything of value (i.e., a gratuity, or kickback) to sway the judgement or action of a person in a position of trust or influence.*

**BURGLARY**

*The unlawful entry of a structure or dwelling with intent to commit a felony or a theft.*

**CRIME/OFFENSE RATE**

*The number of offenses per 100,000 inhabitants.*

**CRIME/OFFENSE VOLUME**

*The aggregate sum of the offenses.*

**CRIMES AGAINST PERSONS**

*Crimes Against Persons include criminal offenses where the victim is present and the act is violent, threatening or has the potential of being physically harmful (i.e. murder, assault, rape, etc.)*

**CRIMES AGAINST PROPERTY**

*Crimes Against Property include offenses that involve taking something of value by theft or deception or the destruction of property (i.e. robbery, burglary, bribery, theft, etc.).*

**CRIMES AGAINST SOCIETY**

*Crimes Against Society represent society's prohibition against engaging in certain types of activity (i.e. gambling, prostitution, drug violations).*

---

<sup>18</sup>United States Department of Justice, Federal Bureau of Investigation – CJIS Division. (June 2023). *2023.0 National Incident-Based Reporting System User Manual*.

**DRUG ABUSE VIOLATIONS**

All arrests for violation of state and/or local laws, specifically those relating to the unlawful cultivation, manufacture, distribution, sale, purchase, use, possession, transportation, and/or importation of any controlled drug or narcotic substance.

**EMBEZZLEMENT**

The unlawful misappropriation by an offender to his/her own use or purpose of money, property, or some other thing of value entrusted to his/her care, custody, or control.

**ETHNICITY**

The ethnic origin categories were adopted from the U.S. Department of Commerce and are Hispanic and Not Hispanic. Included as Hispanic are all persons of Mexican, Puerto Rican, Cuban, Central or South American, or other Spanish culture or origin, regardless of race.

**EXTORTION/BLACKMAIL**

To unlawfully obtain money, property, or any other thing of value, either tangible or intangible, through the use or threat of force, misuse of authority, threat of criminal prosecution, threat of destruction of reputation or social standing, or through other coercive means.

**FAMILY**

Family is defined as individuals related by blood, affinity, marriage, former marriage, biological parents of the same child, foster children, foster parents, members of the same household or former members of the same household.

**FAMILY VIOLENCE**

An act by a member of a family or household (as defined by the Texas Family Code) against another member that is intended to result in physical harm, bodily injury, assault or a threat that reasonably places the member in fear of imminent physical harm.

**FORGERY AND COUNTERFEITING**

The altering, copying, or imitation of something, without authority or right, with the intent to deceive or defraud by passing the copy or thing altered or imitated as that which is original or genuine; or the selling, buying, or possession of an altered, copied, or imitated thing with the intent to deceive or defraud.

**FRAUD**

The intentional perversion of the truth for the purpose of inducing another person, or other entity, in reliance upon it to part with something of value or to surrender a legal right.

**GAMBLING**

To unlawfully bet or wager money or something else of value; assist, promote or operate a game of chance for money or some other state; possess or transmit wagering information; manufacture, sell, purchase, possess, or transport gambling equipment, devices, or goods; or tamper with the outcome of a sporting event or contest to gain a gambling advantage.

**HUMAN TRAFFICKING**

The inducement of a person to perform a commercial sex act, or labor, or services, through force, fraud or coercion. Human trafficking has also occurred if a person under 18 years of age has been induced, or enticed, regardless of force, fraud, or coercion, to perform a commercial sex act.

**INTIMIDATION**

To unlawfully place another person in reasonable fear of bodily harm through the use of threatening words and/or other conduct, but without displaying a weapon or subjecting the victim to actual physical attack.

**JUVENILE**

*In Texas, a juvenile is a person under 17 years of age (i.e. 16 years and under). At the federal level, Juvenile is a person under 18 years of age (i.e. 17 years and under). Unless otherwise indicated, this publication follows the state definition for juvenile.*

**KIDNAPPING/ABDUCTION**

*The unlawful seizure, transportation, and/or detention of a person against his/her will, or of a minor without the consent of his/her custodial parent(s) or legal guardian.*

**LARCENY/THEFT**

*The unlawful taking, carrying, leading, or riding away of property from the possession or constructive possession of another.*

**MOTOR VEHICLE THEFT**

*The theft or attempted theft of a motor vehicle, which is defined as a self-propelled vehicle that runs on land surface and not on rails.*

**MURDER AND NON-NEGLIGENT MANSLAUGHTER**

*The willful (non-negligent) killing of one human being by another. This includes any death due to injuries received in a fight, argument, quarrel, assault, or commission of a crime. Suicides, accidental deaths, assaults not resulting in death, traffic fatalities, and attempted murders are not included.*

**NEGLIGENT MANSLAUGHTER**

*The killing of another person through negligence. This offense includes killings resulting from hunting accidents, gun cleaning, children playing with guns, and arrests associated with driving under the influence, distracted driving (using a cell/smartphone) and reckless driving traffic fatalities. It does not include deaths of persons due to their own negligence, accidental deaths not resulting from gross negligence, and accidental traffic fatalities.*

**NIBRS**

*National Incident Based Reporting System (NIBRS) is an incident based reporting system or methodology used by law enforcement agencies in the United States for collecting and reporting data on crimes to the Federal UCR Program. The FBI maintains the reporting guidelines.*

**PORNOGRAPHY/OBSCENE MATERIAL**

*The violation of laws or ordinances prohibiting the manufacture, publishing, sale, purchase, or possession of sexual explicit material (i.e. literature, photographs, etc.).*

**PROSTITUTION**

*Sex offenses of a commercialized nature; to promote sexual activities for anything of value; to solicit customers or transport persons for prostitution purposes; and/or to purchase or trade anything of value for commercial sex acts.*

**RACE**

*Race and ethnic origin are counted as two separate designations. The racial categories were adopted from the U.S. Department of Commerce and are as follows: White, Black, American Indian or Alaskan Native, Asian, Native Hawaiian, or Other Pacific Islander.*

**RAPE**

*The carnal knowledge of a person, without the consent of the victim, including instances where the victim is unable to give consent because of his/her age or because of his/her temporary or permanent mental or physical incapacity.*



**ROBBERY**

*The taking or attempting to take anything of value from the care, custody or control of a person or persons by force or threat of force or violence or by putting the victim in fear.*

**SIMPLE ASSAULT**

*An unlawful physical attack by one person upon another where neither the offender displays a weapon (other than personal weapon), nor the victim suffers obvious severe or aggravated bodily injury.*

**VANDALISM/DESTRUCTION/DAMAGE OF PROPERTY**

*Willful or malicious destruction, injury, disfigurement, or defacement of any public or private property without the consent of the owner or person having custody or control of it.*

**WEAPONS LAW VIOLATIONS**

*The violation of laws or ordinances or prohibiting the manufacture, sale, purchase, transportation, possession, concealment, or use of firearms, cutting instruments, explosives, incendiary devices, or other deadly weapons.*

## Appendix B: References

1. Texas Department of Public Safety – UCR Program. (June 2023). *Texas-Centric Technical Specifications and Error Codes*.
2. United States Department of Justice, Federal Bureau of Investigation – CJIS Division. (June 2023). *2023.0 National Incident-Based Reporting System User Manual*.
3. Federal Bureau of Investigation – CJIS Division. (February 2021). UCR Program Quarterly 21-1. <https://www.fbi.gov/file-repository/ucr/ucr-program-quarterly-february-2021.pdf/view>
4. Texas Department of Public Safety – UCR Program. (2022). *Crime in Texas 2022*.
5. United States Department of Justice, Federal Bureau of Investigation – CJIS Division. (July 2019). *A Guide to Understanding NIBRS*. <https://www.fbi.gov/file-repository/ucr/a-guide-to-understanding-nibrs.pdf/view>
6. U.S. Department of Justice – Federal Bureau of Investigation. (September 2018). *About the UCR Program*. <https://www.fbi.gov/file-repository/ucr/about-the-ucr-program.pdf/view>
7. Texas Department of Public Safety – Crime Records: Law Enforcement Support Division. 2015. *DPS Texas Incident-Based Reporting System (TIBRS) Training and Reference Manual*.
8. Texas Department of Public Safety – UCR Program. (2014). *Uniform Crime Reporting Handbook*.